

MICHIGAN STATE GAME RECAPS:

SEPTEMBER 5 - GAME 1 SPARTAN STADIUM

In his first career start, sophomore quarterback Kirk Cousins completed 10-of-17 passes for 183 yards and three touchdowns as Michigan State cruised to a 44-3 season-opening victory over Montana State at Spartan Stadium. The Spartans collected 493 yards of total offense while limiting the Bobcats to just 160 yards. Linebacker Greg Jones had 14 tackles as the Spartan defense held Montana State to three points, marking the fewest by an MSU opponent in a season opener since 1989. Offensively, Blair White led all receivers with nine catches for 162 yards and two touchdowns. In his first game as a Spartan, sophomore quarterback Keith Nichol finished 9-of-18 passing for 135 yards and two touchdowns. Michigan State opened up a 28-0 halftime lead, scoring three touchdowns in the second quarter. White grabbed a 15-yard pass from Cousins just six seconds into the quarter, while a pair of tight ends, Dion Sims and Brian Linthicum, recorded their first career Spartan scores with touchdown receptions from Nichol. The Spartans extended their lead to 34-0 following two Brett Swenson field goals in the third quarter. Montana State got on the board with a 33-yard field goal with 1:34 remaining in the third. White began the fourth quarter with a 24-yard touchdown from Cousins, making it 41-3 in favor of the Spartans. Red-shirt freshman Dan Conroy completed the scoring at the 5:51 mark with his first career field goal, a 43-yarder. In addition to total offense, Michigan State held significant advantages in first downs (29-12), rushing yards (175-62) and passing yards (316-98).

MICHIGAN STATE 44 MONTANA STATE 3

SEPTEMBER 26 - GAME 4 CAMP RANDALL STADIUM

Despite throwing for 396 yards as a team, the second-highest total in school history, Michigan State fell to Wisconsin, 38-30, at Camp Randall Stadium. Wisconsin answered with its own air attack as Badger quarterback Scott Tolzien threw for 243 yards and a career-high four touchdowns, including three to tight end Garrett Graham. John Clay rushed for 142 yards and a touchdown for the Badgers. The Spartans committed four turnovers, and the Badgers converted three of them into touchdowns. Wisconsin took a 21-7 lead into halftime, and after the teams traded field goals to start the second half, the Spartans trimmed the lead to 24-17 following a 20-yard TD pass from Kirk Cousins to B.J. Cunningham. But it was as close as the Spartans would get. The Badgers came right back with a four-play, 68-yard drive in just 1:22 as Nick Toon caught a 19-yard TD to make it 31-17. Wisconsin then took advantage of a Michigan State fumble and Tolzien promptly hit Graham for a 23-yard touchdown reception three plays later, marking Graham's third TD of the game. Michigan State had a furious rally in the closing minutes to make things interesting. Keith Nichol tossed a 15-yard TD to Keshawn Martin, cutting the lead to 38-23 with just over two minutes remaining. Following a Badger punt, Nichol completed a 91-yard touchdown reception to Martin – the second-longest pass play in school history – with 15 seconds left to make it 38-30. Wisconsin recovered MSU's onside kick in the final seconds to close out the victory. Nichol threw for a career-high 195 yards in the contest on 7-of-12 passing. Cousins was 17-of-34 for 201 yards.

WISCONSIN 38 MICHIGAN STATE 30

SEPTEMBER 12 - GAME 2 SPARTAN STADIUM

Central Michigan's Andrew Aguila kicked a 42-yard field goal with three seconds left to give the Chippewas a 29-27 victory over Michigan State at Spartan Stadium. The Spartans took a 27-20 lead midway through fourth quarter following a 7-yard TD pass from Kirk Cousins to B.J. Cunningham. CMU responded by rallying for nine points in the final 32 seconds to win the game. The Chippewas went on a 15-play, 71-yard drive after MSU's go-ahead touchdown, capped by an 11-yard pass from Dan LeFevour to Paris Cotton. Central Michigan went for the 2-point conversion and the win, but LeFevour's pass to Antonio Brown was caught out of bounds. The Chippewas recovered the ensuing onside kick, however, and drove into field goal range. Aguila's first game-winning attempt missed from 47 yards away, but a Spartan offside penalty gave Aguila another chance from 42 yards out. Cousins started and played a majority of the game, finishing 13-of-18 passing for 164 yards. Keith Nichol also saw time and completed 3-of-8 passes for 51 yards. Blair White recorded his second consecutive 100-yard receiving game with 105 yards on seven catches, while Greg Jones tied his career high with 15 tackles in the game. The Spartans took a quick 7-0 lead after driving 74 yards on the game's first series. The Chippewas bounced back with a field goal on their next series, but Brett Swenson kicked a 39-yard field goal with 3:13 left in the quarter to put MSU back up seven points at 10-3. CMU scored 10 unanswered points in the second quarter to go up 13-10 before Nichol connected on a 16-yard TD pass to Gantt that made it 17-13 in favor of MSU at halftime.

CENTRAL MICHIGAN 29 MICHIGAN STATE 27

OCTOBER 3 - GAME 5 SPARTAN STADIUM

Larry Caper ran for a 23-yard touchdown in overtime to lead Michigan State past No. 22 Michigan, 26-20. Following last season's 35-21 win at Michigan Stadium, it gave the Spartans consecutive victories over the Wolverines for the first time since winning three straight from 1965-67. The Spartans were in control a majority of the game, outgaining the Wolverines in total offense (417 yards to 251) and rushing (197-28). MSU took a 20-6 lead with a touchdown on the second play of the fourth quarter to go up two scores. But Michigan bounced back with a 60-yard TD pass from Tate Forcier to Darryl Stonum with 4:03 left to make it 20-13. The Wolverines then capped a 12-play, 92-yard drive as Forcier hit Roy Roundtree in the end zone with two seconds remaining to tie the game at 20. With Michigan having the first possession of overtime, the Spartans halted the Wolverines' scoring chance as Chris L. Rucker recorded an interception in the end zone. Caper's 23-yard touchdown in overtime occurred on a third-and-8 play that was originally designed to set up a Brett Swenson field goal, but Caper broke through the hole on the right side, escaped two tackles and eventually trotted into the end zone for the game-winning score. Kirk Cousins rushed for a game-high 75 yards and also completed 15-of-21 passes for 152 yards. Due to an ankle injury, Cousins gave way to Keith Nichol most of the fourth quarter and Nichol responded by going 5-of-8 for 68 yards. Although an early MSU turnover led to a Michigan field goal early in the first quarter, the Spartans came back with a 17-play, 80-yard touchdown drive that took 10:02 off the clock. Caper finished the drive with a 1-yard score. The Spartans held a dominant 39:46 to 20:14 advantage overall in time of possession.

MICHIGAN STATE 26 MICHIGAN 20

SEPTEMBER 19 - GAME 3 NOTRE DAME STADIUM

Kirk Cousins was 23-of-35 passing for 302 yards, but threw a costly interception with a minute remaining as Notre Dame edged Michigan State, 33-30, snapping MSU's record six-game winning streak at Notre Dame Stadium. Starting from their own 20 with 2:58 left in the game, the Spartans drove 62 yards on 10 plays to the Irish 18-yard line before Cousins' pass was picked by Kyle McCarthy, which sealed the victory for Notre Dame. The Irish jumped out to a 13-3 lead in the first quarter behind a 13-yard run by Armando Allen and a 22-yard pass from Tony Clausen to Michael Floyd. MSU bounced back with two touchdowns in the second quarter to take a 17-16 halftime lead. Receiver Keshawn Martin threw his first career touchdown pass with a 30-yard strike to Blair White at the 9:30 mark, and following an Irish field goal, Larry Caper scored the first TD of his career, a 1-yard run with a minute left in the half. Notre Dame regained the lead with 10 straight points in the third quarter, giving the Irish a 26-17 advantage. Larry Caper trimmed the lead with a 7-yard score late in the third, but the extra point was blocked, keeping it a three-point game at 26-23. Michigan State went back on top, 30-26, as Blair White caught a 17-yard pass from Cousins with 9:33 remaining, capping a five-play, 86-yard drive. Following MSU's touchdown, Notre Dame answered with a 33-yard TD pass from Clausen to Golden Tate at the 5:18 mark, which proved to be the game-winner. Tate finished the game with seven catches for 127 yards and Clausen was 22-of-31 for 300 yards passing.

NOTRE DAME 33 MICHIGAN STATE 30

OCTOBER 10 - GAME 6 MEMORIAL STADIUM

Keith Nichol threw for 179 yards in his first career start and Larry Caper rushed for 95 yards and a touchdown to lead Michigan State to a 24-14 win over Illinois in its sixth straight win at Memorial Stadium. Nichol, who started in place of an injured Kirk Cousins, was 13-of-25 passing and also had 27 rushing yards. On MSU's first series of the game, the Spartans marched 60 yards for a touchdown in just 3:23 to take a quick 7-0 advantage. The lead increased to 14-0 as Larry Caper scored on a 17-yard run later in the quarter. Brett Swenson kicked a 35-yard field goal as time expired in the second quarter as MSU took a 17-0 lead into halftime. The Spartans dominated the first half, holding the ball for nearly 22 minutes and outgaining the Illini, 281 yards to 60. The third quarter started out in the same fashion as Danny Fortener returned an interception 45 yards for a touchdown, giving MSU a commanding 24-0 lead. Illinois got on the board late in the third quarter and added another touchdown with just 1:24 left in the game. The Spartan defense put pressure on the Illini all game and collected a season-high six sacks, marking the second-highest total in the Coach Mark Dantonio era. 31 and 22 yards to give him 11 made field goals in 13 attempts on the season.

MICHIGAN STATE 24 ILLINOIS 14

GENERAL INFO

MEDIA

SAN ANTONIO

EVENTS

MICHIGAN STATE

TEXAS TECH

BOWL HISTORY

BOWL RECORDS

MICHIGAN STATE GAME RECAPS: (CONT'D)

OCTOBER 17 - GAME 7 SPARTAN STADIUM

Blair White set career highs with 12 receptions and 186 receiving yards to go along with two touchdowns as Michigan State defeated Northwestern, 24-14, at Spartan Stadium. The 12 receptions tied for the fourth most in a game in Spartan history and the 186 receiving yards were the most ever by a Spartan against Northwestern and tied for the 10th-best single-game total at MSU. For his performance, White earned Big Ten Offensive Co-Player of the Week honors. In a low-scoring first half, the Wildcats scored the only points with a touchdown midway through the first quarter. MSU came out strong in the second half, scoring 24 unanswered points to go up, 24-7. White caught a 22-yard touchdown pass from Kirk Cousins at the 10:07 mark in the third, and followed later in the quarter with a 47-yard TD reception to make it 14-7. Brett Swenson kicked a 28-yard field goal as time expired in the third quarter, giving the Spartans a 17-7 lead. Following a Northwestern fumble on the ensuing kickoff, the Spartans took advantage of the turnover as Larry Caper ran 22 yards for a touchdown on the next play. The Wildcats trimmed the lead to 10 points with a touchdown at the 10:28 mark in the fourth quarter, but could not get any closer. Kirk Cousins finished the game with 281 yards passing on 21-of-31 throws. Defensively, Eric Gordon (14), Brandon Denson (10) and Jeremy Ware (10) each recorded career highs in tackles.

MICHIGAN STATE 24 NORTHWESTERN 14

NOVEMBER 7 - GAME 10 SPARTAN STADIUM

Kirk Cousins threw for a career-high 353 yards and two touchdowns to lead Michigan State past Western Michigan, 49-14, at Spartan Stadium. MSU was dominant offensively, collecting season highs in total offense (602 yards), rushing (237) and first downs (30). The Spartans scored five touchdowns in the first half to open up a 35-0 halftime lead, including touchdown catches by Garrett Celek and Keshawn Martin. Western Michigan scored back-to-back touchdowns to make it 35-14 early in the fourth, but the Spartans scored two touchdowns later in the quarter, including a 7-yard TD pass from Keith Nichol to Dion Sims. Blair White led the Spartans with six catches for 70 yards, while Brian Linthicum had a career-high four receptions for 61 yards. Edwin Baker recorded a season high 78 rushing yards on 15 carries. Cousins' 353 passing yards were the most ever by a Spartan quarterback against Western Michigan and rank as the seventh-best single-game figure in MSU history. It marked his second career 300-yard passing game. The Spartan defense held Western Michigan to a season low 211 yards of total offense. Greg Jones led the team with eight tackles, including 1.5 sacks.

MICHIGAN STATE 49 WESTERN MICHIGAN 14

NOVEMBER 14 - GAME 11 ROSS-ADE STADIUM

Michigan State rallied back from an 11-point fourth-quarter deficit to defeat Purdue, 40-37, at Ross-Ade Stadium. The Spartans became bowl eligible with the victory. Kirk Cousins tied his career high with three touchdown passes, including a 73-yard strike to B.J. Cunningham at the 11:34 mark in the fourth quarter that cut the Boilermaker lead to 34-30. The Spartans took the lead with 6:59 remaining as Blair White caught a 9-yard TD pass to make it 37-34. Purdue responded with a 49-yard field goal that tied the game at 37 with 2:38 left in the game. On the following kickoff, Keshawn Martin returned it 85 yards to the Purdue 11-yard line, setting up Brett Swenson's game-winning 21-yard field goal with 1:51 on the clock. The Boilermakers drove the ball to their own 44, but on a fourth-and-6 play, Colin Neely sacked Purdue quarterback Joey Elliott for a 13-yard loss, sealing the win for MSU. Swenson tied a career high with four field goals in the game, including two career-long 52-yarders in the third quarter. For his efforts, he went on to earn Big Ten Special Teams Player of the Week honors. Martin was again a playmaker for the Spartans, collecting 236 all-purpose yards. He led the team with 70 rushing yards on just three carries (23.3 avg.) and had 166 kickoff return yards, the seventh-highest single-game total in school history. With the victory, Michigan State recorded its first back-to-back wins in West Lafayette, Ind., since winning three in a row in the late 1980s (1985, 1988, 1989). Coach Dantonio improved to 3-0 vs. Purdue and became the first Spartan coach to win his first three games against the Boilermakers.

MICHIGAN STATE 40 PURDUE 37

OCTOBER 24 - GAME 8 SPARTAN STADIUM

Iowa's Ricky Stanzi connected on a 7-yard touchdown pass to Marvin McNutt on a fourth-and-goal play as time expired in a heartbreaking 15-13 loss for Michigan State at Spartan Stadium.

Michigan State took a 13-9 lead with 1:37 left when Kirk Cousins hit Blair White for a 30-yard touchdown reception. The touchdown was set up by a 38-yard hook and lateral play in which Brian Linthicum caught an 11-yard pass and then pitched the ball to Blair White for 27 more yards. But the seventh-ranked Hawkeyes came back with a 10-play, 70-yard game-winning drive. Stanzi hit Derrell Johnson-Koulianos with a 16-yard pass to move Iowa to the Michigan State 15, and a defensive holding penalty wiped out an apparent interception, moving the ball to Spartans 7. Stanzi threw three incomplete passes in the end zone, but on fourth down with two seconds on the clock, he hit McNutt for the game-winning score. Prior to the last two minutes of the game, both teams only managed to put field goals on the board. MSU took a 3-0 lead in the first quarter, while Iowa tied it with a 37-yarder in the second. In the third, Brett Swenson again put MSU ahead at 6-3 with a 23-yard kick. Iowa's Daniel Murray made two 20-yard field goals in the fourth quarter. Cousins completed 16-of-32 passes for 225 yards for the Spartans, while Swenson became MSU's all-time leader in field goals and points scored in the game.

IOWA 15 MICHIGAN STATE 13

NOVEMBER 21 - GAME 12 SPARTAN STADIUM

Penn State used a 28-point third quarter to put away Michigan State, 42-14, on Senior Day at Spartan Stadium. The Spartans and Nittany Lions were tied at 7 at the half after Charlie Gantt made an acrobatic catch in the end zone with 1:17 left in the second quarter. But 13th-ranked Penn State scored four touchdowns in the third to take a commanding 35-7 lead. Darryl Clark finished 19-of-27 passing for 310 yards and four touchdowns for Penn State, while Evan Royster rushed for 114 yards. MSU scored a late touchdown with 1:44 left in the game as Keith Nichol connected on a 71-yard touchdown pass to Keshawn Martin. It marked the fourth TD of the year for Martin of 70 or more yards and his sixth overall. Greg Jones tied his career high with 15 tackles, including 2.5 for loss (11 yards) and 1.5 sacks (6 yards).

PENN STATE 42 MICHIGAN STATE 14

OCTOBER 31 - GAME 9 TCF BANK STADIUM

Minnesota scored two fourth-quarter touchdowns to rally for a 42-34 victory over Michigan State at TCF Bank Stadium in Minneapolis. The Spartans, who trailed 14-0 less than two minutes into the game, stormed all the way back to take 31-28 lead on Dion Sims' 11-yard TD catch as time expired in the third quarter. The Gophers answered with a touchdown at the 12:40 mark in the fourth to regain the lead, 35-31. Brett Swenson's 20-yard field goal with 8:10 left cut the margin back to one at 35-34. With Minnesota facing a third-and-17 on the next drive, Gopher tight end Nick Tow-Arnett caught a pass and was hit to the ground, but not before the ball popped loose and landed into the hands of Duane Bennett, who ran all the way into the end zone for the 59-yard touchdown. Trailing by just one score, the Spartans could not put together a game-winning drive, as they stalled out on the Gopher 39-yard line. Keshawn Martin went on to earn Big Ten Special Teams Player of the Week honors after collecting a career-high 284 all-purpose yards, marking the sixth-highest single-game total in MSU history. Martin scored on a 93-yard kick return to open the second half, trimming the Spartan deficit to 21-17. It was MSU's first kickoff return for a touchdown since 2005. Martin also scored on an 84-yard reverse in the third quarter and cut the Gopher lead to 28-24. He finished with 176 kick return yards, 84 rushing yards, 22 receiving yards and two punt return yards.

MINNESOTA 42 MICHIGAN STATE 34



GENERAL INFO

MEDIA

SAN ANTONIO

EVENTS

MICHIGAN STATE

TEXAS TECH

BOWL HISTORY

BOWL RECORDS







FINAL CONFERENCE STANDINGS:

SCHOOL	BIG 12	OVERALL	RANK
NORTH:			
Nebraska	6-2	9-4	20
Missouri	4-4	8-4	NR
Kansas State	4-4	6-6	NR
Iowa State	3-5	6-6	NR
Colorado	2-6	3-9	NR
Kansas	1-7	5-7	NR
SOUTH:			
Texas	8-0	13-0	2
Oklahoma State	6-2	9-3	20
Texas Tech	5-3	8-4	NR
Oklahoma	5-3	7-5	NR
Texas A&M	3-5	6-6	NR
Baylor	1-7	4-8	NR

TOTAL OFFENSE	G	Rush	Pass	Plays	Yards	Avg/P	TD	Yds/G
1. Texas A&M.....	12	2285	3299	961	5584	5.8	52	465.3
2. Texas Tech.....	12	973	4568	903	5541	6.1	57	461.8
3. Texas.....	12	1967	3452	909	5419	6.0	54	451.6
4. Kansas.....	12	1345	3724	885	5069	5.7	42	422.4
5. Oklahoma.....	12	1691	3342	915	5033	5.5	42	419.4
6. Missouri.....	12	1586	3420	854	5006	5.9	40	417.2
7. Oklahoma State.....	12	2301	2214	831	4515	5.4	41	376.2
8. Iowa State.....	12	2128	2185	826	4313	5.2	31	359.4
9. Kansas State.....	12	2159	2033	802	4192	5.2	29	349.3
10. Baylor.....	12	1207	2908	777	4115	5.3	29	342.9
11. Nebraska.....	12	1769	2248	748	4017	5.4	33	334.8
12. Colorado.....	12	1055	2717	852	3772	4.4	32	314.3

TOTAL DEFENSE	G	Rush	Pass	Plys	Yards	Avg	TD	Yds/G
1. Texas.....	12	741	2417	800	3158	3.9	19	263.2
2. Oklahoma.....	12	1063	2219	808	3282	4.1	18	273.5
3. Nebraska.....	12	1223	2274	830	3497	4.2	13	291.4
4. Oklahoma State.....	12	1052	2907	839	3959	4.7	27	329.9
5. Kansas State.....	12	1265	2814	757	4079	5.4	35	339.9
6. Texas Tech.....	12	1500	2685	887	4185	4.7	26	348.8
7. Missouri.....	12	1157	3139	857	4296	5.0	32	358.0
8. Colorado.....	12	1934	2422	805	4356	5.4	35	363.0
9. Kansas.....	12	1659	2940	836	4599	5.5	40	383.2
10. Baylor.....	12	2145	2722	907	4867	5.4	35	405.6
11. Iowa State.....	12	2032	2940	862	4972	5.8	35	414.3
12. Texas A&M.....	12	2023	3153	866	5176	6.0	46	431.3

-  **Baylor University**
Waco, Texas
-  **University of Colorado**
Boulder, Colorado
-  **Iowa State University**
Ames, Iowa
-  **University of Kansas**
Lawrence, Kansas
-  **Kansas State University**
Manhattan, Kansas
-  **University of Missouri**
Columbia, Missouri
-  **University of Nebraska**
Lincoln, Nebraska
-  **University of Oklahoma**
Norman, Oklahoma
-  **Oklahoma State University**
Stillwater, Oklahoma
-  **University of Texas**
Austin, Texas
-  **Texas A&M University**
College Station, Texas
-  **Texas Tech University**
Lubbock, Texas

GENERAL INFO

MEDIA

SAN ANTONIO

EVENTS

MICHIGAN STATE

TEXAS TECH

BOWL HISTORY

BOWL RECORDS





GENERAL INFO

MEDIA

SAN ANTONIO

EVENTS

MICHIGAN STATE

TEXAS TECH

BOWL HISTORY

BOWL RECORDS

2009 ALL-BIG 12 CONFERENCE FOOTBALL TEAMS

(as selected by the Big 12 football coaches)

FIRST TEAM OFFENSE:

POS.	PLAYER	SCHOOL
QB	Colt McCoy*	Texas
RB	Daniel Thomas	Kansas State
RB	Keith Toston	Oklahoma State
FB	Bryant Ward	Oklahoma State
WR	Jordan Shipley*	Texas
WR	Danario Alexander	Missouri
WR	Dezmon Briscoe*	Kansas
TE	Jeron Mastrud	Kansas State
OL	Nick Stringer	Kansas State
OL	Brandon Carter	Texas Tech
OL	Trent Williams*	Oklahoma
OL	Russell Okung*	Oklahoma State
OL	Nate Solder	Colorado
PK	Grant Ressel	Missouri
KR/PR	Brandon Banks	Kansas State

FIRST TEAM DEFENSE:

POS.	PLAYER	SCHOOL
DL	Ndamukong Suh*	Nebraska
DL	Gerald McCoy*	Oklahoma
DL	Von Miller	Texas A&M
DL	Brandon Sharpe	Texas Tech
DL	Jared Crick	Nebraska
LB	Jesse Smith	Iowa State
LB	Sean Weatherspoon*	Missouri
LB	Travis Lewis*	Oklahoma
DB	Earl Thomas	Texas
DB	Perrish Cox	Oklahoma State
DB	Dominique Franks	Oklahoma
DB	Prince Amukamara	Nebraska
DB	Larry Asante	Nebraska
P	Derek Epperson	Baylor

SECOND TEAM OFFENSE:

POS.	PLAYER	SCHOOL
QB	Jerrold Johnson	Texas A&M
RB	Roy Helu Jr.	Nebraska
RB	Demarcco Murray	Oklahoma
FB	Jamie McCoy	Texas A&M
WR	Ryan Broyles	Oklahoma
WR	Kerry Meier	Kansas
WR	Brandon Banks	Kansas State
TE	Riar Geer	Colorado
OL	J.D. Walton	Baylor
OL	Chris Hall*	Texas
OL	Kurtis Gregory	Missouri
OL	Adam Ulatoski	Texas
OL	Brody Eldridge	Oklahoma
OL	Lee Grimes	Texas Tech
PK	Alex Henery	Nebraska
KR/PR	Perrish Cox	Oklahoma State

SECOND TEAM DEFENSE:

POS.	PLAYER	SCHOOL
DL	Sergio Kindle*	Texas
DL	Lamarr Houston	Texas
DL	Jeremy Beal	Oklahoma
DL	Jaron Baston	Missouri
DL	Daniel Howard	Texas Tech
LB	Joe Pawelek	Baylor
LB	Roddrick Muckelroy	Texas
LB	Phillip Dillard	Nebraska
DB	Jamar Wall	Texas Tech
DB	Quinton Carter	Oklahoma
DB	Brian Jackson	Oklahoma
DB	Jordan Lake*	Baylor
DB	Cha'pelle Brown	Colorado
DB	Tremt Hunter	Texas A&M
P	Tress Way	Oklahoma

Offensive Player of the Year: **Colt McCoy**, Texas
 Offensive Lineman of the Year: **Russell Okung**, Oklahoma State
 Offensive Freshmen of the Year: **Christine Michael**, Texas A&M
 Offensive Newcomer of the Year: **Daniel Thomas**, Kansas State
 Coach of the Year: **Mack Brown**, Texas

Defensive Player of the Year: **Ndamukong Suh**, Nebraska
 Defensive Lineman of the Year: **Ndamukong Suh**, Nebraska
 Special Teams Player of the Year: **Brandon Banks**, Kansas State
 Defensive Freshmen of the Year: **Aldon Smith**, Missouri
 Defensive Newcomer of the Year: **David Sims**, Iowa State

* - Repeat selection from 2008 season



TEXAS TECH

2009 Results: 8-4 Overall, 5-3 Big 12

DATE	OPPONENT	RESULT
Sep. 5	North Dakota	W 38-13
Sep. 12	Rice	W 55-10
Sep. 19	at Texas	L 34-24
Sep. 26	at Houston	L 29-28
Oct. 3	New Mexico	W 48-28
Oct. 10	Kansas State	W 66-14
Oct. 17	at Nebraska	W 31-10
Oct. 24	Texas A&M	L 52-30
Oct. 31	Kansas	W 42-21
Nov. 14	at Oklahoma State	L 24-17
Nov. 21	Oklahoma	W 41-13
Nov. 28	vs. Baylor*	W 20-13

* Played in Dallas

Texas Tech Quick Facts

Location: Lubbock, Texas

Founded: 1923

Enrollment: 30,000

Nickname: Red Raiders

Colors: Red and Black

Stadium: Jones AT&T Stadium (58,900)

All Time Record: 505-391-32

RED RAIDER Administration



GUY BAILEY
President



Gerald Myers
Director of Athletics

TexasTech Bowl History (10-21-1)

YEAR	BOWL GAME	OPPONENT	W/L	SCORE
1937	Sun	West Virginia	L	7-6
1938	Cotton	Saint Mary's	L	20-13
1941	Sun	Tulsa	L	6-0
1947	Sun	Miami (Ohio)	L	13-12
1949	Raisin	San Jose State	L	20-13
1951	Sun	Pacific	W	25-14
1953	Gator	Auburn	W	35-13
1955	Sun	Wyoming	L	21-14
1964	Sun	Georgia	L	7-0
1965	Gator	Georgia Tech	L	31-21
1970	Sun	Georgia Tech	L	17-9
1972	Sun	North Carolina	L	32-28
1973	Gator	Tennessee	W	28-19
1974	Peach	Vanderbilt	T	6-6
1976	Bluebonnet	Nebraska	L	27-24
1977	Tangerine	Florida State	L	40-17
1986	Independence	Ole Miss	L	20-17
1989	All-American	Duke	W	49-21
1993	Sun	Oklahoma	L	41-10
1994	Cotton	USC	L	55-14
1995	Copper	Air Force	W	55-41
1996	Alamo	Iowa	L	27-0
1998	Independence	Ole Miss	L	35-18
2000	Galleryfurniture.com	East Carolina	L	40-27
2001	Alamo	Iowa	L	19-16
2002	Tangerine	Clemson	W	55-15
2003	Houston	Navy	W	38-14
2004	Holiday	California	W	45-31
2005	Cotton	Alabama	L	13-10
2006	Insight	Minnesota	W	44-41
2007	Gator	Virginia	W	31-28
2008	Cotton	Ole Miss	L	47-34
2010	Alamo	Michigan State	N/A	N/A



Texas Techs Alexander Torres makes a key block against Baylor.

GENERAL INFO

MEDIA

SAN ANTONIO

EVENTS

MICHIGAN STATE

TEXAS TECH

BOWL HISTORY

BOWL RECORDS



TEXAS TECH — COACHING STAFF

MIKE LEACH

Red Raiders Head Coach



Arguably one of the most innovative coaches in the country, Mike Leach not only has transformed Texas Tech Football, but also the face of college football with an all-out aerial assault. This is evidenced by the number of programs incorporating more passing into their schemes than before. Leach's offense has become a hot commodity as coaching staffs from across the country have come to Lubbock get a glimpse into what makes the

program tick; but none have mastered it like the 10th-year coach.

Leading the most prolific passing offense in the country, Leach, who received three national coach of the year awards in 2008 – the Woody Hayes Award, Howie Long/Fieldturf Coach of the Year, and George Munger Award – spreads the field with his exciting brand of football and has guided the Red Raiders to six NCAA passing titles and three total offense titles during his tenure. Leach's offense produced school records in nearly every passing category in 2000, but surpassed those numbers in each of the last nine seasons. His nine teams have combined for more than 155 team and individual records at Tech.

Texas Tech, which appeared in its second Cotton Bowl since 2005, experienced one of the most memorable seasons in school history in 2008 as the team set a program record with 11 regular-season wins en route to an 11-2 record. The win total tied the mark, set previously by the 1953 and 1973 squads. Numerous accolades poured in from across the country as an unprecedented four players earned first-team All-America status, in addition to Leach's three coach of the year honors. Quarterback Graham Harrell, offensive tackle Rylan Reed and offensive guard Brandon Carter each garnered first-team honors, while wide receiver Michael Crabtree was honored as a unanimous consensus All-American for the second-straight season.

On the field, the Red Raiders led the nation in passing for the sixth time in Leach's nine seasons and ranked among the top five in total offense. Harrell finished his storied career second on the NCAA career passing yardage list with 15,793 yards. Harrell also broke the career NCAA passing touchdowns mark with 134.

The Texas Tech program has established itself as one of the nation's leading producers of productive quarterbacks since the 2000 season. Harrell threw for 4,555 yards in his debut as the starter in 2006 and became the sixth player and third Red Raider in NCAA history to throw for 5,000 yards in a season with his 5,705-yard effort in 2007 and 5,111 yards last season. He also is the third quarterback under Leach to win nine games in a season and the first Red Raider in history to win 11 in a regular season. Former quarterback Kliff Kingsbury in 2002 and Cody Hodges in 2005 each posted nine-win seasons during their careers, while 2003 and 2004 signal callers B.J. Symons and Sonny Cumbie each won eight games in their respective seasons as the starter.

The running game has flourished under Leach as well. The Red Raiders' 28 total rushing scores in 2008 were the most for a Tech team since the 1993 team scored 30. Despite Tech's offense revolving around the pass, Leach has done a tremendous job of incorporating the running back position into the mix.

The Red Raiders are not solely known for their play on the scoring side of the ball. The Texas Tech defense also has flourished during Leach's nine seasons. The Red Raiders tied for the national lead with three shutouts in 2000 and followed with others in 2001, 2002, 2005 and 2006.

While leading the Red Raiders to 76 wins in his nine seasons, Leach is the only coach in school history to lead nine teams to bowl games. The 76 wins are the third-most among Big 12 coaches since the 2000 season.

Leach has coached several players who have gone on to the NFL. While at Tech, 17 players have been drafted and 21 others have signed free agent contracts. This past spring four players were selected among the first four rounds of the NFL Draft, marking the most successful draft for Texas Tech in the Leach era. Crabtree became the highest draft pick No. 10, since Gabe Rivera in 1983. Crabtree, selected by the San Francisco 49ers, is the highest drafted Tech receiver since Dave Parks went No. 1 overall in 1964.

Safety Darcel McBath was selected by the Denver Broncos in the



CARLOS MAINORD
Safeties



CLAY MCGUIRE
Running Backs



RUFFIN MCNEIL
Defensive Coordinator



BRIAN MITCHELL
Cornerbacks



MATT MOORE
Offensive Line



LINCOLN RILEY
Inside Receivers



ERIC RUSSELL
Special Teams
Coordinator



CHARLIE SADLER
Defensive Line



DENNIS SIMMONS
Wide Receivers

Denver Broncos in the second rounds, while offensive lineman Louis Vasquez was taken in the third by San Diego. Defensive end Brandon Williams went to the Dallas Cowboys in the fourth.

The program continues to make strides academically as well under Leach. For the last nine years Tech has been recognized as one of the nation's top institutions for consistently being above a 70 percent graduation rate, according to the American Football Coaches Association. In 2008, 17 players were named to the Big 12 Conference Academic Football Team.

Prior to coming on board at Texas Tech, Leach, in just one season at Oklahoma, directed a Sooner offense that went from one of the worst in the Big 12 Conference to one of the best. Under Leach's tutelage, Josh Heupel was named 1999 Big 12 Offensive Newcomer of the Year. For his efforts, Leach was nominated for the 1999 Broyles Award as the top assistant coach in the country.

Prior to joining Bob Stoops' Oklahoma staff, Leach served as offensive coordinator for Hal Mumme at the University of Kentucky and Valdosta (Ga.) State University.

After graduating with honors from BYU in 1983, Leach earned a

master's degree from the U.S. Sports Academy and his law degree from Pepperdine University, where he graduated in the top one-third of his class.

The oldest of six siblings, Leach and his wife, Sharon, are the parents of four children; Janeen (24), Kim (19), Cody (13) and Kiersten (10). Janeen, a graduate of BYU, is currently attending medical school at the Texas Tech Health Sciences Center and married Mike Clark in July. Kim is a sophomore year at Texas Tech.



GENERAL INFO

MEDIA

SAN ANTONIO

EVENTS

MICHIGAN STATE

TEXAS TECH

BOWL HISTORY

BOWL RECORDS



TEXAS TECH STATISTICS

NUMERICAL ROSTER:

No.	NAME	No.	NAME
1	Terrance Bullitt	40	Nathan Stone
1	Steven Sheffield	41	Sam Fehoko
2	Cornelius Douglas	43	Ryan Erxleben
3	Garrett Riley	45	Tyrone Sonier
3	Jamar Wall	46	Sandy Riley
5	Ryan Hale	47	Bonner Morren
6	Austin Zouzalik	47	Myles Wade
7	Seth Doege	48	Ryan Haliburton
7	Will Ford	49	Donnie Carona
8	Jacoby Franks	49	Corey Lee
9	Jonathan LaCour	50	Austin Burns
9	Yashua Williams	51	Shawn Byrnes
10	Harrison Jeffers	52	Victor Hunter
10	Eugene Neboh	53	Daniel Howard
11	Aaron Charbonnet	54	Riley Harvey
11	Tramain Swindall	56	Jonathan Brydon
12	D.J. Johnson	57	Brian Duncan
12	Derrick Mays	58	Chris Wallace
13	E.J. Celestie	60	Jesse Smitherman
13	Julius Howard	61	Jonathan Guerra
14	Jacob Karam	62	Joel Gray
15	Taylor Potts	62	Caleb Schneider
16	Cody Davis	65	LaAdrian Waddle
17	Detron Lewis	66	Deveric Gallington
18	Tanner Foster	67	Marlon Winn
18	Eric Ward	68	Terry McDaniel
19	Lyle Leong	70	Chris Olson
19	Brandon Mahoney	71	Kyle Clark
20	Bront Bird	73	Justin Keown
20	Garrick McCray	74	Jake Myatt
21	De'Shon Sanders	75	Blake Emert
22	Jared Flannel	75	Christopher Knighton
22	Steven Johnson	76	Brandon Carter
23	Dion Chidozie	77	Mickey Okafor
24	Daniel Cobb	78	Lonnie Edwards
24	Eric Stephens	79	David Neill
25	Baron Batch	82	Adam James
25	Trent Nickerson	83	Blake Kelley
26	Franklin Mitchem	84	Bradley Hicks
27	Edward Britton	85	Matthew Williams
28	LaRon Moore	86	Alexander Torres
29	Taylor Charbonnet	87	Aaron Fisher
30	Brett Dewhurst	88	Brik Brinker
30	Weston Neiman	89	Aundrey Barr
32	Aaron Crawford	91	Ra'Jon Henley
32	Jason Wallace	92	Brandon Sharpe
33	Brent Nickerson	93	Colby Whitlock
34	Josh Talbott	94	Chris Perry
36	Gerardo Acevedo	95	Pearlie Graves
36	Jarvis Phillips	96	Michael Aguilar
37	Andre McCorkle	97	Britton Barbee
38	Arlan Waller	98	Kerry Hyder
39	Marlon Williams	98	Travis Malone
		99	Richard Jones



PLAYER STATISTICS:

RUSHING						
	ATT	YDS	AVG	TD	LONG	
Baron Batch	146	802	5.4	12	44	
Eric Stephens	45	228	5.0	2	30	
Harrison Jeffers	34	227	6.3	4	35	
PASSING						
	ATT	COMP	YDS	TD	INT	
Taylor Potts	427	280	3,068	20	12	
Steven Schffield	125	92	1,131	13	4	
RECEIVING						
	REC	YDS	AVG	TD	LONG	
Alex Torres	65	791	12.2	6	65	
Detron Lewis	55	730	13.3	5	61	
Swindell Tramain	48	645	13.4	5	79	
Lyle Leong	42	513	12.2	8	34	
KICK RETURNS						
	NO.	YDS	AVG	TD	LONG	
Eric Stephens	29	751	25.9	0	64	
Edward Britton	7	167	23.9	0	47	
PUNT RETURNS						
	NO.	YDS	AVG	TD	LONG	
Austin Zouzalik	20	191	9.6	0	26	
KICKING						
	FGM	FGA	PCT	LONG	BLK	
Matt Williams	9	11	.818	43	0	
PUNTING						
	NO.	YDS	AVG	LONG	BLK	
Ryan Erxleben	41	1,667	40.7	55	0	
TACKLES						
	SOLO	AST	TOT	TFL	SACK	INT
Brian Duncan	63	17	80	7	0	0
Cody Davis	53	19	72	1	0	0
Marlon Williams	53	17	70	8.5	3.5	1
Jamar Wall	43	9	52	2	0	1
Bront Bird	40	10	50	5	1	0

TEXAS TECH

OPPONENTS

440/36.7	Scoring/Average	261/21.8
304	First Downs	246
288/973	Rushing Attempts/Yards	451/1500
410/615	Passing Comp./Attempts	265/436
5541/461	Total Offense/Average Per Game	4185/348
8/34	Interceptions/Ret. Yards	16/198
42/1028	Kickoff Returns/Yards	58/1122
24/235	Punt Returns/Yards	24/162
25/12	Fumbles/Lost	27/14
111/959	Penalties/Yards	91/976
40/255	Sacks By/Yards	30/299
28:41	Time of Possession Per Game	31:19
64/156	3rd Down Conversions	74/185

Score by Quarters	1st	2nd	3rd	4th	Total
Texas Tech	90	103	116	131	440
Opponents	44	63	54	100	261

GENERAL INFO

MEDIA

SAN ANTONIO

EVENTS

MICHIGAN STATE

TEXAS TECH

BOWL HISTORY

BOWL RECORDS



TEXAS TECH ALPHABETICAL ROSTER:

NO	PLAYER	POS	HT	WT	YR-EX	HOMETOWN/LAST SCHOOL
36	Gerardo Acevedo	RB	6-1	197	Jr-Sq	Mission, Texas/Veterans Memorial
96	Michael Aguilar	LB	5-11	226	Jr-RS	Harlingen, Texas/Texas A&M-Kingsville
97	Britton Barbee	DT	6-2	296	Jr-2L	Abilene, Texas/Wylie
89	Aundrey Barr	DE	6-3	238	Fr-HS	Carrollton, Texas/Newman Smith
25	Baron Batch	RB	5-11	205	Jr-2L	Midland, Texas/Midland
20	Bront Bird	LB	6-3	240	Jr-2L	Odessa, Texas /Permian
88	Brik Brinker	WR	6-2	210	Jr-2L	Wolfforth, Texas/Frenship
27	Edward Britton	WR	6-0	167	Sr-3L	El Paso, Texas/Montwood
56	Jonathan Brydon	LB	6-3	220	Jr-Sq	San Antonio, Texas/Clark
1	Terrance Bullitt	S	6-3	182	Fr-HS	Garland, Texas/Naaman Forest
50	Austin Burns	DS	6-2	242	Sr-3L	Midland, Texas/Midland
51	Shawn Byrnes	C	6-4	307	Sr-3L	Phoenix, Ariz./Paradise Valley
49	Donnie Carona	PK	6-0	218	So-1L	Beaumont, Texas/Kelly
76	Brandon Carter	OL	6-7	334	Sr-3L	Longview, Texas/Spring Hill
13	E.J. Celestie	WR	5-11	174	Fr-HS	Lake Charles, La./Barbe
11	Aaron Charbonnet	DB	5-11	201	Fr-HS	The Woodlands, Texas/The Woodlands
29	Taylor Charbonnet	DB	5-10	175	So-1L	The Woodlands, Texas/The Woodlands
23	Dion Chidozie	LB	6-1	194	Fr-HS	Dallas, Texas/Bishop Lynch
71	Kyle Clark	OL	6-5	277	Fr-HS	Denton, Texas/Guyer
24	Daniel Cobb	S	6-1	211	Fr-HS	Killeen, Texas/Ellison
32	Aaron Crawford	RB	5-11	204	So-1L	Memphis, Tenn./Ridgeway
16	Cody Davis	S	6-2	200	Fr-RS	Stephenville, Texas/Stephenville
30	Brett Dewhurst	S	6-0	193	So-1L	Klein, Texas/Klein
7	Seth Doege	QB	6-2	205	Fr-RS	Wolfforth, Texas/Frenship
2	Cornelius Douglas	IR	5-9	193	Fr-RS	Lawton, Okla./Lawton
57	Brian Duncan	LB	6-1	240	Jr-2L	Baton Rouge, La./Tara
78	Lonnie Edwards	OL	6-5	290	So-1L	Brownsboro, Texas /Brownsboro
75	Blake Emert	OL	6-5	287	So-1L	Garland, Texas/Sachse
43	Ryan Erxleben	P	6-0	190	Fr-HS	Lake Travis, Texas/Lake Travis
41	Sam Fehoko	LB	5-11	220	So-1L	Honolulu, Hawaii/Farrington
87	Aaron Fisher	WR	6-3	182	Fr-HS	Keller, Texas/Fossil Ridge
22	Jared Flannel	DB	5-11	167	So-1L	Brazoria, Texas/Columbia
7	Will Ford	S	6-1	186	Fr-HS	Abilene, Texas/Cooper
18	Tanner Foster	LB	6-3	209	So-Sq	Midland, Texas/Midland
8	Jacoby Franks	WR	6-1	185	So-1L	Orange, Texas/West Orange-Stark
66	Deveric Gallington	OL	6-4	350	Fr-RS	North Richland Hills, Texas/Richland
95	Pearlie Graves	DT	6-1	278	Fr-HS	Tulsa, Okla./East Central
62	Joel Gray	OL	6-6	306	Fr-HS	Lewisville, Texas/Hebron
61	Jonathan Guerra	OL	6-3	281	Fr-RS	Victoria, Texas/Memorial
5	Ryan Hale	RB	6-1	227	Sr-3L	Baytown, Texas/Lee
48	Ryan Haliburton	DE	6-4	245	Fr-RS	Wolfforth, Texas/Frenship
54	Riley Harvey	LB	6-1	196	So-Sq	Midland, Texas/Lee
91	Ra'Jon Henley	DT	6-3	244	Sr-3L	Galveston, Texas/Ball
84	Bradley Hicks	PK	6-0	164	Jr-TR	Magnolia, Texas/Blinn C.C.
53	Daniel Howard	DE	6-3	240	Sr-3L	Wichita, Kan./Butler County C.C.
13	Julius Howard	S	6-1	208	Jr-2L	Irving, Texas/Nimitz
52	Victor Hunter	DT	5-11	275	Sr-3L	Irving, Texas/Nimitz
98	Kerry Hyder	DE	6-3	255	Fr-HS	Austin, Texas/Lyndon B. Johnson
82	Adam James	IR	6-3	216	So-1L	Celina, Texas/Celina
10	Harrison Jeffers	RB	5-9	204	Fr-RS	Lawton, Okla./Eisenhower
12	D.J. Johnson	DB	6-0	170	Fr-HS	Austin, Texas/St. Stephen's Episcopal
22	Steven Johnson	WR	5-7	148	Fr-RS	Coppell, Texas/Coppell
99	Richard Jones	DT	6-1	281	Sr-3L	LaMarque, Texas/LaMarque
14	Jacob Karam	QB	6-1	205	Fr-HS	Friendswood, Texas/Friendswood
83	Blake Kelley	IR	5-11	184	Jr-RS	Beaumont, Texas/Blinn C.C.
73	Justin Keown	C	6-4	302	Jr-2L	Anderson, S.C./Hargrave Military Academy
75	Christopher Knighton	DE	6-3	240	Fr-HS	Longview, Texas/Longview
9	Jonathan LaCour	P	6-2	220	Jr-2L	Kingwood, Texas/Kingwood
49	Corey Lee	DB	5-8	160	Fr-RS	Andrews, Texas/Andrews
19	Lyle Leong	WR	6-1	165	Jr-2L	Abilene, Texas/Abilene
17	Detron Lewis	IR	6-0	205	Jr-2L	College Station, Texas/A&M Consolidated
19	Brandon Mahoney	LB	6-2	203	Fr-HS	Keller, Texas/Fossil Ridge
98	Travis Malone	DB	6-1	224	Fr-RS	Murphy, Texas/Plano East
12	Derrick Mays	WR	6-0	166	Fr-HS	Killeen, Texas/Shoemaker
26	Franklin Mitchem	S	6-2	198	Jr-1L	Klein, Texas/Collins
37	Andre McCorkle	RB	6-2	204	So-RS	Corpus Christi, Texas/Texas State
20	Garrick McCray	WR	5-10	184	So-TR	Keller, Texas/Midwestern State

GENERAL INFO

MEDIA

SAN ANTONIO

EVENTS

MICHIGAN STATE

TEXAS TECH

BOWL HISTORY

BOWL RECORDS



TEXAS TECH ALPHABETICAL ROSTER: (CONT'D)

NO	PLAYER	POS	HT	WT	YR-EX	HOMETOWN/LAST SCHOOL
68	Terry McDaniel	OL	6-7	335	Fr-RS	Diana, Texas/New Diana
28	LaRon Moore	DB	5-9	200	Jr-2L	Midwest City, Okla./Midwest City
47	Bonner Morren	LB	6-0	217	Fr-RS	Dallas, Texas/Highland Park
74	Jake Myatt	DL	6-5	256	Sr-Sq	Levelland, Texas/Levelland
10	Eugene Neboh	CB	5-11	174	Fr-RS	Odessa, Texas/Permian
79	David Neill	DL	6-5	280	So-1L	Flower Mound, Texas /Marcus
30	Weston Neiman	WR	5-10	185	Jr-TR	Junction, Texas/New Mexico State
33	Brent Nickerson	DB	6-0	188	Sr-3L	Irving, Texas/MacArthur
25	Trent Nickerson	DB	6-3	202	Jr-2L	Irving, Texas/MacArthur
77	Mickey Okafor	OL	6-7	319	So-1L	Houston, Texas/Westbury
70	Chris Olson	OL	6-5	296	Jr-2L	Dallas, Texas/Highland Park
94	Chris Perry	DL	6-4	300	So-1L	Keller, Texas/Fossil Ridge/Miami (Fla.)
36	Jarvis Phillips	DB	6-0	189	Fr-HS	Dallas, Texas/Carter
15	Taylor Potts	QB	6-5	218	Jr-2L	Abilene, Texas/Abilene
3	Garrett Riley	QB	6-0	186	Fr-Rs	Muleshoe, Texas/Muleshoe
46	Sandy Riley	DE	6-0	228	Sr-3L	Houston, Texas/Westfield
21	De'Shon Sanders	DB	6-1	206	Sr-1L	San Francisco, Calif./CC of San Francisco
62	Caleb Schneider	LB	6-3	241	Fr-RS	O'Donnell, Texas/O'Donnell
92	Brandon Sharpe	DE	6-3	254	Sr-1L	Lyons, Ga./Fresno City C.C.
1	Steven Sheffield	QB	6-4	190	Jr-2L	Pflugerville, Texas/Pflugerville
60	Jesse Smitherman	DS	6-4	235	Jr-TR	Burleson, Texas/Kilgore College
45	Tyrone Sonier	LB	6-2	225	So-1L	Missouri City, Texas /Fort Bend Marshall
24	Eric Stephens	RB	5-8	182	Fr-HS	Mansfield, Texas/Timberview
40	Nathan Stone	DB	5-8	181	Jr-2L	Lubbock, Texas/Roosevelt
11	Tramain Swindall	IR	6-3	180	So-1L	Oklahoma City, Okla./Millwood
34	Josh Talbott	RB	6-0	199	Fr-RS	Trophy Club, Texas/Liberty Christian



Texas Techs Baron Batch (25) receives a key block from Chris Olson (70) during their game against Baylor. The Red Raiders went on to win 20-13.

GENERAL INFO

MEDIA

SAN ANTONIO

EVENTS

MICHIGAN STATE

TEXAS TECH

BOWL HISTORY

BOWL RECORDS



TEXAS TECH DEPTH CHART

OFFENSE


Pos.	No.	Player	Ht.	Wt.	Year
LT	70	Chris Olson	6-5	296	Jr-2L
	67	Marlon Winn	6-6	312	Sr-3L
LG	78	Lonnie Edwards	6-5	290	So-1L
	70	Chris Olson	6-5	296	Jr-2L
C	51	Shawn Byrnes	6-4	307	Sr-3L
	73	Justin Keown	6-4	302	Jr-2L
RG	76	Brandon Carter	6-7	334	Sr-3L
	77	Mickey Okafor	6-7	319	So-1L
RT	67	Marlon Winn	6-6	312	Sr-3L
	65	LaAdrian Waddle	6-6	350	Fr-HS
QB	15	Taylor Potts	6-5	218	Jr-2L
	1	Steven Sheffield	6-4	190	Jr-2L
RB	25	Baron Batch	5-11	205	Jr-2L
	24	Eric Stephens	5-8	182	Fr-HS
H WR	11	Tramain Swindall	6-3	180	So-1L
	82	Adam James	6-3	216	So-1L
BH WR	5	Ryan Hale	6-1	227	Sr-3L
Y WR	17	Detron Lewis	6-0	205	Jr-2L
	6	Austin Zouzalik	6-1	181	Fr-RS
X WR	19	Lyle Leong	6-1	165	Jr-2L
	27	Edward Britton	6-0	167	Sr-3L
Z WR	86	Alex Torres	6-2	196	Fr-RS
	19	Lyle Leong	6-1	165	Jr-2L

DEFENSE

Pos.	No.	Player	Ht.	Wt.	Year
LE	92	Brandon Sharpe	6-3	254	Sr-1L
	91	Ra'Jon Henley	6-3	244	Sr-3L
DT	99	Richard Jones	6-1	281	Sr-3L
	94	Chris Perry	6-4	300	So-1L
NT	93	Colby Whitlock	6-2	287	Jr-2L
	52	Victor Hunter	5-11	175	Sr-3L
RE	53	Daniel Howard	6-3	240	Sr-3L
	92	Brandon Sharpe	6-3	254	Sr-1L
SLB	20	Bront Bird	6-3	240	Jr-2L
	45	Tyrone Sonier	6-2	225	So-1L
MLB	57	Brian Duncan	6-1	240	Jr-2L
	41	Sam Fehoko	5-11	220	So-1L
WLB	39	Marlon Williams	6-0	218	Sr-3L
	54	Riley Harvey	6-1	196	So-Sq
LC	3	Jamar Wall	5-10	203	Sr-3L
	33	Brent Nickerson	6-0	188	Sr-3L
FS	16	Cody Davis	6-2	200	Fr-RS
	13	Julius Howard	6-1	208	Jr-2L
SS	26	Franklin Mitchem	6-2	198	Jr-1L
	30	Brett Dewhurst	6-0	193	So-1L
RC	28	LaRon Moore	5-9	200	Jr-2L
	29	Taylor Charbonnet	5-10	175	So-1L

SPECIAL TEAMS

Pos.	No.	Player	Ht.	Wt.	Year
P	43	Ryan Erxleben	6-0	190	Fr-HS
	9	Jonathan Lacour	6-2	220	Jr-2L
PK	85	Matt Williams	5-8	164	Jr-1L
	84	Bradley Hicks	6-0	164	Jr-TR
DS	50	Austin Burns	6-2	242	Sr-3L
	60	Jesse Smitherman	6-4	235	Jr-TR
H	6	Austin Zouzalik	6-1	181	Fr-RS
	15	Taylor Potts	6-5	218	Jr-2L
KR	24	Eric Stephens	5-8	182	Fr-HS
	27	Edward Britton	6-0	167	Sr-3L
PR	6	Austin Zouzalik	6-1	181	Fr-RS
	3	Jamar Wall	5-10	203	Sr-3L



GENERAL INFO

MEDIA

SAN ANTONIO

EVENTS

MICHIGAN STATE

TEXAS TECH

BOWL HISTORY

BOWL RECORDS



TEXAS TECH GAME RECAPS:

SEPTEMBER 5 - GAME 1 LUBBOCK, TX (AP)

Taylor Potts threw for two touchdowns and ran for two others to lead Texas Tech past North Dakota 38-13 on Saturday night. The Red Raiders (1-0) scored three of their five TDs on the ground, unusual for a team known for its pass-happy offense. Potts, in his first start, got his rushing touchdowns on sneaks from 1 yard out. He also had three interceptions, one more than he had in the two seasons he played backup. North Dakota safety Joel Schwenzfeier intercepted all of them to tie a school record. Tech kept the Fighting Sioux secondary wondering which receiver was Potts' target. He was 34-of-48 for 405 yards to 10 receivers. Detron Lewis led Tech receivers with 146 yards on eight catches, pulling in Potts' longest — a 49-yarder — for a score. Mitch Sutton got North Dakota's lone touchdown on a 9-yard run in the final quarter to whittle the margin to 28-13. Potts' second touchdown pass came late in the game when he hit Adam James, son of former SMU running back Craig James, for an 18-yard score to put the Red Raiders up 38-13. North Dakota (0-1) was overmatched throughout, but the Fighting Sioux managed to keep the Red Raiders from blowing them out. Last year, Texas Tech averaged 44 points per game, so North Dakota's defense managed what many schools last year couldn't: they stayed relatively close throughout. Potts' three interceptions came in 48 attempts. The two he threw as a backup came in 85 attempts. Potts is Leach's sixth quarterback since his arrival in Lubbock. The Fighting Sioux's offense was successful in a couple of first-half drives but was only able to garner field goals. Jake Landry was 20-of-28 for 134 yards in his first start for the Fighting Sioux. North Dakota stopped Texas Tech drives with interceptions twice in the first half. Potts' second interception came as he tried to hit James along the sideline inside the Sioux 20. The ball hung in the air, and Schwenzfeier had time to move in front of James and grab the pass. The win gave Leach his 77th victory at Tech. He is six victories short of surpassing Spike Dykes for the most wins by a Tech coach.

TEXAS TECH 30 NORTH DAKOTA 13

a 17-3 Texas lead. The Red Raiders immediately answered with Potts' throwing the first of two touchdowns to Lyle Leong, who was wide Leach tried to catch the Longhorns off guard with an onside kick, but Texas recovered at the Red Raiders' 47. open after beating cornerback Chykie Brown on a fake for a 14-yarder. Given the short field, McCoy found Buckner with a completion across the middle to the Texas Tech 1 before Cody Johnson punched it in for the touchdown. Potts was getting better as the game wore on. The Red Raiders marched right down the field to get back within a touchdown on Potts' 10-yard TD pass to Leong again. After picking apart the Texas defense, Potts gave up two turnovers in the fourth that swung the game. The first came when Kindle pressured Potts in the end zone and forced a bad pass across the middle that went right to Texas safety Earl Thomas. The drive didn't end up hurting the Red Raiders when McCoy threw his second interception. Potts lamented those mistakes and Texas Tech's 14 penalties.

SEPTEMBER 26 - GAME 4 HOUSTON, TX (AP)

Houston's first win over a Big 12 opponent earned the Cougars their first ranking in 18 years. Case Keenum finished off a 95-yard touchdown drive with a 4-yard quarterback keeper with 49 seconds left to give the 17th-ranked Cougars a 29-28 win over Texas Tech on Saturday night. Houston coach Kevin Sumlin downplayed the Bowl Championship Series possibilities. The Cougars trailed 21-10 in the first half, but held Tech's high-powered offense to one second half score. Houston (3-0) was playing as a ranked team for the first time in 18 years after knocking off No. 5 Oklahoma State two weeks ago. Keenum passed for 435 yards and kept the game-winning drive going with a 7-yard pass to Patrick Edwards on fourth-and-3. The Red Raiders (2-2) led 28-23 midway through the fourth quarter before Will Ford's interception stopped a Cougar drive. But Tech couldn't convert and had to punt back to Houston with about six minutes remaining. Tech had a last chance for the win but Taylor Potts' desperation throw on the last play of the game was broken up by the Cougars, sending thousands of Houston fans onto the field. Potts finished with 321 yards passing and a touchdown pass. Keenum was 38 of 58 and had a touchdown pass and an interception in the first meeting between these two teams since 1995 when both were in the Southwest Conference. Tech had gained 86 yards rushing in its first three games but had 163 Saturday. Harrison Jeffers pushed Tech's lead to 21-10 with a 13-yard run less than a minute before halftime. It was Tech's third rushing TD of the half after scoring three on the ground in the previous three games combined. Mannisto hit a career-long 50-yard field goal at the end of the second quarter to make it 21-13 at halftime. The Red Raiders relied on the run on a 69-yard drive capped by an 11-yard run by Baron Batch to take a 14-10 lead in the second quarter. Batch finished with 114 yards rushing. Keenum put the Cougars up early with a 6-yard touchdown pass to James Cleveland in the first quarter. It was his school-record 19th straight game with a touchdown throw, surpassing Heisman Trophy winner Andre Ware. A 6-yard run by Batch evened it up at 7-all later in the first quarter.

HOUSTON 29 TEXAS TECH 28

SEPTEMBER 12 - GAME 2 LUBBOCK, TX (AP)

Taylor Potts threw seven touchdowns to lead Texas Tech past Rice 55-10 Saturday. He threw TD passes of 5, 7, 8, 11, 27, 34 and 30 yards as Texas Tech moved to 2-0 on the season. Potts completed 36 of 57 passes for 456 yards and threw to 13 different receivers. It marked his second consecutive 400-plus yard performance. Last week, though, Potts threw three interceptions; he had none against the Owls. Lyle Leong, Potts' teammate at Abilene High, caught three of Potts' scoring strikes. Adam Zouzalik, Edward Britton, Tramain Swindall and Eric Stephens each caught one TD pass from Potts. Swindall caught a 26-yarder from backup Steven Sheffield late in the game. Rice (0-2) used three quarterbacks, Nick Fanuzzi, John Thomas Shepherd and Ryan Lewis, but none could sustain a potent enough attack to keep up with Texas Tech's offensive. Potts' seven TD passes fell one short of a school record. B.J. Symons had eight touchdowns against Texas A&M in 2003. The Owls quarterbacks completed 25 of 41 for 197 yards. Tech's defense sacked them six times. The Owls got their only touchdown when Shepherd found Taylor Dupree on a 3-yard score in the fourth quarter. It was each player's first career score. Rice finished with 257 total yards, less than half of Tech's 560 total yards. Tech had two receivers with more than 100 yards. Swindall, in his first career start, shined early. He had four catches for 67 yards at halftime and finished with 123 yards on six catches. Leong caught nine passes for 117 yards. But Detron Lewis, one of the Red Raiders' leading receivers, went out with a hurt right leg in the second quarter. Potts handed off to Baron Batch who pitched the ball back to Potts. He heaved the ball deep down the middle to Lewis who couldn't hang onto the ball and laid sprawled on the field after the play. He limped off the field and did not return. The Red Raiders again fell short of their per-game rushing average from last season (118 yards). In last week's 38-13 win over North Dakota, Texas Tech got only 40 rushing yards. Against the Owls, the Red Raiders ran on just 14 plays for 52 yards.

TEXAS TECH 55 RICE 10

OCTOBER 3 - GAME 5 LUBBOCK, TX (AP)

Backup quarterback Steven Sheffield threw for 238 yards and three touchdowns to help lead Texas Tech to a 48-28 win over New Mexico on Saturday. Taylor Potts, the nation's leading passer, left the game before halftime after two hard sacks appeared to affect his balance. Officials from Texas Tech (3-2) declined to comment on his injury. Sheffield threw scoring passes of 25, 20 and 62 yards. He was 16 of 23 with one interception. Alex Torres, Detron Lewis and Harrison Jeffers caught the touchdowns. Potts was intercepted twice, both by cornerback Nathan Enriquez. The Lobos (0-5) got their only first-half score off Potts' second interception. Donovan Porterie threw a 7-yard TD pass to Josh Fussell in the second quarter. Porterie completed 30 of 56 passes for 316 yards and two touchdowns. The loss for New Mexico was its ninth straight dating to last season. Jeffers took the ball in on the next play to put the Texas Tech up 7-0. Potts, who was without a touchdown pass, was not on the sideline after halftime. He got sacked hard twice late in the second quarter. Tech trainers checked Potts' balance - he stood on one foot and then the other - and rubbed the back of his neck. Lobos linebacker Carmen Messina sacked Potts on a first-down play and Johnathan Rainey threw him to the ground on third-and-9 after Potts scrambled toward the far sideline late in the second quarter. The nation's leading passer got up slowly after the second sack, then stood still momentarily as he bent over, resting his hands on his knees. His head was down as he made his way to Texas Tech's sideline. Sheffield replaced Potts and led the Red Raiders on an 86-yard drive to a touchdown, finding Torres on a 25-yard score with 1 second remaining in the half for a 14-7 lead.

TEXAS TECH 48 NEW MEXICO 28

SEPTEMBER 19 - GAME 3 AUSTIN, TX (AP)

Texas fans will call it revenge. The Longhorns were more likely to describe it as relief. Colt McCoy threw a 3-yard touchdown pass to Dan Buckner in the fourth quarter that gave the Longhorns some room and No. 2 Texas beat feisty Texas Tech and their prolific new passer 34-24 Saturday night. McCoy finished with 205 yards and two interceptions on 24 of 34 passing for the Longhorns (3-0, 1-0 Big 12). After Texas Tech (2-1, 0-1) spoiled the Longhorns' national title hopes with a 39-33 win in Lubbock last season--on a touchdown with 1 second to play--a record crowd of 101,297 was looking to whoop it up for a 4-hour blowout behind McCoy & Co. Potts, the latest gunslinging quarterback to guide Texas Tech's passing wizardry, finished with 420 yards and three touchdowns. But he also had two fourth quarter turnovers, including a fumble on a sack by Sergio Kindle to set up McCoy's TD pass. The offenses got going in the third quarter. Texas scored the first offensive touchdown on the first drive of the second half. McCoy converted three third downs with passes before Tre' Newton scooted 19 yards up the middle for

TEXAS 34 TEXAS TECH 24

OCTOBER 10 - GAME 6 LUBBOCK, TX (AP)

Steven Sheffield threw for 490 yards and seven touchdown passes in his first career start to help Texas Tech beat Kansas State 66-14 on Saturday night. The Red Raiders backup quarterback was 33-for-41 and finished with TDs passes of 52, 6, 4, 72, 28, 12 and 25 yards to five receivers. It was the second time this season that a Texas Tech (4-2, 1-1) quarterback notched seven passing touchdowns. The Wildcats (3-3, 1-1) got into Texas Tech territory only once in the first half and punted five times. Sheffield, who had 370 yards by halftime, threw two TDs to Detron Lewis and Torres, and one each to Tramain Swindall, Jacoby Franks and Lyle Leong. Sheffield's first-half yardage set a school record, besting the 367 yards thrown by B. J. Symons against Mississippi in 2003. Three Red Raiders receivers tallied 90 yards or more. Lewis caught eight passes for 100 yards, Franks had three passes for 99 yards and Swindall got 97 yards on five catches. Sheffield threw to 11 receivers before leaving the game with about 10 minutes

TEXAS TECH 66 KANSAS STATE 14

GENERAL INFO

MEDIA

SAN ANTONIO

EVENTS

MICHIGAN STATE

TEXAS TECH

BOWL HISTORY

BOWL RECORDS



TEXAS TECH GAME RECAPS: (CONT'D)

remaining in the game. Baron Batch rushed for 86 yards on nine carries and Harrison Jeffers got 55 yards on seven carries. Kansas State's first score came from its defense. Sheffield threw an interception on his first pass of the second half when Wildcats end Jeffrey Fitzgerald stepped in front of a ball meant for Alex Torres and returned it 17 yards to make it 38-7. It wasn't until quarterback Carson Coffman replaced Gregory that the Wildcats showed some life. He was 11-for-17 and finished with 131 passing yards. After a 52-yard pass to Daniel Thomas and a 29-yarder to Jeron Mastrud, the Wildcats failed on a fourth-and-5 and gave the ball back to the Red Raiders. Kansas State scored its second touchdown--and its only offensive one-- midway through the fourth quarter when Keithen Valentine ran for an 8-yard touchdown.

OCTOBER 17 - GAME 7 LINCOLN, NEB (AP)

Texas Tech took a break from its win-with-offense style. The Red Raiders' 31-10 upset of No. 15 Nebraska clearly belonged to the defense. Steven Sheffield passed for a touchdown and ran for two in his first road start, but the offense went dormant for long stretches of the second half, and the defense never let Nebraska back in the game. Texas Tech (5-2, 2-1 Big 12) won for the first time in four road games since last October. The Raiders came to Lincoln with the nation's second-ranked offense, but they managed just 259 yards - 263 under their average - and mustered only 47 in the second half. Lee and Green were harrassed all afternoon by Tech's front seven. Defensive end Brandon Sharpe had four of Tech's five sacks, running his season total to eight. Sharpe also batted down a pass. Brian Duncan added eight tackles, and strong safety Franklin Mitchen had seven stops and intercepted Green after the Huskers had driven inside the 15 in the fourth quarter. Sheffield, who passed for 490 yards passing and seven touchdowns in his debut as the starter against Kansas State last week, was nearly perfect early, completing 14 of his first 16 passes against the Huskers. Sheffield went 9-for-16 in the second half and finished with 234 yards. He completed all six of his passes while leading the Red Raiders on an 80-yard touchdown drive to start the game, finishing with a 16-yarder to Baron Batch. Nebraska's Niles Paul fumbled after taking a lateral from Lee, and Daniel Howard picked up the ball and ran it back 82 yards for a 14-0 lead. Texas Tech scored on four of its six possessions in the first half but punted four straight times before Sheffield scored on a 1-yard run with 3:03 left.

OCTOBER 24 - GAME 8 LUBBOCK, TX (AP)

Cyrus Gray scored four touchdowns to lead Texas A&M past No. 21 Texas Tech 52-30 Saturday night, snapping a three-game losing streak for the Aggies. Texas A&M (4-3, 1-2 Big 12) hadn't won in Lubbock since 1993. The Aggies had 334 total yards in the first half against the Red Raiders a week after they had 301 for the entire game. Jerrod Johnson completed 19 of 28 passes for 238 yards and a touchdowns, and added 71 yards and another score on 10 carries. The Red Raiders (5-3, 2-2) went to Seth Doege at quarterback after Taylor Potts fumbled in the third quarter. Gray, who finished with 131 yards on 25 carries, rushed for three touchdowns and caught a 12-yard pass for another. The 52 points by the Aggies was the most they've ever scored against the Red Raiders and the win was A&M's first over a ranked Texas Tech team. Michael got 121 yards and two touchdowns--including a 44-yarder on the Aggies first possession of the second half--on 22 carries. In last week's 62-14 loss to Kansas State, Johnson set a school record with his fourth 300-yard passing game of the season. He threw a Big 12-record 225 passes without an interception before throwing three against the Wildcats. Johnson came into Saturday night's game leading the Big 12 with 16 TD passes and was second in the league with 315.5 yards passing per game. He was 25 of 36 for 310 yards and two touchdowns before he was pulled from the game midway through the third quarter. Potts was responsible for three turnovers, two of which led to Aggies scores. Texas Tech moved into the rankings for the first time this season after winning 31-10 at then-No. 15 Nebraska last week. Steven Sheffield, the backup who made his second career start in that game, was in street clothes and using crutches on the sidelines Saturday night. Fans chanted "no more Potts" shortly after Terrence Fredericks' interception in the end zone just before halftime. Potts committed his third turnover when he fumbled on Texas Tech's second possession of the third quarter. Linebacker Von Miller hit Potts from behind and the ball was recovered by Tony Jerrod-Eddie on the Red Raiders 33.

OCTOBER 31 - GAME 9 LUBBOCK, TX (AP)

Baron Batch ran for 123 yards and four touchdowns, as the Texas Tech Red Raiders defeated the Kansas Jayhawks, 42-21, in Big 12 play at Jones AT&T Stadium. Seth Doege and Taylor Potts both saw time at quarterback for TTU (6-3, 3-2 Big 12) and they combined for 253 yards and a touchdown on 25-of-47 pass attempts. Detron Lewis was the main target, as he finished with five catches for 87 yards and a score. Todd Reesing threw for 181 yards and a score for Kansas (5-3, 1-3), but he was sacked six times and lost a pair of fumbles. Dezmon Briscoe pulled in nine passes for 110 yards and a touchdown, as the Jayhawks dropped their third game in a row. The Jayhawks grabbed a lead midway through the opening quarter, when Maxwell Onyegbule picked up a fumble and returned it three yards to the end zone. The Raiders tied things up less than a minute into the second quarter, as Doege threw a 61-yard touchdown pass to Lewis. Batch pushed TTU ahead, 14-7, with a two-yard touchdown run later in the period. With 47 seconds left, Kansas knotted the score with a two-yard touchdown run by Toben Oporum. Both teams were quiet for most of the third quarter before Briscoe pulled in a six-yard touchdown pass from Reesing with five seconds remaining. The Raiders

TEXAS TECH 31 NEBRASKA 10

TEXAS A&M 52 TEXAS TECH 30

TEXAS TECH 42 KANSAS 21

seized control of the game in the final quarter, scoring 28- unanswered points. Batch scored on runs of one and 17 yards, respectively, before LaRon Moore returned a fumble 31 yards for a touchdown. Batch capped his terrific performance with an 11-yard touchdown run late in the frame. TTU's defense came up big in this one, forcing four turnovers and holding Kansas to just 258 total yards.

NOVEMBER 14- GAME 10 STILLWATER, OK (AP)

Patrick Lavine scored on a 21-yard interception return, and No. 17 Oklahoma State came up with a final defensive stand to keep its slim hopes for a Big 12 championship alive with a 24-17 win against Texas Tech on Saturday night. After allowing some rare pressure against quarterback Zac Robinson in the first half, the Cowboys (8-2, 5-1) relied on their Big 12-leading rushing attack to drain the clock in the second half. Oklahoma State piled up 207 yards on the ground after halftime and controlled the ball for 22 minutes. Tech (6-4, 3-3) got one last chance after Robinson fumbled with 98 seconds left on a play that left both him and defender Jamar Wall shaken up. Potts got Texas Tech to midfield with 58 seconds left but that's where the drive stalled. Swindall dropped a short pass on fourth-and-4 and OSU ran out the final 16 seconds. The loss denied Mike Leach his 83rd win at Tech, which would have pushed him past Spike Dykes for the most in school history. Tech's defense forced a three-and-out, and Sheffield came right back to hit Alex Torres for a 12-yard scoring pass to cap a 32-yard drive and put the Red Raiders up 10-7. He couldn't do much after that and finished with 117 yards on 16 for 23 passing with two interceptions. Potts was 19 for 35 for 190 yards with one touchdown and one pick--also by Cox.

OKLAHOMA STATE 24 TEXAS TECH 17

NOVEMBER 21 - GAME 11 LUBBOCK, TX (AP)

Taylor Potts threw for 388 yards and two touchdowns as Texas Tech beat Oklahoma 41-13 on Saturday for its most lopsided win ever over the Sooners. Baron Batch ran for 136 yards and two scores for the Red Raiders (7-4, 4-3 Big 12), who became bowl eligible for the 16th straight season. Oklahoma defensive back Dominique Franks, right, reaches in for a tackle on Texas Tech running back Eric Stephens, right, during the fourth quarter of an NCAA college football game in Lubbock, Texas, Saturday, Nov. 21, 2009. Texas Tech won the game 41-13. Oklahoma (6-5, 4-3) has its most losses since going 7-5 in 1999. It was just the fifth victory in 17 meetings for Texas Tech against the Sooners, and the Red Raiders had never won by more than 10 points in the series. Texas Tech's Alex Torres had his best game of the season with 11 catches for 163 yards. The victory was No. 83 for Mike Leach, surpassing predecessor Spike Dykes as the winningest coach at Texas Tech. Landry Jones was 18 of 35 for 262 yards for the Sooners. With Texas Tech comfortably ahead at the start of the fourth quarter, Red Raiders fans and players began to hop up and down to House of Pain's "Jump Around," reciprocating what Sooners fans did at Memorial Stadium during last November's rout of the Red Raiders. That loss ended Tech's unbeaten season and kept the Sooners ahead of Texas in the BCS standings, which helped send OU to play for the national championship against Florida.

TEXAS TECH 41 OKLAHOMA 13

NOVEMBER 28 - GAME 12 DALLAS, TX (AP)

Taylor Potts threw a pair of touchdown passes to Lyle Leong less than two minutes apart midway through the third quarter, and the defense made a goal-line stand in the final minutes, giving Texas Tech a 20-13 victory over Baylor on Saturday night. Playing in front of a heavily pro-Tech crowd at Cowboys Stadium, the Red Raiders (8-4, 5-3 Big 12) scored their fewest points in a victory since beating Texas A&M 12-0 in November 2001. It was the third-fewest points in a victory in coach Mike Leach's 10-year tenure. Texas Tech came in averaging 38.2 points, seventh-best in the nation. The Red Raiders didn't score until getting a field goal with four seconds remaining in the first quarter. Other than the back-to-back touchdowns, their only points came on a 43-yard field goal midway through the fourth quarter. Baylor (4-8, 1-7) let senior quarterback Blake Szymanski start his final game and he nearly pulled off the upset. He kept the Bears close all game, then had them at first-and-goal from the 10 late in the fourth quarter. On fourth down from the 5, he scrambled to his right and threw behind receiver Ernest Smith. Even if Smith had caught it, he wasn't in the end zone, and two Tech players were near him.

TEXAS TECH 20 BAYLOR 13



GENERAL INFO

MEDIA

SAN ANTONIO

EVENTS

MICHIGAN STATE

TEXAS TECH

BOWL HISTORY

BOWL RECORDS



GENERAL INFO

MEDIA

SAN ANTONIO

EVENTS

MICHIGAN STATE

TEXAS TECH

BOWL HISTORY

BOWL RECORDS

MOVING ON UP:

Valero Alamo Bowl Improves Its Selection Rights in Big 12 and Moves to Pac-10




The Valero Alamo Bowl has been known for its top ESPN ratings, record crowds and exciting games that ultimately come down to the last play to decide the winner. In hopes of growing that tradition, the Valero Alamo Bowl has improved its selection rights in the Big 12 and partnered with the Pacific 10 Conference beginning next season.



After sharing the #4/5 selection from the Big 12 and Big Ten conferences the last four years, the Valero Alamo Bowl will have improved picks for the games following the 2010 through the 2013 college football seasons. The Big 12 Conference rights will now feature the second selection after the Bowl Championship Series selection (the third pick overall) and they will face off against the Pac-10 Conference's first selection after the BCS (the second pick overall).

The Alamo Bowl was affiliated with the Pac-10 in the first two year's of the bowl existence (1993 and 1994) and the conference won both games. California defeated Iowa in the first Alamo Bowl and Washington State upended Baylor the following season.



"This is a case of back to the future for us," said Derrick Fox, Valero Alamo Bowl President and CEO. "The Big Ten has been a tremendous partner of ours since 1995, but after the opportunity to improve our Big 12 pick presented itself we opted to make a move which should provide a compelling match-up of Top 15 caliber teams boasting an average 9 or 10 regular season wins."

The Pac-10 has the best winning percentage all-time in bowl games of any conference (.535) highlighted by a perfect 5-0 record in bowl games last year.

"The Pacific-10 Conference is very excited about reaching an agreement with the Valero Alamo Bowl," said Pac-10 Commissioner Larry Scott. "We view it as a significant enhancement to the Conference bowl lineup. San Antonio is a marvelous post-season destination and the Valero Alamo Bowl has positioned itself as one of the elite bowl games. We anticipate providing exciting and deserving Pac-10 teams that will provide great matchups for the game, and believe the Valero Alamo Bowl will be a great experience for our football teams and the fans that follow them."

Since the conference's inception in 1996, the Big 12 has sent a team to San Antonio notching a

6-8 overall bowl record highlighted by three wins in the last four years.

"We are excited with our new partnerships with the Big 12 and Pac-10 conferences," said Gene Dawson, Valero Alamo Bowl Chairman. "The match-up will add to our growing track record of exciting games between ranked opponents that deliver top ESPN ratings and capacity crowds."

While the bowl has played host to some of the most exciting football games in bowl history, including two overtime thrillers and multiple games that have come down to the last possession, the chance to move up in the Big 12 and Pac-10 beginning next year should result to higher ranked teams, higher scoring and higher ratings and overall a more exciting and entertaining game for fans of the Valero Alamo Bowl.

Since 2000, the two teams that have played in this new matchup on average have combined for 65 points a game compared to the Alamo Bowl's average of a combined 49 points a game during that same time span.

Over the last 10 years, the Valero Alamo Bowl has the second highest viewership among all the bowl games ESPN televised highlighted by two of the Top 5 most-watched bowl games in ESPN history (#1 in 2006 and #4 in 2005). The only ESPN match-up that has scored higher ratings than the Alamo Bowl during this period is the Big 12 #2 vs. Pac-10 #1 match-up the bowl will feature for the 2010-2013 seasons.

Since its inception, the Valero Alamo Bowl has grown from 18th out of 18 bowls in terms of team payout to 11th out of 34 this season and will be in the Top 10 starting with next year's game. Counting tonight's game, Valero Alamo Bowl has hosted 17 bowl games in the Alamodome beginning in 1993.

These games have attracted almost one million spectators (over 50% on average are out-of-town visitors), generated a direct economic impact of over \$300 million, contributed \$50.2 million to higher education, distributed over \$600,000 in local scholarship funds and have been viewed by over 95 million national television viewers on ESPN. Adding to the bowl's positive impact are the neutral site games the organization has hosted including Texas A&M vs. Army in 2006, the 2007 Big 12 Championship and Notre Dame vs. Washington State last October.



HISTORY AT A GLANCE:

FRIDAY, DECEMBER 31, 1993—BUILDERS SQUARE ALAMO BOWL: CALIFORNIA (PAC-10) 37, IOWA (BIG TEN) 3

Team Payout: \$1,441,030 combined
Attendance: 45,716
TV Rating: 2.4
Offensive MVP: Dave Barr, QB, California

Defensive MVP: Jerrott Willard, LB, California
Head Coaches: Keith Gilbertson (Cal)
 Hayden Fry (Iowa)
Final Team Records: Cal (9-4); Iowa (6-6)

*Iowa was selected as at-large pick when the SWC did not qualify an eligible team for the bowl's third pick

SATURDAY, DECEMBER 31, 1994—BUILDERS SQUARE ALAMO BOWL: #24 WASHINGTON STATE (PAC-10) 10, BAYLOR (SWC) 3

Team Payout: \$1,500,000 combined
Attendance: 44,106
TV Rating: 3.8
Offensive MVP: Chad Davis, QB, Washington State

Defensive MVP: Ron Childs, LB, Washington State
Head Coaches: Mike Price (Washington State)
 Chuck Reedy (Baylor)
Final Team Records: Washington State (8-4); Baylor (7-5)

THURSDAY, DECEMBER 28, 1995—BUILDERS SQUARE ALAMO BOWL: #19 TEXAS A&M (BIG 12) 22, #14 MICHIGAN (BIG TEN) 20

Team Payout: \$2,546,650 combined
Attendance: 64,597
TV Rating: 6.3*
Offensive MVP: Kyle Bryant, PK, Texas A&M

Defensive MVP: Keith Mitchell, LB, Texas A&M
Head Coaches: R.C. Slocum (Texas A&M)
 Lloyd Carr (Michigan)
Final Team Records: Texas A&M (9-3); Michigan (9-4)

*No. 9 on ESPN's Most-Watched Bowl list and ranks as the second highest-rated bowl game in ESPN history

SUNDAY, DECEMBER 29, 1996—BUILDERS SQUARE ALAMO BOWL: #21 IOWA (BIG TEN) 27, TEXAS TECH (BIG 12) 0

Team Payout: \$2,260,864 combined
Attendance: 55,677
TV Rating: 3.8
Offensive MVP: Sedrick Shaw, RB, Iowa

Defensive MVP: Jared DeVries, DE, Iowa
Head Coaches: Hayden Fry (Iowa)
 Spike Dykes (Texas Tech)
Final Team Records: Iowa (9-3); Texas Tech (7-5)

TUESDAY, DECEMBER 30, 1997—BUILDERS SQUARE ALAMO BOWL: #16 PURDUE (BIG TEN) 33, #24 OKLAHOMA STATE (BIG 12) 20

Team Payout: \$2,282,560 combined
Attendance: 55,552
TV Rating: 3.9
Offensive MVP: Billy Dicken, QB, Purdue

Defensive MVP: Adrian Beasley, SS, Purdue
Head Coaches: Joe Tiller (Purdue)
 Bob Simmons (Oklahoma State)
Final Team Records: Purdue (9-3); Oklahoma State (8-4)

TUESDAY, DECEMBER 29, 1998—BUILDERS SQUARE ALAMO BOWL: PURDUE (BIG TEN) 37, #4 KANSAS STATE (BIG 12) 34

Team Payout: \$2,483,402 combined
Attendance: 60,780
TV Rating: 4.9
Offensive MVP: Drew Brees, QB, Purdue

Defensive MVP: Roosevelt Colvin, DE, Purdue
Head Coaches: Joe Tiller (Purdue)
 Bill Snyder (Kansas State)
Final Team Records: Purdue (9-4); Kansas State (11-2)

TUESDAY, DECEMBER 28, 1999—SYLVANIA ALAMO BOWL: #13 PENN STATE (BIG TEN) 24, #18 TEXAS A&M (BIG 12) 0

Team Payout: \$2,956,650 combined
Attendance: 65,380*
TV Rating: 5.2*
Offensive MVP: Rashard Casey, QB, Penn State

Defensive MVP: LaVar Arrington, LB, Penn State
Head Coaches: Joe Paterno (Penn State)
 R.C. Slocum (Texas A&M)
Final Team Records: Penn State (10-3); Texas A&M (8-4)

*Bowl Record; No. 12 on ESPN's Most Watched Bowl list, Most rated of the year for ESPN

SATURDAY, DECEMBER 30, 2000—SYLVANIA ALAMO BOWL: #8 NEBRASKA (BIG 12) 66, #19 NORTHWESTERN (BIG TEN) 17

Team Payout: \$2,856,844 combined
Attendance: 60,028
TV Rating: 3.8
Offensive MVP: Dan Alexander, RB, Nebraska

Defensive MVP: Kyle Vanden Bosch, DE, Nebraska
Head Coaches: Frank Solich (Nebraska)
 Randy Walker (Northwestern)
Final Team Records: Nebraska (10-2); Northwestern (8-4)

GENERAL INFO

MEDIA

SAN ANTONIO

EVENTS

MICHIGAN STATE

TEXAS TECH

BOWL HISTORY

BOWL RECORDS



BOWL HISTORY

HISTORY AT A GLANCE: (CONT'D)

GENERAL INFO

SATURDAY, DECEMBER 29, 2001—SYLVANIA ALAMO BOWL: IOWA (BIG TEN) 19, TEXAS TECH (BIG 12) 16

Team Payout: \$3,110,248 combined
Attendance: 65,232
TV Rating: 3.8
Offensive MVP: Aaron Greving, RB, Iowa

Defensive MVP: Derrick Pickens, DL, Iowa
Head Coaches: Kirk Ferentz (Iowa)
 Mike Leach (Texas Tech)
Final Team Records: Iowa (7-5); Texas Tech (7-5)

MEDIA

SATURDAY, DECEMBER 28, 2002—ALAMO BOWL PRESENTED BY MASTERCARD: WISCONSIN (BIG TEN) 31, #14 COLORADO (BIG 12) 28 (OT)

Team Payout: \$2,700,000 combined
Attendance: 50,690
TV Rating: 4.4
Offensive MVP: Brooks Bollinger, QB, Wisconsin

Defensive MVP: Jeff Mack, LB, Wisconsin
Head Coaches: Barry Alvarez (Wisconsin)
 Gary Barnett (Colorado)
Final Team Records: Wisconsin (9-5), Colorado (8-6)

*ESPN's most-watched college football game of 2002 (out of 124) and the No. 14 most-watched bowl game in ESPN history; Only overtime game in bowl history

SAN ANTONIO

MONDAY, DECEMBER 29, 2003—MASTERCARD ALAMO BOWL: #21 NEBRASKA (BIG 12) 17, MICHIGAN STATE (BIG TEN) 3

Team Payout: \$2,900,000 combined
Attendance: 56,229
TV Rating: 4.2
Offensive MVP: Jammal Lord, QB, Nebraska

Defensive MVP: Trevor Johnson, DE, Nebraska
Head Coaches: Bo Pelini (Nebraska)
 John L. Smith (Michigan State)
Final Team Records: Nebraska (10-3), Michigan State (8-5)

EVENTS

WEDNESDAY, DECEMBER 29, 2004—MASTERCARD ALAMO BOWL: #24 OHIO STATE (BIG TEN) 33, OKLAHOMA STATE (BIG 12) 7

Team Payout: \$3,300,000 combined
Attendance: 65,265
TV Rating: 4.3
Offensive MVP: Ted Ginn, WR, Ohio State

Defensive MVP: Simon Fraser, DE, Ohio State
Head Coaches: Jim Tressel (Ohio State)
 Les Miles (Oklahoma State)
Final Team Records: Ohio State (8-4), Oklahoma State (7-5)

MICHIGAN STATE

WEDNESDAY, DECEMBER 28, 2005—MASTERCARD ALAMO BOWL: NEBRASKA (BIG 12) 32, #20 MICHIGAN (BIG TEN) 28

Team Payout: \$3,300,000 combined
Attendance: 62,016
TV Rating: 5.4*
Offensive MVP: Cory Ross, RB, Nebraska

Defensive MVP: Leon Hall, CB, Michigan
Head Coaches: Bill Callahan (Nebraska)
 Lloyd Carr (Michigan)
Final Team Records: Nebraska (8-4), Michigan (7-5)

*#1 most-watched college bowl game in ESPN in 2005 and #2 overall

TEXAS TECH

SATURDAY, DECEMBER 30, 2006—ALAMO BOWL: #18 TEXAS (BIG 12) 26, IOWA (BIG TEN) 24

Team Payout: \$4,450,000 combined
Attendance: 65,875
TV Rating: 6.0
Offensive MVP: Colt McCoy, QB, Texas

Defensive MVP: Aaron Ross, DB, Texas
Head Coaches: Mack Brown (Texas)
 Kirk Ferentz (Iowa)
Final Team Records: Texas (10-3), Iowa (6-7)

*Most attended game in Alamo Bowl history at the time

BOWL HISTORY

SATURDAY, DECEMBER 29, 2007—VALERO ALAMO BOWL: PENN STATE (BIG TEN) 24, TEXAS A&M (BIG 12) 17

Team Payout: \$4,450,000 combined
Attendance: 66,166
TV Rating: 2.7
Offensive MVP: Rodney Kinlaw, RB, Penn State

Defensive MVP: Sean Lee, LB, Penn State
Head Coaches: Joe Paterno (Penn State)
 Gary Darnell (Texas A&M)
Final Team Records: Penn State (9-4), Texas A&M (7-6)

*Most attended game in Alamo Bowl history

BOWL RECORDS

MONDAY, DECEMBER 29, 2008—VALERO ALAMO BOWL: #23 MISSOURI (BIG 12) 30, #20 NORTHWESTERN (BIG TEN) 23

Team Payout: \$4,450,000 combined
Attendance: 55,986
TV Rating: 4.6
Offensive MVP: Jeremy Maclin, WR, Missouri

Defensive MVP: Sean Weatherspoon, LB, Missouri
Head Coaches: Gary Pinkel (Missouri)
 Pat Fitzgerald (Northwestern)
Final Team Records: Missouri (9-4), Northwestern (9-3)



POST GAME REVIEWS: (1993-1996)

BUILDERS SQUARE ALAMO BOWL - Dec. 31, 1993

California 37
Iowa 3

SCORING SUMMARY

California	6	17	7	7	—	37
Iowa	0	0	3	0	—	3

CAL—Brien, 37-yd. field goal **CAL**—Brien, 20-yd. field goal **CAL**—Brien, 30-yd. field goal **CAL**—Caldwell, 6-yd. pass from Barr (Brien kick) **CAL**—Willard, 61-yd. INT return for TD (Brien kick) **IOWA**—Hurley, 42-yd. field goal **CAL**—Uwaezuoke, 34-yd. pass from Barr (Brien kick) **CAL**—Remington, 12-yd. pass from Barr (Brien kick)

FINAL TEAM STATISTICS

	CALIFORNIA	IOWA
First Downs	28	5
Net Yards Rushing/Att.	179/55	20/21
Net Yards Passing	266	70
Att-Comp-Int	28-21-0	17-6-1
Total Offensive Plays	83	38
Total Net Yards	445	90
Avg. Gain Per Play	5.4	2.4
Time of Possession	43:14	16:46
Third Down Conversions	8/15 (53%)	1/10 (10%)

FINAL INDIVIDUAL STATISTICS

RUSHING: **CAL**—Chapman 24-89; Edwards 6-42; Rutherford 10-40; Semien 1-20; Tavake 4-18; Smith 3-13; **IOWA**—Kahl 5-27; King 5-19; Shaw 4-14

PASSING: **CAL**—Barr 21-28-0, 266, 3 TDs; **IOWA**—Burmeister 6-17-1, 70

RECEIVING: **CAL**—Caldwell 5-80; Uwaezuoke 2-55; Chapman 5-50; Holly 3-21; Semien 2-23; Remington 1-12; Tavake 1-9; **IOWA**—Jasper 4-55; Dean 2-15

BUILDERS SQUARE ALAMO BOWL - Dec. 28, 1995

#19 Texas A&M 22
#14 Michigan 20

SCORING SUMMARY

Texas A&M	10	3	3	6	—	22
Michigan	7	3	3	7	—	20

A&M—Bernard, 9-yd. rush (Bryant kick) **MICH**—Toomer, 41-yd. pass from Griese (Hamilton kick) **A&M**—Brynat, 27-yd. field goal **MICH**—Hamilton, 28-yd. field goal **A&M**—Bryant, 49-yd. field goal **A&M**—Bryant, 47-yd. field goal **MICH**—Hamilton 26-yd. field goal **A&M**—Bryant, 31-yd. field goal **A&M**—Bryant, 37-yd. field goal **MICH**—Toomer, 44-yd. pass from Griese (Hamilton kick)

FINAL TEAM STATISTICS

	MICHIGAN	TEXAS A&M
First Downs	19	24
Net Yards Rushing/Att.	129/38	162/37
Net Yards Passing	182	70
Att-Comp-Int	23-9-1	35-17-3
Total Offensive Plays	61	72
Total Net Yards	311	368
Avg. Gain Per Play	5.1	5.1
Time of Possession	28:53	34:25
Third Down Conversions	2/12 (17%)	3/14 (21%)

FINAL INDIVIDUAL STATISTICS

RUSHING: **MICH**—Biakabutuka 24-94; C. Williams 7-36; Hayes 1-17 **A&M**—Parker 21-56; Hardeman 6-41; Bernard 15-40; Connell 1-7

PASSING: **MICH**—Griese 9-23-1, 182, 2TDs **A&M**—Pullig 12-22-0, 136

RECEIVING: **MICH**—Toomer 5-135; Hayes 2-35; Riemersma 1-10; Biakabutuka 1-2 **A&M**—Hardeman 3-41; Connell 3-36; Sanders 2-30; Parker 3-23; Spiller 1-6

BUILDERS SQUARE ALAMO BOWL - Dec. 31, 1994

#24 Washington St. 10
Baylor 3

SCORING SUMMARY

Washington St.	7	3	0	0	—	10
Baylor	0	0	3	0	—	3

WSU—Hicks, 1-yd. rush (Truant kick) **WSU**—Truant, 37-yd. field goal **BAY**—Van Dyke, 36-yd. field goal

FINAL TEAM STATISTICS

	WASHINGTON ST.	BAYLOR
First Downs	14	5
Net Yards Rushing/Att.	7/31	74/32
Net Yards Passing	286	77
Att-Comp-Int	35-27-0	23-8-2
Total Offensive Plays	66	55
Total Net Yards	293	151
Avg. Gain Per Play	4.4	2.7
Time of Possession	27:58	32:02
Third Down Conversions	6/17 (35%)	3/15 (20%)

FINAL INDIVIDUAL STATISTICS

RUSHING: **BAY**—Douglas 13-42; B. Lewis 9-34; Rubin 2-5; Muhammad 6-2; Moore 1-(minus 3); Watson 1-(minus 6) **WSU**—Sparks 8-20; Hicks 10-12; Madu 4-5; Tims 1-(minus 1); Martin 1-(minus 10); Davis 7-(minus 19)

PASSING: **BAY**—Watson 8-22-2,77; Moore 0-1-0-0 **WSU**—Davis 27-35-0, 286

RECEIVING: **BAY**—Muhammed 2-34; Douglas 2-16; Bronson 2-15; Stanley 1-7; Rhynes 1-5; **WSU**—Carpenter 5-91; E. Moore 5-38; Dumas 5-26; Kennedy 4-62; Hicks 4-14; Thomas 2-30; Knuff 1-13; Adams 1-12

BUILDERS SQUARE ALAMO BOWL - Dec. 29, 1996

#21 Iowa 27
Texas Tech 3

SCORING SUMMARY

Iowa	7	10	0	10	—	27
Texas Tech	0	0	3	0	—	0

IOWA—Sherman, 1-yd. rush (Bromert kick) **IOWA**—Shaw, 20-yd. rush (Knipper pass reception) **IOWA**—Bromert, 36-yd. field goal **IOWA**—Bromert, 26-yd. field goal **IOWA**—Filer, 14-yd. rush (Bromert kick)

FINAL TEAM STATISTICS

	TEXAS TECH	IOWA
First Downs	13	23
Net Yards Rushing/Att.	61/31	217/52
Net Yards Passing	145	139
Att-Comp-Int	32-14-1	17-10-1
Total Offensive Plays	63	69
Total Net Yards	206	356
Avg. Gain Per Play	3.3	5.2
Time of Possession	25:04	34:56
Third Down Conversions	2/13 (15%)	5/13 (38%)

FINAL INDIVIDUAL STATISTICS

RUSHING: **TECH**—Hanspard 18-64; Jones 1-1; Lethridge 12-4 **IOWA**—Shaw 20-113; Filer 4-41; Banks 13-30; Granquist 4-25; Palmer 4-24; Burger 3-8; Sherman 4-24

PASSING: **TECH**—Lethridge 13-28-1, 139; Cavazos 1-4-0,6 **IOWA**—Sherman 9-16-0, 126

RECEIVING: **TECH**—Hart 4-46; McKenzie 3-38; Scovell 1-27; DuBuc 3-20; Spinks 1-10; Hanspard 2-4 **IOWA**—Dwight 6-105; Knipper 1-17; Willock 1-13; Gibson 1-3; Shaw 1-1

GENERAL INFO

MEDIA

SAN ANTONIO

EVENTS

MICHIGAN STATE

TEXAS TECH

BOWL HISTORY

BOWL RECORDS



POST GAME REVIEWS: (1997-2000)

BUILDERS SQUARE ALAMO BOWL - Dec. 30, 1997

#16 Purdue 37
#24 Oklahoma State 3

SCORING SUMMARY

Purdue	6	17	7	7	—	33
Oklahoma State	3	3	7	7	—	20

CAL—Brien, 37-yd. field goal **CAL**—Brien, 20-yd. field goal **CAL**—Brien, 30-yd. field goal **CAL**—Caldwell, 6-yd. pass from Barr (Brien kick) **CAL**—Willard, 61-yd. INT return for TD (Brien kick) **IOWA**—Hurley, 42-yd. field goal **CAL**—Uwaezuoke, 34-yd. pass from Barr (Brien kick) **CAL**—Remington, 12-yd. pass from Barr (Brien kick)

FINAL TEAM STATISTICS

	PURDUE	OKLAHOMAST.
First Downs	20	24
Net Yards Rushing/Att.	129/28	162/37
Net Yards Passing	325	206
Att-Comp-Int	36-18-3	35-17-3
Total Offensive Plays	64	72
Total Net Yards	454	368
Avg. Gain Per Play	7.1	5.1
Time of Possession	25:35	34:25
Third Down Conversions	6/11 (55%)	15/14 (36%)
Fourth Down Conversions	0/1 (0%)	1/1 (100%)

FINAL INDIVIDUAL STATISTICS

RUSHING: *PUR*—Dicken 8-43; Watson 13-4; Sutherland 2-38; Had-dad 3-9 *OSU*—Fobbs 11-82; Lindsay 12-61; Aikins 2-17; Simmons 10-11; Chaloupka 2-9
PASSING: *PUR*—Dicken 18-34-3, 325, 2 TDs; Alford 0-1-0; Brees 0-1-0 *OSU*—Lindsay 9-18-2, 111, 1TD; Chaloupka 8-17-1, 95
RECEIVING: *PUR*—Watson 5-102; Alford 4-61; I. Jones 3-27; Black-man 2-33; Daniels 1-69; Tillman 1-13; *OSU*—McQuarters 4-43; G. Brown 4-52; Love 3-35; Steggs 2-30; Aikins 2-27; Fobbs 2-19

BUILDERS SQUARE ALAMO BOWL - Dec. 29, 1998

Purdue 37
#4 Kansas State 34

SCORING SUMMARY

Purdue	0	17	10	10	—	37
Kansas St.	0	7	6	21	—	34

PUR—Daniels, 5-yd. pass from Brees (Dorsh kick) **PUR**—Dorsh, 25-yd. field goal **KSU**—McDonald, 1-yd. pass from Bishop (Gramatica kick) **PUR**—I. Jones, 30-yd. pass from Brees (Dorsh kick) **KSU**—Havivk, 0-yd. fumble return (Gramatica kick failed) **PUR**—Nugent, 0-yd. fumble return (Dorsch kick) **PUR**—Dorsch, 26-yd. field goal **KSU**—Allen, 3-yd. rush (Gramatica kick) **PUR**—Dorsch, 37-yd. field goal **KSU**—McDonald, 88-yd. pass from Bishop (Gramatica kick) **KSU**—Swift, 2-yd. pass from Bishop (Gramatica kick) **PUR**—I. Jones 24-yd. pass from Brees (Dorsch kick)

FINAL TEAM STATISTICS

	KANSAS ST.	PURDUE
First Downs	13	23
Net Yards Rushing/Att.	61/31	217/52
Net Yards Passing	145	139
Att-Comp-Int	32-14-1	17-10-1
Total Offensive Plays	63	69
Total Net Yards	206	356
Avg. Gain Per Play	3.3	5.2
Time of Possession	25:04	34:56
Third Down Conversions	2/13 (15%)	5/13 (38%)

FINAL INDIVIDUAL STATISTICS

RUSHING: *KSU*—Allen 13-93; Hickson 7-36; Bishop 20-7; Goolsby 2-1
PUR—Crabtree 12-46; Brees 10-14
PASSING: *KSU*—Bishop 9-24-4, 182, 3TD *PUR*—Brees 25-533, 230, 3TD
RECEIVING: *KSU*—McDonald 5-124; Peries 1-52; Allen 1-3; Swift 1-2; Hickson 1-1 *PUR*—I. Jones 11-98; Daniels 6-47; Sutherland 3-53;

SYLVANIA ALAMO BOWL - Dec. 28, 1999

#13 Penn State 24
#18 Texas A&M 0

SCORING SUMMARY

Penn State	7	3	3	7	—	20
Texas A&M	0	0	0	0	—	0

PSU—Fox, 34-yd. interception return (Forney kick) **PSU**—Drummond, 45-yd. pass from Casey (Forney kick) **PSU**—Casey, 4-yd. run (Forney kick) **PSU**—Forney, 39-yd. field goal

FINAL TEAM STATISTICS

	PENN STATE	TEXAS A&M
First Downs	17	16
Net Yards Rushing/Att.	175/39	80/39
Net Yards Passing	146	122
Att-Comp-Int	17-8-1	28-15-4
Total Offensive Plays	56	67
Total Net Yards	321	202
Avg. Gain Per Play	5.7	3.0
Time of Possession	29:23	30:37
Third Down Conversions	4/12 (33%)	7/16 (44%)
Fourth Down Conversions	0/0 (0%)	1/3 (33%)

FINAL INDIVIDUAL STATISTICS

RUSHING: *PSU*—McCoo 6-43; Johnson 6-30; Casey 7-27; Mitchell 8-26; Watson 4-19; Fields 1-12; Luke 3-10; Easy 3-9; Drummond 1- (minus 1) *A&M*—Toombs 19-70; Hardeman 10-41; Johnson 2- (minus 1); McCowan 7- (minus 28)
PASSING: *PSU*—Casey 8-16-1, 146, 1 TD *A&M*—McCowan 13-22-4, 105; Farris 2-6-0, 17
RECEIVING: *PSU*—Stewart 2-27; Fields 2-11; Drummond 1-45; Gilmer 1-34; Cerimele 1-16; McCoo 1-13; *A&M*—Taylor 6-38; Bumgardner 5-59; Toombs 2-7; Porter 1-13; Hodge 1-5

SYLVANIA ALAMO BOWL - Dec. 30, 2000

#8 Nebraska 66
#19 Northwestern 17

SCORING SUMMARY

Nebraska	7	31	21	7	—	66
Northwestern	3	14	0	0	—	17

NU—Alexander, 15-yd. run (Brown kick) **NW**—Long, 44-yd. field goal **NW**—Johnson, 10-yd. pass from Kustok (Long kick) **NU**—Crouch, 50-yd. run (Brown kick) **NU**—Alexander, 2-yd. run (Brown kick) **NU**—Buckhalter, 2-yd. run (Brown kick) **NU**—Brown, 51-yd. field goal **NW**—Anderson, 69-yd. run (Long kick) **NU**—Newcombe, 58-yd. pass from Crouch (Brown kick) **NU**—Davison, 11-yd. pass from Crouch (Brown kick) **NU**—Crouch, 2-yd. run (Brown kick) **NU**—Davison, 69-yd. pass from Newcombe (Brown kick) **NU**—Diedrick, 9-yd. run (Brown kick)

FINAL TEAM STATISTICS

	NEBRASKA	NORTHWESTERN
First Downs	28	14
Net Yards Rushing/Att.	476/69	232/38
Net Yards Passing	160	151
Att-Comp-Int	14-6-1	43-17-1
Total Offensive Plays	83	81
Total Net Yards	636	383
Avg. Gain Per Play	7.6	4.7
Time of Possession	33:37	26:23
Third Down Conversions	6/15 (40%)	5/20 (25%)
Fourth Down Conversions	1/2 (50%)	0/3 (0%)

FINAL INDIVIDUAL STATISTICS

RUSHING: *NU*—Alexander 20-246; Crouch 15-118; Buckhalter 12-58; Diedrick 4-28; Davies 3-17; Lord 4-16; W. Miller 3-10; Collins 3-14; Newcombe 1-5; R. Miller 1-3; Grixby 2-4; Chrisman 1-0 *NW*—Anderson 18-158; Kustok 14-83; Simmons 2-14; Lawrence 3-13; Danielson 1-1
PASSING: *N*—Crouch 5-13-1, 91, 2TDs; Newcombe 1-1-0, 69, 1TD *NW*—Kustok 15-35-0, 138, 1TD; Danielson 2-8-1, 13
RECEIVING: *NU*—Davison 3-85; Newcombe 1-58; Bowling 1-9; Hassebroek 1-8 *NW*—Johnson 4-53; Anderson 4-12; Simmons 3-24; Foster 2-41; Patrick 2-6; Schweighardt 1-9; Wright 1-6



POST GAME REVIEWS: (2001-2004)

SYLVANIA ALAMO BOWL - Dec. 29, 2001

Iowa 19
Texas Tech 16

SCORING SUMMARY

Iowa	3	7	3	6	—	19
Texas Tech	0	3	7	6	—	16

IOWA—Kaeding, 36-yd field goal **IOWA**—Greving, 1-yd run (Kaeding kick) **TECH**—Greathouse, 50-yd field goal **TECH**—Welker, 20-yd pass from Kingsbury (Treece kick) **IOWA**—Kaeding, 31-yd field goal, **IOWA**—Kaeding, 46-yd field goal **TECH**—Treece, 23-yd field goal **TECH**—Treece, 37-yd field goal **IOWA**—Kaeding, 47-yd field goal

FINAL TEAM STATISTICS

	IOWA	TEXAS TECH
First Downs	20	20
Net Yards Rushing/Att.	178/44	80/20
Net Yards Passing	161	309
Att-Comp-Int	26-19-0	49-29-3
Total Net Yards	339	389
Time of Possession	35:03	24:57
Third Down Conversions	6/16 (27%)	6/14 (30%)

FINAL INDIVIDUAL STATISTICS

RUSHING: **IOWA**—Greving 25-115; Allen 7-36; McCann 7-26; Hill 1-6; Betts 2-4; Banks 2-minus 9 **TECH**—Kingsbury 9-42; Williams 9-30; Francis 1-6; Welker 1-2

PASSING: **IOWA**—McCann 19-26-0-161 **TECH**—Kingsbury 29-49-3-309

RECEIVING: **IOWA**—Hill 6-49; Clark 4-30; Dodge 4-26; Allen 3-38; Betts 1-10; Jenson 1-8 **TECH**—Peters 8-60; Glover 6-77; Welker 6-62; Francis 5-90; Williams 3-13; Roberts 1-7

MASTERCARD ALAMO BOWL - Dec. 28, 2002

Wisconsin 31 (F/OT)
#14 Colorado 28

SCORING SUMMARY

Wisconsin	7	14	0	7	3	—	31
Colorado	14	0	14	0	0	—	28

COL—Strickland, 91-yd interception return (Brougham kick) **WIS**—A. Davis, 4-yd run **COL**—Hackett, 10-yd pass from Hodge (Brougham kick) **WIS**—B. Williams 10 yd pass from Bollinger (Allen kick) **WIS**—Charles, 7-yd pass from Bollinger (Allen kick) **COL**—Brown, 4-yd run (Brougham kick) **COL**—Hackett, 11-yd pass from Colvin (Brougham kick) **WIS**—Bollinger, 1-yd run (Allen kick) **WIS**—Allen, 37-yd field goal

FINAL TEAM STATISTICS

	COLORADO	WISCONSIN
First Downs	13	21
Net Yards Rushing/Att.	123/44	193/51
Net Yards Passing	77	163
Att-Comp-Int	18-9-3	24-12-1
Total Net Yards	200	356
Third Down Conversions	6/16 (27%)	5/14 (26%)

FINAL INDIVIDUAL STATISTICS

RUSHING: **COL**—Brown 28-104; Calhoun 9-21; Colvin 3-10; **WIS**—Davis 25-104; Bollinger 20-92; Smith 5-16

PASSING: **COL**—Hodge 6-13-1-62; Colvin 3-5-1-15 **WIS**—Bollinger 12-24-2-163

RECEIVING: **COL**—Hackett 3-30; Drumm 2-16; Monteilh 1-20; Donahoe 1-11. **WIS**—Williams 5-83; Charles 5-67; Bernstein 1-9; Smith 1-4.

MASTERCARD ALAMO BOWL - Dec. 29, 2003

#21 Nebraska 17
Michigan State 3

SCORING SUMMARY

Nebraska	3	14	0	0	—	17
Michigan State	3	0	0	0	—	3

NEB—Dyches, 29-yd field goal **MSU**—Rayner, 46-yd field goal **NEB**—Ross, 2-yd run (Dyches kick) **NEB**—Ross, 6-yd run (Dyches kick)

FINAL TEAM STATISTICS

	NEBRASKA	MICHIGAN ST.
First Downs	20	13
Net Yards Rushing/Att.	229/54	18/23
Net Yards Passing	156	160
Att-Comp-Int	17-8-0	39-21-0
Total Offensive Plays	71	62
Total Net Yards	389	174
Time of Possession	30:29	23:31
Third Down Conversions	6/15 (29%)	3/14 (18%)

FINAL INDIVIDUAL STATISTICS

RUSHING: **NEB**—Ross 37-138; Lord 10-79; Kriewald 2-10; Davies 2-4; Fluellen 1-3; **MSU**—Dortch 9-31; Hayes 6-13; Smoker 8-minus 26

PASSING: **NEB**—Lord 8-17-0-160 **MSU**—Smoker 21-39-3-156

RECEIVING: **NEB**—Fluellen 4-84; Pilkington 3-70; Keiser 1-6 **MSU**—Alexander 8-63; Brown 4-41; Shabaj 4-31; Scott 1-18; Knott 1-10; Kavanaght 1-8; Hayes 1-minus 6; Dortch 1-minus 9

MASTERCARD ALAMO BOWL - Dec. 29, 2004

#22 Ohio State 33
Oklahoma State 7

SCORING SUMMARY

Ohio St.	13	10	7	3	—	33
Oklahoma St.	0	0	0	7	—	7

OHST—Gonzales, 23-yd pass from Zwick **OHST**—Nugent, 37-yd field goal **OHST**—Nugent, 35-yd field goal **OHST**—Ross, 1-yd run (Nugent kick) **OHST**—Nugent, 41-yd field goal **OHST**—Ginn, 5-yd run (Nugent kick) **OHST**—Nugent, 37-yd field goal **OKST**—Willis, 4yd run (Ricks kick)

FINAL TEAM STATISTICS

	OKLAHOMA ST.	OHIO ST.
First Downs	15	19
Net Yards Rushing/Att.	149/30	214/42
Net Yards Passing	137	189
Att-Comp-Int	35-15-1	17-27-0
Total Offensive Plays	65	69
Total Net Yards	286	403
Time of Possession	25:09	34:51
Third Down Conversions	4/15 (22%)	7/15 (32%)

FINAL INDIVIDUAL STATISTICS

RUSHING: **OKST**—Woods 12-72; Elliott 3-39; Morency 8-20; Willis 2-7; **OHST**—Ross 12-99; Joe 13-57; Ginn Jr. 8-40; Hall 4-9

PASSING: **OKST**—Woods 15-34-0-137 **OHST**—Zwick 17-27-1-189

RECEIVING: **OKST**—Woods 4-40; Frazier 3-24; Bajema 2-29; Mack 1-19. **OHST**—Ginn Jr 6-78; Holmes 5-47; Nicol 2-11; Gonzalez 1-23.

GENERAL INFO

MEDIA

SAN ANTONIO

EVENTS

MICHIGAN STATE

TEXAS TECH

BOWL HISTORY

BOWL RECORDS



POST GAME REVIEWS: (2005-2007)

MASTERCARD ALAMO BOWL - Dec. 28, 2005

Nebraska 32
#20 Michigan 28

SCORING SUMMARY

Nebraska	7	7	3	15	—	32
Michigan	7	7	7	7	—	28

NEB—Nunn, 52 yd pass from Taylor (Congdon kick), **MICH**—Ecker, 13 yd pass from Henne (Rivas kick), **MICH**—Massey, 16 yd pass from Henne (Rivas kick), **NEB**—Swift, 14 yd pass from Taylor, (Congdon kick), **NEB**—Congdon, 20 yd fg, **MICH**—Manningham, 21 yd pass from Henne (Rivas kick), **MICH**—Henne, 7 yd run (Rivas kick), **NEB**—Ross, 31 yd run (Peterson pass from Taylor), **NEB**—Nunn, 13 yd pass from Taylor (Congdon kick)

FINAL TEAM STATISTICS

	MICHIGAN	NEBRASKA
First Downs	23	16
Net Yards Rushing/Att.	42/130	37/151
Net Yards Passing	270	167
Att-Comp-Int	43-21-1	14-31-2
Total Net Yards	400	318
Third Down Conversions	5/17 (29%)	4/16 (25%)

FINAL INDIVIDUAL STATISTICS

RUSHING: **MICH**—Hart 19-83, Henne 13-58, Grady 5-17. **NEB**—Ross 28-165, Taylor 7-17, Marlon 1-3.
PASSING: **MICH**—Henne 21-43-1-270. **NEB**—Taylor 14-31-2-167.
RECEIVING: **MICH**—Avant 8-71. **NEB**—Nunn 4-91, Swift 31.

ALAMO BOWL - Dec. 30, 2006

#18 Texas 26
Iowa 24

SCORING SUMMARY

Texas	3	7	10	6	—	26
Iowa	14	0	7	3	—	24

IOWA—Young, 1 yd run (Schlicher kick), **IOWA**—Brodell, 63 yd pass from Tate (Schlicher kick), **UT**—Bailey, 27 yd fg, **UT**—Sweed, 20 yd pass from McCoy, (Bailey kick), **UT**—Bailey, 43 yd fg, **UT**—Charles, 72 yd pass from McCoy (Bailey kick), **IOWA**—Brodell, 23 yd pass from Tate (Schlicher kick), **UT**—Young, 2 yd run (McCoy pass failed), **IOWA**—Schlicher, 38 yd fg

FINAL TEAM STATISTICS

	TEXAS	IOWA
First Downs	17	17
Net Yards Rushing/Att.	70/21	89/34
Net Yards Passing	308	274
Att-Comp-Int	40-26-0	25-15-1
Total Net Yards	378	363
Third Down Conversions	6-15 (40%)	6/13 (46%)

FINAL INDIVIDUAL STATISTICS

RUSHING: **UT**—Charles 4-26, Shipley 1-14, Young 12-11, Pittman 1-11, Kindle 1-5, McCoy 2-3. **IOWA**—Young 13-64, Sims 12-26, Tate 5-10, Christensen 2-1.
PASSING: **UT**—McCoy 26-40-0-308. **IOWA**—Tate 15-25-1-274.
RECEIVING: **UT**—Finley 8-46, Cosby 7-59, Sweed 3-70, Pittman 3-37, Young 2-3, Charles 1-72, Shipley 1-11, Jones 1-10. **IOWA**—Brodell 6-159, Douglas 3-40, Chandler 2-36, Busch 1-19, Stross 1-13, Moeaki 1-8, Sims 1-2.

VALERO ALAMO BOWL - Dec. 29, 2007

Penn State 24
Texas A&M 17

SCORING SUMMARY

Penn State	0	17	7	0	—	24
Texas A&M	14	0	3	0	—	17

A&M—Goodson, 1 yd run (Bean kick), **A&M**—Goodson, 16 yd run (Szymanski kick), **PSU**—Butler, 30 yd pass from Morelli, (Kelly kick), **PSU**—Clark, 11 yd run (Kelly kick), **PSU**—Kelly, 25 yd fg, **A&M**—Szymanski, 38 yd fg, **PSU**—Royster, 38 yd run (Kelly kick)

FINAL TEAM STATISTICS

	PENN STATE	A&M
First Downs	23	17
Net Yards Rushing/Att.	270/41	164/38
Net Yards Passing	143	164
Att-Comp-Int	31-15-1	31-19-1
Total Net Yards	413	328
Third Down Conversions	6-16 (40%)	6-16 (46%)

FINAL INDIVIDUAL STATISTICS

RUSHING: **PSU**—Kinlaw 21-143, Royster 9-65, Clark 6-50, D. Williams 3-11, Morelli 1-1, Lawlor 1-0. **A&M**—Goodson 14-65, McGee 8-41, Lane 10-34, Alexander 4-15, Smith 2-9.
PASSING: **PSU**—Morelli 15-31-1-143. **A&M**—McGee 19-31-1-164.
RECEIVING: **PSU**—Butler 4-59, D. Williams 5-39, Golden 2-32, Quarless 1-5, Kinlaw 2-4, Shipley 1-4. **A&M**—Bennett 4-46, Lane 3-33, Goodson 7-30, Franks 2-19, Taylor 1-14, Shankle 1-14, Alexander 1-8.

VALERO ALAMO BOWL - Dec. 29, 2009

Missouri 30
Northwestern 23

SCORING SUMMARY

Missouri	0	10	10	3	7	—	30
Northwestern	7	3	13	0	0	—	23

NW—Peterman, 35 yd pass from Bacher (Villarreal kick), **MIZZOU**—Wolfert, 31 yd fg, **NW**—Villarreal, 21 yd fg, **MIZZOU**—Maclin, 75 yd punt return (Wolfert kick) **NW**—Ward, 46 yd pass from Bacher (Villarreal missed kick), **MISSOU**—Alexander, 11 yd pass from Daniel (Wolfert kick), **MIZZOU**—Wolfert, 43 yd fg, **NW**—Lane, 23 yd pass from Bacher (Villarreal kick), **MIZZOU**—Wolfert, 37 yd fg, **MIZZOU**—Maclin, 7 yr pass from Daneil (Wolfert kick)

FINAL TEAM STATISTICS

	MISSOURI	NORTHWESTERN
First Downs	21	21
Net Yards Rushing/Att.	111/30	72/40
Net Yards Passing	200	304
Att-Comp-Int	44-27-3	43-27-1
Total Net Yards	311	376
Third Down Conversions	7-16(44%)	11-21 (52%)

FINAL INDIVIDUAL STATISTICS

RUSHING: **Mizzou**—Washington 15-44, Maclin 5-43, Daniel 9-29, Perry 1-0. **NW**—Sutton 29-144, Peterman 1-0, Bacher 10-minus 33.
PASSING: **Mizzou**—Daniel 27-44-3-200, **NW**—Bacher 27-43-1-304.
RECEIVING: **Mizzou**—Coffman 7-67, Maclin 7-39, Saunders 6-33, Alexander 3-29, Jackson 1-15, Perry 2-9, Jones 1-8. **NW**—Ward 7-101, Peterman 7-83, Lane 5-77, Sutton 5-29, Brewer 3-14.



INDIVIDUAL ALAMO BOWL RECORDS:

MOST RUSHING ATTEMPTS

37, Cory Ross, Nebraska (vs. Michigan State), 12/29/03
28, Cory Ross, Nebraska (vs. Michigan), 12/28/05

MOST YARDS RUSHING

240, Dan Alexander, Nebraska (vs. Northwest'n), 12/30/00
161, Cory Ross, Nebraska (vs. Michigan), 12/28/05

HIGHEST YARDS-PER-CARRY

12.0, Dan Alexander, Nebraska (vs. Northwest'n), 12/30/00
8.3, Damien Anderson, Northwestern (vs. Nebraska), 12/30/00

MOST RUSHING TOUCHDOWNS

2, Dan Alexander, Nebraska (vs. Northwestern), 12/30/00
2, Eric Crouch, Nebraska (vs. Northwestern), 12/30/00
2, Cory Ross, Nebraska (vs. Michigan State), 12/29/03

LONGEST RUN

69, (TD), Damien Anderson, Northwestern (vs. Neb.), 12/30/00
66, Jammal Lord, Nebraska (vs. Michigan State), 12/29/03

MOST TOUCHDOWNS (RUSHING & PASSING)

4, (3 passing, 1 rushing), Chad Henne, Michigan (vs. Nebraska), 12/28/05
4, (2 passing, 2 rushing), Eric Crouch, Nebraska (vs. Michigan), 12/28/05

MOST PASS ATTEMPTS

53, Drew Brees, Purdue (vs. Kansas State), 12/29/98
49, Kliff Kingsbury, Texas Tech (vs. Iowa), 12/29/01

MOST PASS COMPLETIONS

29, Kliff Kingsbury, Texas Tech (vs. Iowa), 12/29/01
27, Chad Davis, Washington State (vs. Baylor), 12/31/94

MOST YARDS PASSING

325, Billy Dicken, Purdue (vs. Oklahoma State), 12/30/97
309, Kliff Kingsbury, Texas Tech (vs. Iowa), 12/29/01

MOST INTERCEPTIONS THROWN

4, Randy McCown, Texas A&M (vs. Penn State), 12/28/99
4, Michael Bishop, Kansas State (vs. Purdue), 12/29/98

MOST TOUCHDOWN PASSES

3, Chad Henne, Michigan (vs. Nebraska), 12/28/05
3, Zac Taylor, Nebraska (vs. Michigan), 12/28/05
3, Michael Bishop, Kansas State (vs. Purdue), 12/29/98
3, Drew Brees, Purdue (vs. Kansas State), 12/29/98
3, Dave Barr, California (vs. Iowa), 12/31/93

HIGHEST COMPLETION PERCENTAGE

77.1 (27-35), Chad Davis, Wash. St. (vs. Baylor), 12/31/94
75.0 (21-28), Dave Barr, California (vs. Iowa), 12/31/93
65.0 (40-26), Colt McCoy, Texas (vs. Iowa), 12/30/06

LONGEST RECEPTION

88, (TD), Darnell McDonald, Kansas State (vs. Purdue), 12/29/98
72, Jamaal Charles, Texas (vs. Iowa), 12/30/06

MOST PASS RECEPTIONS

11, Isaac Jones, Purdue (vs. Kansas State), 12/29/98
8, Jason Avant, Michigan (vs. Nebraska), 12/28/05
8, Aaron Alexander, Michigan St. (vs. Nebraska), 12/29/03
8, Mickey Peters, Texas Tech (vs. Iowa), 12/29/01
8, Jermich Finley, Texas (vs. Iowa), 12/30/06

MOST YARDS RECEIVING

159, Andy Brodell, Iowa (vs. Texas), 12/30/06
135, Amani Toomer, Michigan (vs. Texas A&M), 12/18/95

MOST RECEIVING TOUCHDOWNS

2, Andy Brodell, Iowa (vs. Texas), 12/30/06
2, Terrence Nunn, Nebraska (vs. Michigan), 12/28/05
2, D.J. Hackett, Colorado (vs. Wisconsin), 12/28/02
2, Matt Davison, Nebraska (vs. Northwestern), 12/30/00
2, Isaac Jones, Purdue (vs. Kansas State), 12/29/98
2, Darnell McDonald, Kansas State (vs. Purdue), 12/29/98
2, Amani Toomer, Michigan (vs. Texas A&M), 12/28/95

LONGEST FIELD GOAL

51, Josh Brown, Nebraska (vs. Northwestern), 21/30/00
50, Clinton Greathouse, Texas Tech (vs. Iowa), 12/29/01

MOST FIELD GOALS

5, Kyle Bryant, Texas A&M (vs. Michigan), 12/28/95*
4, Nate Kaeding, Iowa (vs. Michigan), 12/29/01
4, Mike Nugent, Ohio State (vs. Oklahoma State), 12/29/04

MOST PATs

9, Josh Brown, Nebraska (vs. Northwestern), 12/30/00
4, (Six players tied)

MOST KICKOFF RETURN YARDS

146, Steve Breaston, Michigan (vs. Nebraska), 12/28/05
139, Quan Cosby, Texas (vs. Iowa), 12/30/06

LONGEST KICKOFF RETURN

69, Steve Breaston, Michigan (vs. Nebraska), 12/28/05
56, Anthony Bowman, Iowa (vs. Texas), 12/30/06
52, Quan Cosby, Texas (vs. Iowa), 12/30/06

LONGEST PUNT

67, Justin Brantley, Texas A&M (vs. Penn State), 12/29/07
62, Cole Farden, Oklahoma State (vs. Ohio State), 12/29/04

BEST PUNT AVERAGE

55.0, Justin Brantley, Texas A&M (vs. Penn State), 12/29/07
52.0, Shale Lechler, Texas A&M (vs. Penn State), 12/28/99
52.0, Nick Gallery, Iowa (vs. Texas Tech), 12/29/96

LONGEST PUNT RETURN

75, (TD) Jeremy MacIin, Missouri (vs. Northwestern)
32, Bobby Newcombe, Neb. (vs. Northwestern), 12/30/00
32, David Allen, Kansas State (vs. Purdue), 12/29/98

MOST CUMULATIVE PUNT RETURN YARDS

72, Steve Breaston, Michigan (vs. Nebraska), 12/28/05
67, David Allen, Kansas State (vs. Purdue), 12/29/98

MOST ALL-PURPOSE YARDS

240, Dan Alexander, Nebraska (vs. Northwestern), 12/30/00
224, Steve Breaston, Michigan (vs. Nebraska), 12/28/05

MOST INTERCEPTIONS

2, Leon Hall, Michigan (vs. Nebraska), 12/28/05
2, Derek Fox, Penn State (vs. Texas A&M), 12/28/99
2, Billy Gustin, Purdue (vs. Kansas State), 12/29/98
2, Adrian Beasley, Purdue (vs. Oklahoma State), 12/30/97

LONGEST INTERCEPTION RETURN

91 (TD), Don Strickland, Colorado (vs. Wisconsin), 12/28/02
61 (TD), Jerrot Willard, California (vs. Iowa), 12/31/93

MOST TACKLES

14, Napoleon Harris, Northwestern (vs. Nebraska), 12/30/00
14, LaVar Arrington, Penn State (vs. Texas A&M), 12/28/99

MOST QUARTERBACK SACKS

3.5, Chike Okeafor, Purdue (vs. Kansas State), 12/29/98
2, (seven players tied)

TEAM ALAMO BOWL RECORDS:

MOST POINTS — GAME

66, Nebraska (vs. Northwestern), 12/30/00*
37, Purdue (vs. Kansas St.), 12/29/98
37, California (vs. Iowa), 12/31/93

MOST POINTS — HALF

38, Nebraska (1st half vs. Northwestern), 12/30/00
28, Nebraska (2nd half vs. Northwestern), 12/30/00

MOST POINTS — QUARTER

31, Nebraska (2nd quarter vs. Northwestern), 12/30/00
21, Nebraska (3rd quarter vs. Northwestern), 12/30/00
21, Kansas St. (4th quarter vs. Purdue), 12/29/98

MOST COMBINED POINTS — GAME

83, Nebraska (66) vs. Northwestern (17), 12/30/00
71, Purdue (37) vs. Kansas St. (34), 12/29/98

MOST COMBINED POINTS—HALF

55, Nebraska vs. Northwestern (1st half), 12/30/00
47, Purdue vs. Kansas St. (2nd half), 12/29/98

MOST COMBINED POINTS — QUARTER

45, Nebraska vs. Northwestern (2nd quarter), 12/30/00*
31, Purdue vs. Kansas St. (4th quarter), 12/29/98

FEWEST POINTS

0, Texas A&M (vs. Penn State), 12/28/99
0, Texas Tech (vs. Iowa), 12/29/96

MOST TOUCHDOWNS

9, Nebraska (vs. Northwestern), 12/30/00

MOST FIELD GOALS MADE

5, Texas A&M (vs. Michigan), 12/28/95*
4, Iowa (vs. Teas Tech), 12/29/01

MOST FIELD GOALS MADE -- BOTH TEAMS

7, Iowa vs. Texas Tech, 12/29/01*
7, Texas A&M vs. Michigan, 12/28/95*

MOST YARDS TOTAL OFFENSE

636, Nebraska (vs. Northwestern), 12/30/00
454, Purdue (vs. Oklahoma St.), 12/30/97

MOST OFFENSIVE PLAYS

85, Michigan (vs. Nebraska), 12/28/05
83, Nebraska (vs. Northwestern), 12/30/00
83, California (vs. Iowa), 12/31/93

HIGHEST AVERAGE PER PLAY

7.7, Nebraska (vs. Northwestern), 12/30/00
7.1, Purdue (vs. Oklahoma St.), 12/30/97

MOST RUSHING ATTEMPTS

69, Nebraska (vs. Northwestern), 12/30/00
55, California (vs. Iowa), 12/31/93

MOST YARDS RUSHING

476, Nebraska (vs. Northwestern), 12/30/00
232, Northwestern (vs. Nebraska), 12/30/00

HIGHEST AVG. PER RUSHING ATTEMPT

6.9, Nebraska (vs. Northwestern), 12/30/00
6.1, Northwestern (vs. Nebraska), 12/30/00

MOST COMBINED FIRST DOWNS BY PENALTY

8, Texas A&M vs. Michigan, 12/28/95
7, Iowa vs. Texas Tech, 12/29/96

MOST PASS ATTEMPTS

53, Purdue (vs. Kansas St.), 12/29/98
49, Texas Tech (vs. Iowa), 12/29/01

MOST PASS COMPLETIONS

29, Texas Tech (vs. Iowa), 12/29/01
27, Washington St. (vs. Baylor), 12/31/94

MOST YARDS PASSING

325, Purdue (vs. Oklahoma St.), 12/30/97
309, Texas Tech (vs. Iowa), 12/29/01

HIGHEST PASSING PERCENTAGE

77.1, Washington St. (27-of-35 vs. Baylor), 12/31/94
75.0, California (21-of-28 vs. Iowa), 12/31/93

MOST FIRST DOWNS — OVERALL

28, Nebraska (vs. Northwestern), 12/30/00
28, California (vs. Iowa), 12/31/93

MOST FIRST DOWNS — RUSHING

24, Nebraska (vs. Northwestern), 12/30/00
14, California (vs. Iowa), 12/31/93

MOST FIRST DOWNS — PASSING

13, California (vs. Iowa), 12/31/93
12, Purdue (vs. Oklahoma St.), 12/30/97
12, Oklahoma St. (vs. Purdue), 12/30/97

THIRD-DOWN EFFICIENCY

55.0 (6-of-11), Purdue (vs. Oklahoma St.), 12/30/97
53.0 (8-of-15), California (vs. Iowa), 12/31/93

MOST FUMBLES

4, Texas A&M (vs. Penn State), 12/29/07
4, Michigan (vs. Nebraska), 12/28/05

MOST FUMBLES LOST

3, Kansas St. (vs. Purdue), 12/29/98
3, Wisconsin (vs. Colorado), 12/28/02

MOST QB SACKS

5, Michigan (vs. Nebraska), 12/28/05
5, Nebraska (vs. Michigan State), 12/29/03
5, Purdue (vs. Kansas St.), 12/29/98
5, Iowa (vs. Texas Tech), 12/31/93
5, Iowa (vs. California), 12/31/93

MOST PUNTS — GAME

10, Northwestern (vs. Nebraska), 12/30/00
8, (two teams tied)

HIGHEST PUNTING AVERAGE

52.0, Iowa (vs. Texas Tech) 12/29/96

MOST PUNTING YARDAGE

412, Nebraska (vs. Michigan), 12/28/05
357, Northwestern (vs. Nebraska), 12/30/00

LEAST PUNTS

2, Purdue (vs. Oklahoma St.), 12/30/97
2, California (vs. Iowa), 12/31/93

MOST PENALTIES — GAME

15, Washington State (vs. Baylor), 12/31/94
14, Kansas State (vs. Purdue), 12/29/98

MOST PENALTY YARDS

125, Kansas St. (vs. Purdue), 12/29/98
110, (two teams tied)

LONGEST TIME OF POSSESSION — GAME

43:14, California (vs. Iowa), 12/31/93
35:03 Iowa (vs. Texas Tech), 12/29/01

LEAST TIME OF POSSESSION — GAME

16:46, Iowa (vs. California), 12/31/93

GENERAL INFO

MEDIA

SAN ANTONIO

EVENTS

MICHIGAN STATE

TEXAS TECH

BOWL HISTORY

BOWL RECORDS

CONFERENCE ALAMO BOWL RECORDS: (CONT'D)

BIG TEN CONFERENCE RECORD: 8-7

IOWA	2 - 2
MICHIGAN	0 - 2
MICHIGAN STATE	0 - 1
NORTHWESTERN	0 - 2
OHIO STATE	1 - 0
PENN STATE	2 - 0
PURDUE	2 - 0
WISCONSIN	1 - 0



LONGEST TIME OF POSSESSION — GAME


43:14, California (vs. Iowa), 12/31/93
35:03 Iowa (vs. Texas Tech), 12/29/01

LEAST TIME OF POSSESSION — GAME

16:46, Iowa (vs. California), 12/31/93



BIG 12 CONFERENCE RECORD: 6-9



BAYLOR	0 - 1
COLORADO	0 - 1
KANSAS STATE	0 - 1
MISSOURI	1 - 0
NEBRASKA	3 - 0
OKLAHOMA STATE	0 - 2
TEXAS A&M	1 - 2
TEXAS TECH	0 - 2
TEXAS	1 - 0

PACIFIC-10 CONFERENCE RECORDS:

PAC-10	2 - 0*
CALIFORNIA	1 - 0
WASHINGTON STATE	1 - 0



* In 1993 and 1994, the Alamo Bowl matched the Southwest Conference vs. the Pac-10. (Iowa was an at-large in 1993 as the SWC did not have a bowl eligible team). Since 1995, the Alamo Bowl has matched the Big Ten vs. the Big 12.

GENERAL INFO

MEDIA

SAN ANTONIO

EVENTS

MICHIGAN STATE

TEXAS TECH

BOWL HISTORY

BOWL RECORDS



ALAMO BOWL RECORDS:

ALL-TIME ATTENDANCE:

66,166 Penn State vs. Texas A&M (12/29/07)
65,875 #18 Texas vs. Iowa (12/30/06)
65,380 #13 Penn State 24, #18 Texas A&M 0 (12/28/99)
65,265 #22 Ohio State 33, Oklahoma State 7 (12/29/04)
65,232 Iowa 19, Texas Tech 16 (12/29/01)
64,597 #19 Texas A&M 22, #14 Michigan 20 (12/28/95)
62,016 Nebraska 32, #20 Michigan 28 (12/28/05)
60,780 Purdue 37, #4 Kansas State 34 (12/29/98)
60,028 #8 Nebraska 66, #19 Northwestern 17 (12/30/00)
56,229 #21 Nebraska 17, Michigan State 3 (12/29/03)
55,986 #23 Missouri 30, #20 Northwestern 23 (OT) (12/29/08)
55,677 #21 Iowa 27, Texas Tech 0 (12/29/96)
55,552 #16 Purdue 33, #24 Oklahoma State 20 (12/30/97)
50,690 Wisconsin 31, No. 14 Colorado 28 (OT) (12/28/02)
45,716 California 37, Iowa 3 (12/31/93)
44,106 #24 Washington State 10, Baylor 3 (12/31/94)

MOST VALUABLE PLAYERS:

2008 JEREMY MACLIN , WR, Missouri (Offense) SEAN WEATHERSPOON , LB, Missouri (Defense)
2007 RODNEY KINLAW , RB, Penn State (Offense) SEAN LEE , LB, Penn State (Defense)
2006 COLT MCCOY , QB, Texas (Offense) AARON ROSS , DB, Texas (Defense)
2005 CORY ROSS , RB, Nebraska (Offense) LEON HALL , CB, Michigan (Defense)
2004 TED GINN, JR. , WR, Ohio State (Offense) SIMON FRASER , DE, Ohio State (Defense)
2003 JAMMAL LORD , QB, Nebraska (Offense) TREVOR JOHNSON , DE, Nebraska (Defense)
2002 BROOKS BOLLINGER , QB, Wisconsin (Offense) JEFF MACK , LB, Wisconsin (Defense)
2001 AARON GREVING , RB, Iowa (Offense) DERRICK PICKENS , DL, Iowa (Defense)
2000 DAN ALEXANDER , RB, Nebraska (Offense) KYLE VANDEN BOSCH , DE, Nebraska (Defense)
1999 RASHARD CASEY , QB, Penn State (Offense) LAVAR ARRINGTON , LB, Penn State (Defense)
1998 DREW BREES , QB, Purdue (Offense) ROSEVELT COLVIN , DE, Purdue (Defense)
1997 BILLY DIKEN , QB, Purdue (Offense) ADRAIN BEASLEY , SS, Purdue (Defense)
1996 SEDRICK SHAW , RB, Iowa (Offense) JARED DEVRIES , DL, Iowa (Defense)
1995 KYLE BRYANT , PK, Texas A&M (Offense) KEITH MITCHELL , LB, Texas A&M (Defense)
1994 CHAD DAVIS , QB, Washington State (Offense) RON CHILDS , LB, Washington State (Defense)
1993 DAVE BARR , QB, California (Offense) JERROTT WILLARD , LB, California (Defense)

GENERAL INFO

MEDIA

SAN ANTONIO

EVENTS

MICHIGAN STATE

TEXAS TECH

BOWL HISTORY

BOWL RECORDS