



TABLE OF CONTENTS

2014-2015 Bowl Schedule.....	2
Bowl Partners.....	3
Alamodome & Attendance Records.....	4-5
Game Notes.....	6-9
Media Schedule.....	10-11
Media Information.....	12-14
Alamodome & Media Hotel Map.....	15-16
Big 12 Conference.....	17
TCU.....	18
TCU Roster.....	19-21
TCU Pronunciation Guide.....	19
TCU Coaching Staff.....	22-23
TCU Game Recaps.....	24-27
Pac-12 Conference.....	28
University of Oregon.....	29
Oregon Coaching Staff.....	30-31
Oregon Roster.....	32-34
Oregon Pronunciation Guide.....	32
Oregon Game Recaps.....	35-38
Serving Our Community.....	39
Past Bowl Game Recaps.....	40-52
Valero Alamo Bowl Individual Records.....	53-55
Valero Alamo Bowl Team Records.....	53-55
All-Time Attendance & MVPs.....	53-55
Bowl Awards & TV Ratings.....	53-55

Credits:

The Valero Alamo Bowl Media Guide is a production of the Valero Alamo Bowl office. We would like to thank the Oregon and TCU Communications Departments along with the Pac-12 and Big 12 Conference offices for their contributions to this year's media guide.

Information

Media Hotel/Headquarters:

Marriott Riverwalk
889 East Market St.
San Antonio, Texas
(210) 224-4555

Headquarters Phone: (210) 299-6586
-Open 10:00 a.m. - 6:00 p.m.

Alamodome Press Box: (210) 704-6200
-Game Day only

Alamodome Press Box Fax: (210) 704-6201

Press Box Coordinator: Adam Rauch

Headquarters Coordinator: Albert Motz

Oregon Contact

Team Hotel:

Marriott Rivercenter
101 S. Bowie St.
San Antonio, TX 78205
(210) 223-1000

Contact:

Dave Williford
Director of Football Communications
diw@uoregon.edu

TCU Contact

Team Hotel:

Hyatt Regency
123 Losoya St.
San Antonio, TX 78205
(210)222-1234

Contact:

Mark Cohen
Media Relations Director
m.cohen@tcu.edu



2015-2016 Bowl Schedule

Bowl Game	Date	Time (CST)	Television	Teams
Gildan New Mexico Bowl	Dec. 19	1:00 p.m.	ESPN	Arizona vs. New Mexico
Royal Purple Las Vegas Bowl	Dec. 19	2:30 p.m.	ESPN	BYU vs. Utah
Raycom Media Camellia Bowl	Dec. 19	4:30 p.m.	ABC	Ohio vs. Appalachian State
AutoNation Cure Bowl	Dec. 19	6:00 p.m.	ESPN	San Jose State vs. Georgia State
R+L Carriers New Orleans Bowl	Dec. 19	8:00 p.m.	ESPN	Arkansas State vs. Louisiana Tech
Miami Beach Bowl	Dec. 21	1:30 p.m.	ESPN	Western Kentucky vs. South Florida
Famous Idaho Potato Bowl	Dec. 22	2:30 p.m.	ESPN	Akron vs. Utah State
Marmot Boca Raton Bowl	Dec. 22	6:00 p.m.	ESPN	Toldeo vs. Temple
San Diego County CU Poinsettia Bowl	Dec. 23	3:30 p.m.	ESPN	Boise State vs. Northern Illinois
GoDaddy Bowl	Dec. 23	7:00 p.m.	ESPN	Georgia Southern vs. Bowling Green
Popeyes Bahamas Bowl	Dec. 24	11:00 a.m.	ESPN	Middle Tennessee vs. Western Michigan
Hawai'i Bowl	Dec. 24	7:00 p.m.	ESPN	San Diego State vs. Cincinnati
St. Petersburg Bowl	Dec. 26	10:00 a.m.	ESPN	Connecticut vs. Marshall
Hyundai Sun Bowl	Dec. 26	1:00 p.m.	CBS	Miami vs. Washington State
Zaxby's Heart of Dallas Bowl	Dec. 26	1:20 p.m.	ESPN	Washington vs. Southern Miss
New Era Pinstripe Bowl	Dec. 26	2:30 p.m.	ABC	Indiana vs. Duke
Camping World Independence Bowl	Dec. 26	4:45 p.m.	ESPN	Tulsa vs. Virginia Tech
Foster Farms Bowl	Dec. 26	8:15 p.m.	ESPN	UCLA vs. Nebraska
Military Bowl presented by Northrop Grumman	Dec. 28	1:30 p.m.	ESPN	Pittsburgh vs. Navy
Quick Lane Bowl	Dec. 28	4:00 p.m.	ESPN2	Central Michigan vs. Minnesota
Lockheed Martin Armed Forces Bowl	Dec. 29	1:00 p.m.	ESPN	California vs. Air Force
Russell Athletic Bowl	Dec. 29	4:30 p.m.	ESPN	North Carolina vs. Baylor
NOVA Home Loans Arizona Bowl	Dec. 29	6:30 p.m.	Campus Insiders	Nevada vs. Colorado State
AdvoCare V100 Texas Bowl	Dec. 29	8:00 p.m.	ESPN	LSU vs. Texas Tech
Birmingham Bowl	Dec. 30	11:00 a.m.	ESPN	Auburn vs. Memphis
Belk Bowl	Dec. 30	2:30 p.m.	ESPN	North Carolina State vs. Mississippi State
Franklin America Mortgage Music City Bowl	Dec. 30	6:00 p.m.	ESPN	Texas A&M vs. Louisville
National Funding Holiday Bowl	Dec. 30	9:30 p.m.	ESPN	USC vs. Wisconsin
Chick-fil-A Peach Bowl	Dec. 31	11:00 a.m.	ESPN	Houston vs. Florida State
Capital One Orange Bowl	Dec. 31	3:00 p.m.	ESPN	Oklahoma vs. Clemson
Goodyear Cotton Bowl	Dec. 31	7:00 p.m.	ESPN	Michigan State vs. Alabama
Outback Bowl	Jan. 1	11:00 a.m.	ESPN2	Northwestern vs. Tennessee
Buffalo Wild Wings Citrus Bowl	Jan. 1	12:00 p.m.	ABC	Michigan vs. Florida
BattleFrog Fiesta Bowl	Jan. 1	12:00 p.m.	ESPN	Notre Dame vs. Ohio State
Rose Bowl Game	Jan. 1	4:00 p.m.	ESPN	Stanford vs. Iowa
Allstate Sugar Bowl	Jan. 1	7:30 p.m.	ESPN	Oklahoma State vs. Ole Miss
Tax Slayer Bowl	Jan. 2	11:00 a.m.	ESPN	Penn State vs. Georgia
AutoZone Liberty Bowl	Jan. 2	2:20 p.m.	ESPN	Kansas State vs. Arkansas
Valero Alamo Bowl	Jan. 2	5:45 p.m.	ESPN	Oregon vs. TCU
Motel 6 Cactus Bowl	Jan. 2	9:15 p.m.	ESPN	West Virginia vs. Arizona State
CFP National Championship	Jan. 11	7:30 p.m.	ESPN	Cotton winner vs. Orange winner

Bowl Partners

Title Sponsor




Game Sponsors



Patron Sponsors

Alamodome	Marriott Rivercenter/Riverwalk
Allstate	Menger Hotel
American Airlines	Mission Golf Cars
Ancira Enterprises, Inc.	News Radio 1200 WOAI
Anne and Steve Ballantyne	NIKE, Inc.
Bank SNB	Nissan
BDO USA, LLP	NuStar Energy
Big 12 Conference	Pac-12 Conference
Broadway Bank	Paesanos Restaurant Group
Brooks Kieschnick	Pair O Dice
Brown & Ortiz, P.C.	Pape-Dawson Engineers, Inc.
Brusenhan's Sunshine Travel	Pepsi
Bud Light	Primera Partners, L.L.C.
BURY	PrimeSport
C.F.I. Delivery, Ltd	Relmco Inc.
Cactus Power & Light	Republic National Distributing Co.
Catto & Catto LLP	Rex Goliath Wines
CB Supply	Rio Bank
Central Builders, Inc.	Rio San Antonio Cruises
CHRISTUS Santa Rosa Health System	Ryan Sanders Baseball
CiCi's Pizza	San Antonio Business Journal
Clear Channel Outdoor	San Antonio Convention and Visitors Bureau
Corporate Travel Planners	Sarma
Covenant Multifamily Offices, LLC	SeaWorld San Antonio
CPS Energy	Security Service Federal Credit Union
CTWP	Security Service Federal Credit Union
CU Direct	Shining Star Ranch - Shining Star ENERGY
Daisy Charters	Sigma Solutions, A Pivot Company
Dave & Buster's	Soundcheck Technologies
Dave Campbell's Texas Football	South Texas Radiology Imaging Centers
Dittmar Lumber Corporation	Sports Medicine Associates of San Antonio
Dixie Flag Manufacturing Company	SWBC
DNT Construction, LLC	Taurean
DSSW/LifeSpan/CDS of TX	TCU
Dugas Diversified Developments LC	Teresa and David R. Schmidt, M.D.
eEmployers Solutions, Inc.	Terracon
Elegant Limousine and Charter	Texas Capital Bank
Enterprise Rent-A-Car	Texas Mutual Insurance Company
Ernst & Young LLP	The Bank of San Antonio
ESPN	The Club at Sonterra
First American Title National Commercial Services	The NRP Group
Fleming's Prime Steakhouse & Wine Bar	The Original Rudy's Bar-B-Q
Frost	The Republic of Texas Restaurant
Frost Bank	Ticket 760
GEICO	TicketCity
Genesis Networks Telecom Services	Time Warner Cable Media
George Becknell	Tito's Handmade Vodka
George C. "Tim" Hixon	Touchstone Communities
Grand Hyatt San Antonio	Travis Commercial
Grande Communications	Uber
Hard Rock Café	University of Oregon
H-E-B	University Sports Publications
Hill Country Toxicology	Valero
Hyatt Regency San Antonio	Vulcan Materials Company
Hyundai	Ward North American
Ideal Signs	Weaver LLP
Industrial Communications	Wells Fargo
Insco Distributing, Inc.	Wells Fargo Private Bank
Jefferson Cano Allison Barkley, PLLC	Weston Urban/KDC
Kahlig Auto Group	Whataburger
KENS Television	WorldStrides Heritage Performance
KFW Engineers	Yantis Company
Kiolbassa Provision Co.	Zachry Corporation
KPMG LLP	Zachry Holdings, Inc.
Lone Star Capital Bank, NA	

Alamodome



QUICK FACTS

Opened: May, 1993
 Seating Capacity: 65,000
 Square Feet: 1,600,000
 Surface: Astro Turf (2014)
 Valero Alamo Bowls: 23
 NCAA Final Fours: 5 (3 mens, 2 womens)
 NFL Games: 6

Located in downtown San Antonio, the Alamodome is a five-minute walk from the River Walk and its 10,500-plus hotel rooms. Unique because of its design and versatility, the Alamodome has a cable-suspended roof, a retractable seating system and a flexible floor grid.

In November 2014, the NCAA announced the Men's Final Four will return to the Alamodome in April 2018. The 2018 Final Four will coincide with San Antonio's 300-year anniversary and will be San Antonio's fourth Men's Final Four. San Antonio will look to build on the successes of the 1998, 2004 and 2008 national championships.

There will be more than \$40+ million in renovations to the Alamodome in the coming years, such as expanded indoor concourses and north plaza area, new locker rooms,

new high-definition video walls and ribbon boards. In addition to the future improvements to the Alamodome, several projects have recently been completed to enhance functionality of the building including strengthening DAS/WiFi networks throughout the building and installing a new AstroTurf playing surface. The Alamodome also completed renovations on the new 7,580 square foot home-team locker room, complete with 120 lockers, private hydrotherapy room, equipment storage and coaches' offices.

Such improvements allow the Valero Alamo Bowl to stay competitive in the post-season landscape as well as provide enhancements that will help the city bid on additional college football games. Since 2006, the Valero Alamo Bowl has hosted four neutral site games including the East-West Shrine Game, Texas A&M vs. Army, the 2007 Dr. Pepper Big 12 Championship between #1 Missouri and #9 Oklahoma and the inaugural Shamrock Series game between Notre Dame and Washington State on October 31, 2009. The Shamrock Series will return to the Alamodome when Notre Dame plays Army on November 12, 2016.

Alamdome Attendance Records

Top 5 All-Time Alamodome Crowds

73,086	George Strait Concert	June 1, 2013	
66,835	South Texas Billy Graham Crusade	April 3, 1997	
66,166	Valero Alamo Bowl	December 29, 2007	Penn State vs. Texas A&M
65,918	Valero Alamo Bowl	December 30, 2013	Oregon vs. Texas
65,875	Alamo Bowl	December 30, 2006	Texas vs. Iowa

All-Time Alamo Bowl Attendance

66,166	Valero Alamo Bowl	December 29, 2007	(Penn State vs. Texas A&M)
65,918	Valero Alamo Bowl	December 30, 2013	(Oregon vs. Texas)
65,875	Alamo Bowl	December 30, 2006	(Texas vs. Iowa)
65,380	SYLVANIA Alamo Bowl	December 28, 1999	(Penn State vs. Texas A&M)
65,277	Valero Alamo Bowl	December 29, 2012	(Texas vs. Oregon State)
65,265	MasterCard Alamo Bowl	December 29, 2004	(Ohio State vs. Oklahoma State)
65,256	Valero Alamo Bowl	December 29, 2011	(Baylor vs. Washington)
65,232	SYLVANIA Alamo Bowl	December 29, 2001	(Texas Tech vs. Iowa)
64,757	Valero Alamo Bowl	January 2, 2010	(Michigan State vs. Texas Tech)
64,597	Builders Square Alamo Bowl	December 28, 1995	(Michigan vs. Texas A&M)
62,016	MasterCard Alamo Bowl	December 28, 2005	(Michigan vs. Nebraska)
60,780	Builders Square Alamo Bowl	December 29, 1998	(Kansas State vs. Purdue)
60,517	Valero Alamo Bowl	January 2, 2015	(Kansas State vs. UCLA)
60,028	SYLVANIA Alamo Bowl	December 30, 2000	(Nebraska vs. Northwestern)
57,595	Valero Alamo Bowl	December 29, 2010	(Arizona vs. Oklahoma State)
56,229	MasterCard Alamo Bowl	December 29, 2003	(Nebraska vs. Michigan State)
55,986	Valero Alamo Bowl	December 29, 2008	(Missouri vs. Northwestern)
55,677	Builders Square Alamo Bowl	December. 29, 1996	(Texas Tech vs. Iowa)
55,552	Builders Square Alamo Bowl	December 30, 1997	(Oklahoma State vs. Purdue)
50,690	MasterCard Alamo Bowl	December 28, 2002	(Wisconsin. vs. Colorado)
45,716	Builders Square Alamo Bowl	December 31, 1993	(California vs. Iowa)



Roadrunnin'

In addition to housing the Valero Alamo Bowl each year, the Alamodome also plays host as UTSA's football stadium.



Game Notes

Oregon vs. TCU

Oregon and TCU's only meetings took place in 1977 and 1978. Oregon won the first meeting in Ft. Worth 29-24 and TCU won the second meeting in Oregon 14-10.

In the 1977 game, Oregon cornerback Kenny Bryant returned an interception 97 yards for a touchdown in the fourth quarter for a 24-3 lead. Bryant never actually reached the end zone but was credited with the score after TCU linebacker Steve Barker came off the bench to tackle him at midfield. The win was the first career win for Oregon's new head coach at the time, Rich Brooks.

Oregon and TCU averaged a total of almost 85 combined points this season (Oregon – 43.2, TCU – 41.7). The most combined points scored in Alamo Bowl history is 123 (Baylor vs. Washington, 2011).

Two potential offensive difference makers in this year's Valero Alamo Bowl are transfer students. Oregon quarterback Vernon Adams, Jr. transferred this past year from Eastern Washington and TCU running back Aaron Green transferred from Nebraska following the 2011-2012 season.

Head Coaches

Mark Helfrich - Oregon

In three seasons as Head Coach, Mark Helfrich has guided the Oregon Ducks to three consecutive bowl games. Helfrich also led his team to the College Football Playoff National Championship last season.

Helfrich is 33-7 as Head Coach at Oregon.

Gary Patterson - TCU

Gary Patterson is 4-0 as a Head Coach vs. Pac-12 opponents. TCU's last game vs. a Pac-12 team was a 30-21 win over No. 24 Oregon State in 2010.

Head Coach Gary Patterson was hired to be a coach on the staff of the PSFL's (Professional Spring Football League) Oregon Lightning Bolts in 1992. Unfortunately, the league folded prior to its inaugural season.

Conversation Starters

Oregon freshman defensive back Sean Killpatrick and TCU senior defensive Devin Killpatrick are brothers. The Killpatricks grew up in Pearland, Texas and both wear #31.

TCU last played in San Antonio in 1952, a 47-0 win against Trinity University. The Horned Frogs are 16-4-3 against Trinity dating back to 1901. Their first matchup, at TCU, was a 0-0 tie. TCU's all-time record in San Antonio is 10-1-1 (all games vs. Trinity).

Game Notes

Oregon Notes

- The Ducks finished the regular season 9-3 (7-2 Pac-12), winning their final six games. Oregon has won nine or more games in nine consecutive seasons.
- Oregon's last game in San Antonio was a 30-7 win vs. Texas in 2013 Valero Alamo Bowl, former Texas Head Coach Mack Brown's final game. Brown is an ESPN analyst for this year's Valero Alamo Bowl.
- Oregon will be appearing in their 11th consecutive bowl game and third under Helfrich.
- Oregon Outside Linebackers Coach Erik Chinander played as an offensive linemen in the 2001 SYLVANIA Alamo Bowl with Iowa, a 19-16 win over Texas Tech.
- Quarterback Vernon Adams Jr. leads the country with a 179.6 passer rating and threw for a combined 11 touchdowns and one interception over the course of the Ducks' final three games, all of them wins. Former Washington quarterback Keith Price (2011, vs. Baylor) holds the Alamo Bowl record for touchdown passes (4) and passing yards (438). Former Washington State quarterback Chad Davis' (1994, vs. Baylor) 77.1% completion percentage (27-35 attempts) is tops in Alamo Bowl history.
- Only one player in the FBS amassed 100 yards or more from scrimmage in every game this season: Oregon running back Royce Freeman.
- Oregon led the Pac-12 in rushing first downs with 164 and was second in the conference in total first downs with 313, just one less than California. Oregon also led the Pac-12 in scoring offense (43.2 avg.), touchdowns (66), total offense (548.2 avg.), total offense yards (6,578), yards per carry (6.1 avg.), and passing yards per completion (14.5 avg.).
- Oregon is one of two FBS programs to have 30+ touchdown passes in every season this decade (Texas Tech) and one of two FBS programs to have 30+ rushing touchdowns in every season since 2008 (Georgia Tech).
- Oregon sophomore cornerback Arrion Springs, a product of Roosevelt High School, is the only player on the roster from San Antonio. He last played in the Alamodome during his little league football championship game. Springs is tied for the Pac-12 lead in passes defended (13).
- Senior defensive end DeForest Buckner was named this year's Pac-12 Defensive Player of the Year and won the 2015 Morris Trophy. He finished the regular season second in the conference with 9.5 sacks and third in the conference with 16 tackles for loss. He is second on the team in tackles with 76, only trailing linebacker Joe Walker (82).
- Buckner became just the second Oregon Duck to win the Pat Tillman Defensive Player of the Year Award and the first Duck to win the award outright. (Haloti Ngata was a co-winner in 2005).
- Oregon led the Pac-12 in kick return yards with 1,336 yards and combined kick return + punt return yards with 1,486 yards. Former Arizona wide receiver Travis Cobb (2010) holds the Alamo Bowl record for kickoff return yards with 179 and former Missouri wide receiver Jeremy Maclin (2008) holds the Alamo Bowl record for punt return yards with 82.
- Aidan Schneider, who was named an AP Third Team All-American, was the most accurate kicker in the Pac-12 this year, converting on 91% (20/22) of his field goal attempts. He also led the conference in scoring with 122 points and 62 extra points converted. Josh Brown (Nebraska, 2000) holds the Alamo Bowl record with 9 PATs converted in a game.
- Oregon has four First Team All-Pac-12 selections and two Second Team All-Pac 12 selections. Oregon is one of two teams in the Pac-12 (along with Stanford) with different players representing offense, defense and special teams among the First Team All-Pac-12 selections.
- Oregon has led the Pac-12 in rushing each of the past ten seasons.

Game Notes

TCU Notes

- This is TCU's first ever trip to the Valero Alamo Bowl.
- TCU's defense ranks third nationally in forcing an average of 5.6 three-and-outs per game, trailing only Clemson (6.5) & Alabama (6.1).
- TCU has five First Team All-Big 12 selections and three Second Team All-Big 12 selections.
- TCU has four players on its roster from the San Antonio area: Running back Aaron Green (Madison), safety Derrick Kindred (Wagner), linebacker Ty Summers (Reagan) and punter Ethan Perry (Smithson Valley).
- Aaron Green, San Antonio native and Madison High School graduate, will play his final college football game in the same stadium he played his first high school playoff game. Madison lost to Clark High School in that game 28-21 on November 21, 2008.
- The 1,171 yards rushing by Aaron Green this season are the most by a TCU Horned Frog since LaDarian Tomlinson led the nation with 2,158 yards in 2000.

- Trevone Boykin's streak this season of 7 consecutive games with at least 300 yards passing & 40 yards rushing was longest in the nation in the last 20 years. Kliff Kingsbury (Texas Tech, 2001) and Billy Dicken (Purdue, 1997) are the only Alamo Bowl quarterbacks to ever throw for 300+ yards and rush for 40+ yards in the bowl game.
- Trevone Boykin is the only TCU quarterback to ever be nominated as a finalist for the Davey O'Brien Award. O'Brien played at TCU in the 1930s.
- With 5 games on the line (single digits 4th quarter), quarterback Trevone Boykin is 22-of-32 (68.8 percent) for 270 yards with 4 TDs and no interceptions. Seven out of the last nine Valero Alamo Bowls have been decided in the final quarter of the game.
- In the red zone this season, TCU's Trevone Boykin has 17 TD passes, no interceptions and eight rushing TDs.

- Wide Receiver Josh Doctson leads the nation with 132.7 receiving YPG. He is the only player in nation ranked in the top 6 of receiving YPG, receptions per game (7.9) and TDs (14). Former Washington wide receiver Jermaine Kearse set the Alamo Bowl record for receiving yards with 198 in the 2011 Valero Alamo Bowl (Washington lost to Baylor 67-56). Former Kansas State wide receiver Tyler Lockett set the Alamo Bowl record for receptions last year with his 13 catches vs. UCLA.
- TCU's Josh Doctson & 2-time Biletnikoff Award winner Michael Crabtree are the only players in the last 20 years with six straight games of 100 yards receiving and multiple TD grabs. The record for touchdown receptions in Alamo Bowl history is two, a record held by nine players.
- In Big 12 games only, wide receiver Josh Doctson led the conference with 61 catches & 1,001 yards receiving. His 11 TD catches was just 1 shy of the conference high (Corey Coleman – 12).
- TCU's Trevone Boykin and Josh Doctson are the nation's 2nd-most prolific active duo for career TD passes with 26.
- KaVontae Turpin has a TCU freshman record 8 TD catches this season, tied for 2nd nationally for all freshmen. The 8 TDs tie for 6th most in a season in TCU history. TCU ranks 2nd nationally with 105 receptions from freshmen this season. Wide receiver KaVontae Turpin leads the team with 40.

- Kicker Jaden Oberkrom is tied for the Big 12 career record with 75 FGs. He ranks 2nd in Big 12 history with a 73.2% conversion rate from 40 or more yards. Kyle Bryant (Texas A&M, 1995) holds the Alamo Bowl record for field goals in a game with five. Josh Brown (Nebraska, 2000) holds the Alamo Bowl record for longest field goal at 51 yards.

Game Notes

Final Regular Season CFP Poll

1. Clemson	13-0
2. Alabama	12-1
3. Michigan State	12-1
4. Oklahoma	11-1
5. Iowa	12-1
6. Stanford	11-2
7. Ohio State	11-1
8. Notre Dame	10-2
9. Florida State	10-2
10. North Carolina	11-2
11. TCU	10-2
12. Ole Miss	9-3
13. Northwestern	10-2
14. Michigan	9-3
15. Oregon	9-3
16. Oklahoma State	10-2
17. Baylor	9-3
18. Houston	12-1
19. Florida	10-3
20. LSU	8-3
21. Navy	9-2
22. Utah	9-3
23. Tennessee	8-4
24. Temple	10-3
25. USC	8-5

Final Regular Season AP Poll

1. Clemson	13-0
2. Alabama	12-1
3. Michigan State	12-1
4. Oklahoma	11-1
5. Stanford	11-2
6. Iowa	12-2
7. Ohio State	11-1
8. Notre Dame	10-2
9. Florida State	10-2
10. North Carolina	11-2
11. TCU	10-2
12. Northwestern	10-2
13. Oklahoma State	10-2
14. Houston	12-1
15. Oregon	9-3
16. Ole Miss	9-3
17. Michigan	9-3
18. Baylor	9-3
19. Florida	10-3
20. Utah	9-3
21. Navy	9-2
22. LSU	8-3
23. Wisconsin	9-3
24. Temple	10-3
25. Western Kentucky	10-2

Others Receiving Votes: Georgia 67, USC 57, BYU 28, Tennessee 28, San Diego State 22, Arkansas 20, Washington State 20, Memphis 10, Bowling Green 8, South Florida 8, Mississippi State 6, Toledo 4, UCLA 4, Arkansas State 2

Final Regular Season Coaches Poll

1. Clemson	13-0
2. Alabama	12-1
3. Michigan State	12-1
4. Oklahoma	11-1
5. Ohio State	11-1
6. Stanford	11-2
7. Iowa	12-1
8. Florida State	10-2
9. Notre Dame	10-2
10. TCU	10-2
11. North Carolina	11-2
12. Northwestern	10-2
13. Oklahoma State	10-2
14. Oregon	9-3
15. Ole Miss	9-3
16. Houston	12-1
17. Michigan	9-3
18. Florida	10-3
19. Baylor	9-3
20. Utah	9-3
21. LSU	8-3
22. Navy	9-2
23. Wisconsin	9-3
24. Temple	10-3
25. Georgia	9-3

Others Receiving Votes: Western Kentucky 55, USC 51, San Diego State 26, Tennessee 24, UCLA 15, Bowling Green 12, Washington State 12, Memphis 10, Mississippi State 7, BYU 7, Arkansas State 6, Appalachian State 3, Texas A&M, Louisville 2, Pittsburgh 1

ESPN

Dave Flemming: *Play-by-Play Commentator*

Dave Flemming joined ESPN as a play-by-play announcer for the college basketball season in 2010, and since has added select college football games to his responsibilities.

In addition to his ESPN responsibilities, he is in his eighth year as an on-air voice for the San Francisco Giants on KNBR-AM radio broadcasts and is involved in select games on television. Flemming also handles the radio play-by-play duties for Stanford football, and has served as a substitute announcer on Golden State Warriors radio broadcasts.



Mack Brown: *Analyst*

Mack Brown, former National Championship winning coach at Texas, joined ESPN in 2014 as a college football studio analyst on College Football Countdown, and also contributes to halftime and postgame shows for regional and Saturday night national games. Brown was the head coach of the University of Texas Longhorns from 1998-2013, where he won the National Championship in 2005, played for the National Championship against Alabama in 2009, plus won two Big 12 Championships. Prior to that, Brown was the head coach at the University of North Carolina (1988-97), Tulane University (1985-87) and Appalachian State University (1983). He was named ACC Coach of the Year in 1996. He previously held assistant coaching positions at Oklahoma, LSU, Iowa State and Memphis State.



Allison Williams: *Reporter*

Allison Williams joined ESPN in March of 2011. She is currently a reporter, working Friday night college football games and Big Monday college basketball games.

Previous to ESPN, Williams has been a sideline reporter and pregame host for Fox Sports Florida covering the Florida Panthers hockey team since 2008 and the Florida Marlins baseball team since 2010.





Media Schedule

This schedule will be updated as changes occur and notifications will go out through the Bowl mobile app.

Sunday, December 6

4 p.m. – Valero Alamo Bowl Team Announcement at Fleming's Steakhouse in The Quarry. The Head coaches from both teams participated in a 15 minute call with Valero Alamo Bowl President/CEO Derrick Fox. Please view Press Quotes for a transcript and audio is available in our Media Library.

Thursday, December 10

10:00 a.m. – Valero Alamo Bowl Head Coaches Press Conference at The Club at Sonterra. The head coaches met the local media and were available via a conference call for questions and answers. View Press Quotes for a transcript and audio and pictures in our Media Library.

Wednesday, December 16

Noon – Valero Alamo Bowl Scholarship Luncheon at Sunset Station. The 58 winners splitting a bowl record \$450,000 in scholarships were introduced and will be featured at the end of the first quarter of the bowl game on the field. A group picture is available in our Media Library and the list of winners is in Featured News.

Saturday, December 26

5:15 p.m. – Oregon's scheduled team arrival at their hotel (Marriott Rivercenter at 101 Bowie). In addition to b-roll of the official Team Welcome, Head Coach Mark Helfrich, defensive lineman DeForest Buckner and running back Royce Freeman will be available for media interviews. For updates on team arrival, please call Adam Rauch at 713-502-6431 earlier in the afternoon.

Sunday, December 27

10 a.m. – Oregon pre-practice at Alamo Heights High School. Cameras can shoot for 15 minutes, but no interviews until after practice. The school street address is 6900 Broadway (football stadium parking is off of Gaylord Finley/Fair Oaks Road which is along north side of the campus).

Noon – Oregon post-practice availability at Alamo Heights High School. Requests for Oregon assistant coaches and players must be submitted to David Williford, Director of Football Communications (text 541-729-6801 or e-mail diw@uoregon.edu). Only players/coaches requested 24 hours in advance will be available during either post-practice media availability. Players/coaches participating in the Valero Alamo Bowl Press Conferences will not be available at either of Oregon's post-practice media availabilities. In addition, requested players/coaches will be available at only one of the two post-practice media availabilities, not both

Monday, December 28

Oregon practice is closed.

3 p.m. – TCU's scheduled team arrival at their hotel (the Hyatt Regency Riverwalk at 123 Losoya). Since they are busing from Ft. Worth, media interested in covering the arrival can call Adam Rauch at 713-502-6431 earlier in the afternoon for an update. In addition to shooting b-roll of the official Team Welcome, Head Coach Gary Patterson, tailback Aaron Green and safety Derrick Kindred will be available for media interviews. After TCU's arrival, view Press Quotes for a transcript and pictures in our Media Library.

7 p.m. – Oregon Team Night at the San Antonio Spurs vs. Minnesota Timberwolves game at AT&T Center. Requests to cover this game should be made to Kris Davis (kdavis@attcenter.com) in the Spurs Media Relations department.

Tuesday, December 29

11 a.m. – 5 p.m. – Media Headquarters/Credential Pick-up (Marriott Riverwalk, Second Floor, Bonham Room)

11 a.m. – 5 p.m. – Media Workroom (Marriott Riverwalk, Valero Room)

9 a.m. / 2 p.m. – Both teams have scheduled visits to the Center for the Intrepid pending the availability of military personnel rehabbing at the facility. TCU is scheduled for 9 a.m. and Oregon at 2 p.m. There will be no media availability at this event, but still photos will be posted as they are made available via the Valero Alamo Bowl's Media Library.

9 a.m. – Noon – Valero Alamo Bowl "Fight Hunger Challenge" at the San Antonio Food Bank

Noon – TCU at practice at the University of Incarnate Word. Photographers will have access to shoot individual drills, an 10-window after stretching. The best holiday entrance will be via Hildebrand and Interstate 281. From downtown, take 281 north toward the airport and exit Hildebrand. Go through the stop light as you cross over Hildebrand like you are getting back on the highway. There is an entrance on your right that will take you down to the football field. Then, you will exit near the same place at their upper Hildebrand exit and make a right to get back on 281.

1:30 p.m. – Oregon post-practice availability at Alamo Heights High School. Requests for Oregon assistant coaches and players must be submitted to David Williford, Director of Football Communications (text 541-729-6801 or e-mail diw@uoregon.edu) 24 hours in advance. Players/coaches participating in the Valero Alamo Bowl Press Conferences will not be available at either of Oregon's post-practice media availabilities nor will players/coaches that were available post-practice on December 27.

2 p.m. – TCU post-practice availability at University of Incarnate Word with tailback Kyle Hicks and linebacker Travin Howard.

3 p.m. – 4 p.m. – Valero Alamo Bowl Field Painting. Media are welcome to shoot interior shots from the Alamodome field. The turf will be laid out with an inlaid bowl logo, event signage will be up and the Alamodome will be painting the two team endzone. Media should call or text Adam Rauch (713-502-6431) to confirm their attendance and the exact time of the availability in case painting schedules change. Media can park in Lot A and wait at Security for a Bowl staffer to escort them to the field.

Both teams are scheduled to visit SeaWorld San Antonio. However, the media availability will be on December 30 before the park opens as listed on the schedule.

Wednesday, December 30

10 a.m. – 7 p.m. – Media Headquarters/Credential Pick-up (Marriott Riverwalk, Second Floor, Bonham Room)

10 a.m. – 7 p.m. – Media Hospitality Room with lunch scheduled 11:30 a.m. – 1 p.m. (Marriott Riverwalk, Salon E/F)

10 a.m. – 7 p.m. – Media Workroom (Marriott Riverwalk, Valero Room)

9 a.m. – 10:30 a.m. – SeaWorld San Antonio Media Day. Three student-athletes in wet suits from Oregon and TCU will participate in a land and water interaction with the Sea Lions, while a second set of players will ride the Steel Eel Roller Coaster with a camera mounted on the front car. Media are instructed to use the Administration Entrance at SeaWorld (10500 Sea World Drive, San Antonio, TX 78251). Following the event, photos and videos are posted to the Media Library. The park is open to the general public from 1 p.m. – 8 p.m. during Bowl Week (except for Christmas Day). Passes are available for media wanting to go during public hours as supplies last.

4 p.m. – TCU Defense Press Conference: Defensive Co-ordinators DeMontie Cross and Chad Glasgow with defensive end Josh Carraway, safety Denzel Johnson, safety Derrick Kindred and linebacker Ty Summers (Marriott Riverwalk, Salon D, Second Floor)

5 p.m. – Oregon Offense Press Conference: Oregon Wide Receivers Coach Matt Lubick with quarterback Vernon Adams Jr., wide receiver Bralon Addison, running back Royce Freeman and offensive lineman Tyler Johnstone (Marriott Riverwalk, Salon D, Second Floor)

View Press Quotes for a transcript and pictures in our Media Library following both teams' official press conferences.

7:30 p.m. – TCU Team Night at the San Antonio Spurs vs. Phoenix Suns game at AT&T Center. Requests to cover this game should be made to Kris Davis (kdavis@attcenter.com) in the Spurs Media Relations department,

10:00 p.m. – 2:00 a.m. – Media Hospitality Suite – Suite 3004, Marriott Riverwalk.



Media Schedule

Thursday, December 31

7:30 a.m. – FCA Breakfast at the Grand Hyatt Ballroom (600 E. Market). Both teams are invited to attend this event produced by the San Antonio Chapter of FCA. This year's keynote speaker is former Texas A&M and Dallas Cowboys quarterback Stephen McGee.

10 a.m. – 7 p.m. – Media Headquarters/Credential Pick-up (Marriott Riverwalk, Second Floor, Bonham Room)

10 a.m. – 7 p.m. – Media Hospitality Room with lunch scheduled 11 a.m. – 1:30 p.m. (Marriott Riverwalk, Salon E/F)

10 a.m. – 7 p.m. – Media Workroom (Marriott Riverwalk, Valero Room)

2:30 p.m. – Oregon Defense Press Conference: Defensive Coordinator Don Pellum with defensive lineman DeForest Buckner, linebacker Rodney Hardrick, safety Charles Nelson and linebacker Joe Walker (Marriott Riverwalk, Salon D, Second Floor)

3:30 p.m. – TCU Offense Press Conference: Offensive Co-Coordinator Doug Meacham and Sonny Cumbie with quarterback Trevone Boykin, tailback Aaron Green, wide receiver Josh Doctson and offensive tackle Halapoulivaati Vaitai (Marriott Riverwalk, Salon D, Second Floor) View Press Quotes for transcripts and pictures in our Media Library following both teams' official press conferences.

5 p.m. – Rudy's Bar-B-Q Pep Rally at the Arneson River Theatre on the Riverwalk (418 Villita Street). Space is limited so early arrival is encouraged for this one-of-a-kind pep rally. High school bands perform from 4-5 p.m. followed by the teams' cheerleaders. Then at 5 p.m. the school cheerleaders will be on the stage followed by the two head coaches and the Oregon and TCU team captains will speak while the other players will be in front of the stage on river cruisers around 5:20 p.m. Media seating is available in the back left corner of the theatre which is walkable on street level via Alamo Street and Market by turning into La Villita right past the south end of the Hilton Palacio del Rio hotel. To drive, take Commerce to N. Presa and go left behind the theatre via Villita Street. Since fans fill the theatre by 3 p.m., media are advised to set their positions early. View pictures in our Media Library.

6:15 p.m. – After the Pep Rally, the Valero Alamo Bowl will host the Team Fiesta, a private dinner in Villita Assembly Building. Select photos of the various player talent and trivia contests will be made available via the Valero Alamo Bowl's Media Library.

6 p.m. – Midnight – Celebrate San Antonio is the largest New Year's Eve celebration in Texas. This free event draws over 200,000 people to downtown and closes with a midnight fireworks show at the Tower of Americas. Several downtown streets around the team and media hotels will be closed started at 3 p.m.

10:00 p.m. – 2:00 a.m. – Media Hospitality Suite – Suite 3004, Marriott Riverwalk.

Friday, January 1

9 a.m. – 5 p.m. – Media Headquarters/Credential Pick-up (Marriott Riverwalk, Second Floor, Bonham Room)

9 a.m. – 5 p.m. – Media Hospitality Room with lunch scheduled 11:30 a.m. – 1:30 p.m. (Marriott Riverwalk, Salon E/F)

9 a.m. – 5 p.m. – Media Workroom (Marriott Riverwalk, Valero Room)

11 a.m. – Head Coaches Press Conferences in Marriott Riverwalk. Oregon Head Coach Mark Helfrich and TCU Head Coach Gary Patterson will answer questions together sitting on the dais. (Salon D, Second Floor) View Press Quotes for a transcript and pictures in our Media Library.

Noon – PrimeSport Kickoff Luncheon (Marriott Rivercenter Grand Ballroom). This 1,400 person event features Head Coaches and captains from Oregon and TCU speaking at the head table along with ESPN talent. Media seating for first 20 requests at the Media Center will be provided tickets. Others filled as space allows. Mult-box in back of the room to capture sound.

10:00 p.m. – 2:00 a.m. – Media Hospitality Suite – Suite 3004, Marriott Riverwalk.

Saturday, January 2

9 a.m. – 3:30 p.m. – Media Headquarters/Credential Pick-up (Marriott Riverwalk, Bonham Room) Media without a car not wanting to make the 10 minute walk to the Alamodome should check in for the latest Media Shuttle information. Credentials will be available for pick-up until 1:30 p.m. when they are transporting to the Alamodome's east entrance.

9 a.m. – 3:30 p.m. – Media Hospitality Room (Salon E/F with lunch scheduled from 11:30 a.m. – 1 p.m.)

9 a.m. – 3:30 p.m. – Media Workroom (Valero Room)

Noon – 5:45 p.m. – Fan Zone (interactive area with games and bands at Sunset Station – one block north of the Alamodome). An estimated crowd of 35,000 fans is expected along with team band walk-throughs between 4 and 5 p.m.

2 p.m. – 5 p.m. – A Media Shuttle will be available on request from the Marriott Riverwalk. Please see the Media Center Check-in for the driver's number to arrange pick-up or to receive a complimentary code to Uber to Lot A of the Alamodome.

2:00 p.m. – end of the first quarter: Alamodome's East Media Entrance (same side as train tracks) and Media Will Call. This entrance is at the 50-yard line and marked with a "Media Entrance" yellow flag. Media needing access to press box and broadcast level should enter here. Pre-credentialed media & photographers can enter through South Loading Dock entrance in Lot A beginning at 9 a.m.

5:50 p.m. – Valero Alamo Bowl Kickoff with a decision to slide 5 minutes later to 5:55 p.m. at the end of third quarter of the Autozone Liberty Bowl.

Post-Game – Head Coaches/Select Players Press Conference (Interview Rooms across from Visiting Team Locker Room). Audio piped into press box. Losing team at dais first followed by winning team.

9:30 p.m. – 12:30 a.m. – A Media Shuttle will be available leaving the Alamodome. Please see the Press Box copy center for the driver's number to arrange pick-up or to receive a complimentary code to Uber from Lot A of the Alamodome back to the media hotel.

11 p.m. – 2 a.m. – Media Hospitality Suite – Suite 3004, Marriott Riverwalk Hotel

Media Information

Media Services

Thank you for your coverage of the 2016 Valero Alamo Bowl. Please let us know if we can assist your efforts at any time leading up to or during the game. The following is a list of guidelines and information that are in place. Please contact the Valero Alamo Bowl communications staff with any questions or concerns.

Adam Rauch (adamr@alamobowl.com) and Rick Hill (rickh@alamobowl.com) serve as the Valero Alamo Bowl communications staff.

Adam Rauch: office- (210) 704-6389, cell- (713) 502-6431
Rick Hill: office- (210) 704-6388, cell- (210) 394-9386

Credentials

Media Credentials- Credentials will be available at the media headquarters and will not be mailed. Individuals may claim all passes issued to his/her media organization. Lost or stolen media credentials will not be replaced. All media credentials remain property of the Bowl and must be surrendered upon request.

Photo Credentials- “Photo” credentials for sideline photographers will be issued under the following guidelines:

- Photo credentials must be worn in plain sight at all times.
- Anyone wearing a photo credential must be actively shooting game action to remain on the field
- Photographers are permitted on either sideline or end zone behind the 6-foot restraining line around the field, but not within the TEAM BENCH AREA (inside the 25-yard lines) at any time. NO EXCEPTIONS. Persons in violation of this policy will be required to surrender their credential and leave the stadium.
- Television stations will be allowed to film from the sidelines during the game. However, the Valero Alamo Bowl’s contract with ESPN prohibits the use of game highlights on local newscasts prior to the completion of the game. A distribution amp will also be provided adjacent to ESPN’s production truck in the loading dock area of the Alamodome for use by television stations wanting game highlights.
- Credentials will not be issued to TV assistants or “grips”.

Media Will Call- Credentials not claimed at the media headquarters on the second floor of the Marriott Riverwalk will be transferred to the East Plaza Entrance of the Alamodome at 2:00 p.m. on game day. A media Will Call table will be located inside the East Plaza Entrance, with the media elevators and stairwell located adjacent to the Will Call table.

ESPN/Valero Alamo Bowl TV Station Policy

- Television stations will be allowed to film from the sidelines during the game, however, the Valero Alamo Bowl’s contract with ESPN prohibits the use of game highlights on local newscasts prior to the completion of the game.
- Television stand-up reporters will not be permitted on the sideline during the game. All reporters will be seated in the press box or auxiliary seating area. With five (5) minutes remaining in the game, media will be allowed access to the field.
- Beginning a half-hour prior to kickoff until ESPN is off the air, there will be absolutely no live telecasts or transmissions from inside the Alamodome. Live shots can be originated at any time from outside the Alamodome.
- Microwave transmissions are not permitted within the Alamodome. All satellite dishes and/or ENG trucks must be positioned outside the Alamodome in the designated area located southwest of the building.

Post-Game Field Access

The quickest and easiest way to get to the field and locker rooms from the press box is via an internal stairwell that is adjacent to the East elevators. Directional signage will be posted. Media can access the field and the post-game interview room by taking the Alamodome East elevators outside the press box to level 1 and making a left toward the locker rooms.

Live Stats

The Alamodome press box has wireless connections and media can access live stats through <http://www.alamo.statbroadcast.com>. Wireless Internet codes will be available when you arrive at the press box as well as in the photographer’s work room.

For access to pictures, audio or quotes throughout bowl week, visit www.alamobowl.com and look for the media tab at the top of the page. From there, click the “Media Library” drop-down link that is provided.

Statistics Services

The Valero Alamo Bowl will provide game stats after each quarter. Following the game, a PDF of the official stats will be on the bowl’s home page and will be e-mailed upon request to the address provided on the credential.

Most Outstanding Players

The Outstanding Offensive and Defensive Player for the Valero Alamo Bowl will be named through online media voting. Visit alamo.statbroadcast.com during the second half, then click on the link on the right-hand side to place your vote.

Media Information

PRESSPASS MOBILE APP

Download the “PressPass Mobile” App to receive media-related notifications and information throughout the week. Please refer to the PressPass Mobile app download e-mail you received for login information.

ACCOMMODATIONS

The San Antonio Marriott Riverwalk Hotel will serve as the official media hotel for the Valero Alamo Bowl and will house the evening media hospitality room and overnight accommodations. The Marriott Riverwalk will host several press conferences, while the adjoining Marriott Rivercenter will host several bowl events.

MEDIA HOTEL RATES

Room rates for the Valero Alamo Bowl media are \$145 plus tax and will include in-room wireless internet. These rates are only valid from Dec. 27 - Jan. 3, 2015. All media rooms must be booked through the bowl office with the online credential form. The Marriott Riverwalk will not accept room reservations directly from media members. Please note that the bowl will not assign rooms until after December 20, so the hotel will not have a record of your name until that date.

PRACTICE SITES

Team practice sites will be at the University of the Incarnate Word and Alamo Heights High School. Both are a short drive north on 281 highway from Downtown. TCU will practice at the University of Incarnate Word and Oregon will practice at Alamo Heights High School. Media availability at practice is listed on the media schedule. Requests outside of what is on the official schedule should be made via SID at each representative school.

COACH & PLAYER INTERVIEWS

All interviews with coaches and/or players must be cleared through each school's sports information director. To aid the media in its coverage of the Valero Alamo Bowl, press conferences with coaches and players are scheduled throughout Bowl Week at the Marriott Riverwalk. Please consult your media schedule for exact times and locations. If you require specific interview needs, please work through each school's Sports Information Director.

POST-GAME INTERVIEWS

Coaches and/or select players will be available to the media following the conclusion of the game. The winning team will remain on the field for the post game trophy presentation while the losing team will begin their press conference. The interview room is located directly across from the visitor's locker room. If you have a question regarding the post-game interview procedures, please contact each school's Sports Information Director directly. Only media with proper credentials will be admitted to the interview rooms. Admission to each school's locker room will be granted strictly in accordance with each school's post-game interview policy.

PHOTO WORKROOM & MULT-BOX

Ethernet cords are available to be shared on a first-come, first-serve basis. A mult-box at mic level will be provided for electronic media at press conferences conducted at the Alamodome. Radio stations need to provide cassette recorders with any combination of mini, alligator clips or RCA cables. TV crews will require normal XLR plugs.

Please contact Jason Bippert at the Alamodome (210-207-3629, jason.bippert@alamodome.com) with any questions.

PRESS BOX TELEPHONE & INTERNET ACCESS

Wireless service is provided free of charge in the Alamodome but users must register in the press box or photo workroom to receive a login name and password. Two (2) telephones are available in the Alamodome press box on a first-come, first-served basis for third party, collect and credit card calls only. Media requiring a telephone or internet connection for exclusive use must order directly from Jason Bippert at the Alamodome at (210) 207-3629 at least two weeks prior to game day.

MEDIA HOSPITALITY

A number of media functions are scheduled during Bowl Week. Please consult your media event schedule for specific dates, times and locations. A hospitality room will be open daily in Salon E/F beginning December 30 with food and drinks around press conference times. An evening hospitality suite will be located in Suite 3004 at the San Antonio Marriott Riverwalk Hotel. The suite's hours of operation are posted on the media schedule.

Media Information

AIRPORT TO MEDIA HOTEL

Take Highway 281 South, which will turn into Interstate Highway 37 South, heading toward Corpus Christi. Exit at Commerce Street/The Alamo exit and turn right on Commerce. Proceed west on Commerce one block to Bowie Street, Marriott Riverwalk will be on the southwest corner. Approximate drive time: 11 minutes.

PARKING & MEDIA SHUTTLE

A limited number of Alamodome parking passes for media covering the Valero Alamo Bowl are available. Media, especially those staying in the media hotel, are urged to take the 10 minute walk to the Alamodome or utilize the shuttle service provided from the San Antonio Marriott Rivercenter Hotel to the Alamodome. On Gameday the media shuttle service begins at 2 p.m. Media, especially those staying in the media hotel, are encouraged to use the shuttle service or walk. The media hotel is a 10-minute walk to the stadium. A shuttle will be on call to take media and back and forth from the Marriott Riverwalk on game day. Check with Media Headquarters for information on requesting a pickup. Additionally, a limited number of Uber credits are also available at Media Headquarters.

TV ENG TRUCK PARKING

Parking space for TV ENG trucks at the Alamodome, located in the southwest corner of the parking lot, is extremely limited. Please contact Jason Bippert at the Alamodome (210-207-3629) as soon as possible concerning a parking location

GENERAL NOTES

- All official press conferences will be at the Marriott Riverwalk unless otherwise noted.
- Oregon will practice at Alamo Heights High School. TCU will practice at the University of the Incarnate Word.
- The Alamodome is an alternate practice site during inclement weather.
- The Marriott Riverwalk Hotel (next to the Marriott Rivercenter Hotel) is the official media hotel. The Media Headquarters are on the second floor at the Marriott Riverwalk Hotel. The headquarters number is 210-299-6586 during posted hours or you can reach Valero Alamo Bowl Media Relations Coordinator Adam Rauch by cell at 713.502.6431.

ONLINE

www.alamobowl.com/media/

The official website of the Valero Alamo Bowl is home to all the information you need. Media schedules, credential information, quotes, logos and the media library. The media library houses still photos and video and audio files.

CONNECT WITH THE VALERO ALAMO BOWL USING [#alamobowl](#)



@valeroalamobowl

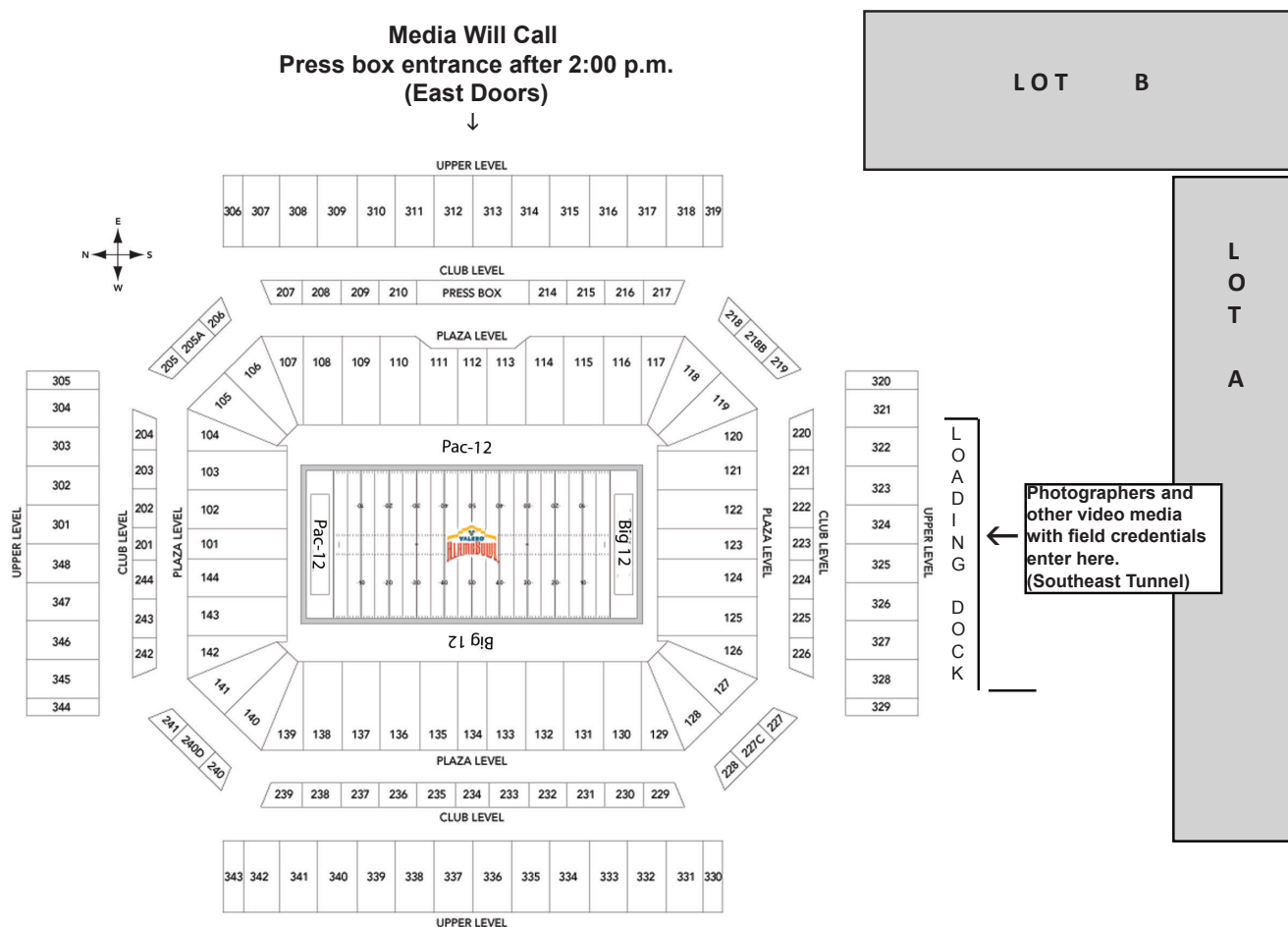


@valeroalamobowl

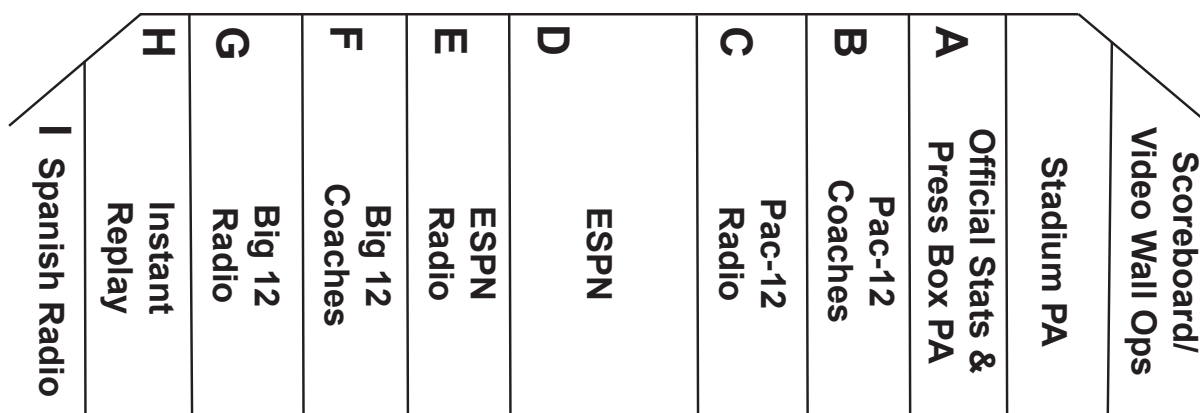


facebook.com/valeroalamobowl

Alamodome Map



ALAMODOME BROADCAST BOOTHS LEVEL 4 - USE EAST ELEVATOR

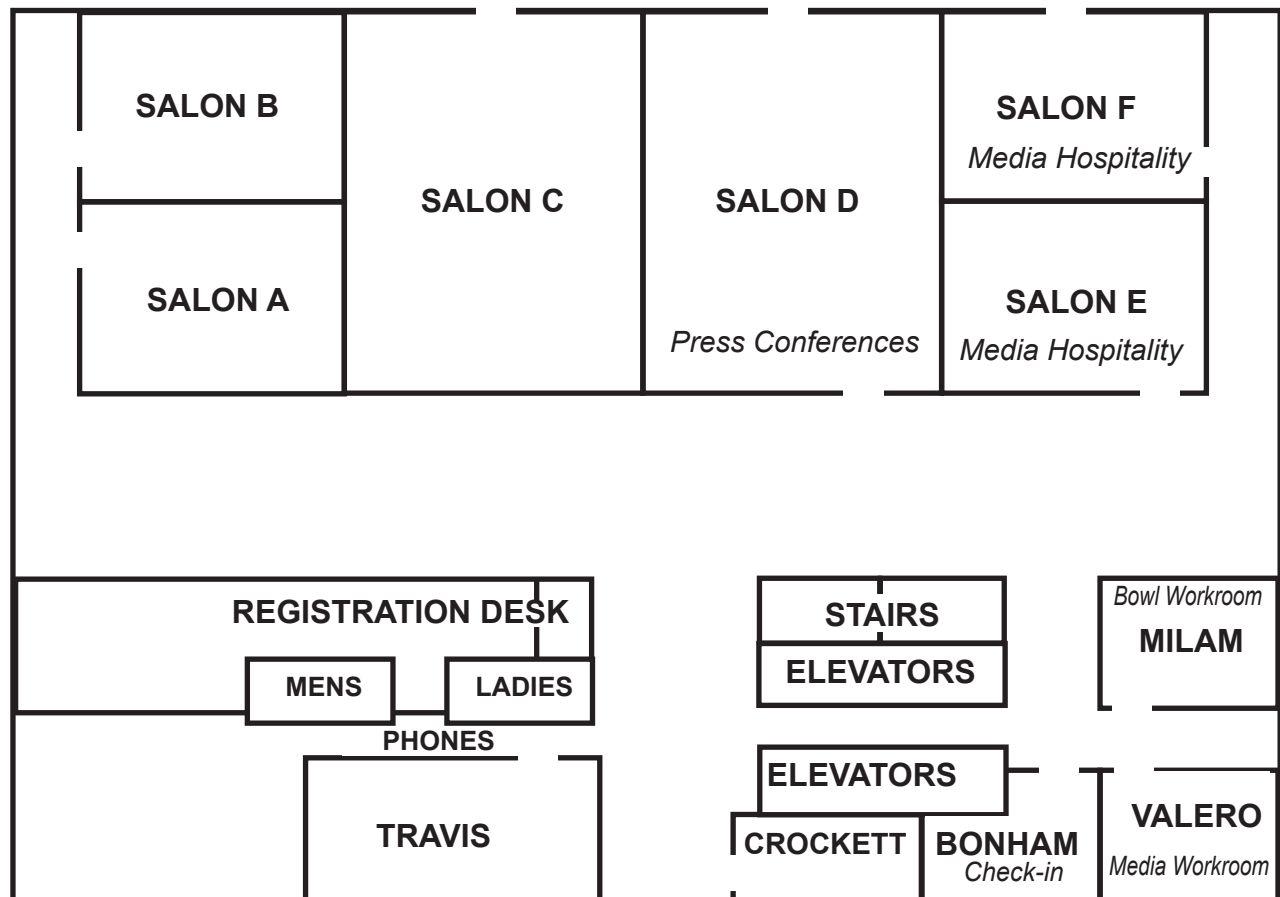


STAIRS TO WRITERS LEVEL
↓

Media Hotel

All official press conferences will be held on the second floor of the Marriott Riverwalk Hotel (889 E. Market St.) unless otherwise noted.

MARRIOTT RIVERWALK SECOND FLOOR



SECOND FLOOR MEETING ROOMS

Credential Pick-Up & Media Check-In	Bonham
Press Conferences	Salon D
Media Hospitality	Salon E/F
Media Workroom	Valero
Evening Hospitality Suite	Room 3004 (30th Floor)
Valero Alamo Bowl Workroom	Milam

Big 12 Conference

1st Team All-Big 12 Selections

Offense

QB - Baker Mayfield, Oklahoma
 RB - Samaje Perine, Oklahoma
 RB - DeAndre Washington, Texas Tech
 FB - Winston Demel, Kansas State
 WR - Corey Coleman, Baylor
 WR - Sterling Shepard, Oklahoma
WR - Josh Doctson, TCU
 TE - Blake Jarwin, Oklahoma State
 OL - Spencer Drango, Baylor
 OL - Cody Whitehair, Kansas State
 OL - Ty Darlington, Oklahoma
 OL - Nila Kasitati, Oklahoma
OL - Joey Hunt, TCU
 OL - La'Raven Clark, Texas Tech

Defense

DL - Andrew Billings, Baylor
 DL - Charles Tapper, Oklahoma
 DL - Emmanuel Ogbah, Oklahoma State
DL - Davion Pierson, TCU
DL - Josh Carraway, TCU
 LB - Dominique Alexander, Oklahoma
 LB - Eric Striker, Oklahoma
 LB - Nick Kiatkewski, West Virginia
 DB - Xavien Howard, Baylor
 DB - Zack Sanchez, Oklahoma
 DB - Kevin Peterson, Oklahoma State
DB - Derrick Kindred, TCU
 DB - Daryl Worley, West Virginia

Special Teams

K - Jack Cantele, Kansas State
 P - Nick O'Toole, West Virginia
 KR/PR - Morgan Burns, Kansas State



BIG 12 CONFERENCE

2nd Team All-Big 12 Selections

Offense

QB - Trevone Boykin, TCU
 RB - Shock Linwood, Baylor
 RB - Wendell Smallwood, West Virginia
 FB - Alex De La Torre, Texas
 WR - KD Cannon, Baylor
 WR - James Washington, Oklahoma State
 WR - Jakeem Grant, Texas Tech
 TE - Mark Andrews, Oklahoma
 OL - Jarell Broxton, Baylor
 OL - Kyle Fuller, Baylor
 OL - Jamison Lalk, Iowa State
OL - Halapoulivaati Vaitai, TCU
 OL - Tyler Orlosky, West Virginia

Defense

DL - Shawn Oakman, Baylor
 DL - Dale Pierson, Iowa State
 DL - Travis Britz, Kansas State
 DL - Charles Walker, Oklahoma
 DL - Jimmy Bean, Oklahoma State
 LB - Peter Jinkens, Texas
 LB - Elijah Lee, Kansas State
 LB - Jordan Evans, Oklahoma
 DB - Fish Smithson, Kansas
 DB - Ahmad Thomas, Oklahoma
 DB - Jordan Thomas, Oklahoma
 DB - Jordan Sterns, Oklahoma State
 DB - KJ Dillon, West Virginia

Special Teams

K - Jaden Oberkrom, TCU
 P - Austin Seibert, Oklahoma
 KR/PR - Jakeem Grant, Texas Tech

Final Conference Standings

SCHOOL	CONF. RECORD	OVERALL RECORD
1. Oklahoma	8-1	11-1
2. Oklahoma State	7-2	10-2
3. TCU	7-2	10-2
4. Baylor	6-3	9-3
5. Texas Tech	4-5	7-5
6. West Virginia	4-5	7-5
7. Texas	4-5	5-7
8. Kansas State	3-6	6-6
9. Iowa State	2-7	3-9
10. Kansas	0-9	0-12

Conference Postseason Awards

Offensive Player of the Year - Baker Mayfield, QB, Oklahoma
 Co-Defensive Players of the Year - Andrew Billings, DT, Baylor and Emmanuel Ogbah, DE, Oklahoma State
 Offensive Freshman of the Year - Mike Warren, RB, Iowa State
 Defensive Freshman of the Year - Malik Jefferson, LB, Texas
 Special Teams Player of the Year - Morgan Burns, KR/PR, Kansas State
 Offensive Newcomer of the Year - Dede Westbrook, WR, Oklahoma
 Defensive Newcomer of the Year - Demond Tucker, DL, Iowa State

Texas Christian University

TCU Quick Facts

Location: Ft. Worth, Texas
 Founded: 1873
 First Football Season: 1896
 Enrollment: 10,323
 Mascot: Horned Frogs
 Colors: Purple and White
 Chancellor: Dr. Victor Boschini
 Athletic Director: Chris Del Conte
 Stadium: Amon G. Carter Stadium (45,000)
 Playing Surface: Natural Grass
 Athletic Website: www.gofrogs.com



Social Media Handles

Twitter: @TCUFootball, @TCUAthletics
 Instagram: @tcu.football
 Facebook: facebook.com/TCUFootball
 Hashtags: #GoFrogs #FrogFam #ProveThemRight

2015 Schedule & Results (10-2)

Sept 3	at Minnestoa	W 23-17
Sept 12	vs. Stephen F. Austin	W 70-7
Sept 19	vs. SMU	W 56-37
Sept 26	at Texas Tech	W 55-52
Oct 3	vs. Texas	W 50-7
Oct 10	at Kansas State	W 52-45
Oct 17	at Iowa State	W 45-21
Oct 29	vs. West Virginia	W 40-10
Nov 7	at #14 Oklahoma State	L 49-29
Nov 14	vs. Kansas	W 23-17
Nov 21	at #7 Oklahoma	L 30-29
Nov 27	vs. #7 Baylor	W 28-21 2/OT



All-Time Bowl Results:

1936 Sugar Bowl: TCU 3, LSU 2
 1937 Cotton Bowl: TCU 16, Marquette 6
 1939 Sugar Bowl: TCU 15, Carnegie Tech 7
 1942 Orange Bowl: Georgia 40, TCU 26
 1945 Cotton Bowl: Oklahoma A&M 34, TCU 0
 1948 Delta Bowl: Ole Miss 13, TCU 9
 1952 Cotton Bowl: Kentucky 20, TCU 7
 1956 Cotton Bowl: Ole Miss 14, TCU 13
 1957 Cotton Bowl: TCU 28, Syracuse 27
 1959 Cotton Bowl: Air Force 0, TCU 0
 1959 Bluebonnet Bowl: Clemson 23, TCU 7
 1965 Sun Bowl: Texas Western 13, TCU 12
 1984 Bluebonnet Bowl: West Virginia 31, TCU 14
 1994 Independence Bowl: Virginia 20, TCU 10
 1998 Sun Bowl: TCU 28, USC 19
 1999 Mobile Alabama Bowl: TCU 28, East Carolina 14
 2000 Mobile Alabama Bowl: Southern Miss 28, TCU 21
 2001 Galleryfurniture.com Bowl: Texas A&M 28, TCU 9
 2002 AXA Liberty Bowl: TCU 17, Colorado State 3
 2003 PlainsCapital Fort Worth Bowl: Boise State 34, TCU 31
 2005 Ev1.net Houston Bowl: TCU 27, Iowa State 24
 2006 San Diego County Credit Union Poinsettia Bowl: TCU 37, Northern Illinois 7
 2007 Texas Bowl: TCU 20, Houston 13
 2008 San Diego County Credit Union Poinsettia Bowl: TCU 17, Boise State 16
 2010 Fiesta Bowl: Boise State 17, TCU 10
 2011 Rose Bowl: TCU 21, Wisconsin 19
 2011 San Diego County Credit Union Poinsettia Bowl: TCU 31, Louisiana Tech 24
 2012 Buffalo Wild Wings Bowl: Michigan State 17, TCU 16
 2014 Chick-Fil-A Peach Bowl: TCU 42, Ole Miss 3

Players To Watch

Trevone Boykin, QB: Trevone Boykin's streak this season of seven consecutive games with at least 300 yds passing and 40 yards rushing was the longest in the nation over the last 20 years.

Aaron Green, RB: A San Antonio native, Green's 1,171 yards rushing yards are the most by a TCU Horned Frog in a season since LaDarian Tomlinson led the nation with 2,158 yards in 2000.

Josh Carraway, DE: A First Team All-Big 12 selection, Carraway led the Frogs in sacks this year with seven.

TCU Roster (Numerical)

NO	NAME	POS	NO	NAME	POS	TCU Pronunciation Guide	
1	Emanuel Porter	WR	43#	Davis Devereaux	LB	TREVONE Boykin	TRUH-von
2#	Trevone Boykin	QB	44	Paul Whitmill	FB	AVIANTE Collins	AW-vee-on-tay
2#	Torrance Mosley	CB	46	Jonathan Song	PK	DEANTE' Gray	dee-ON-tay
3#	Shaun Nixon	TB	47#	Tipa Galeai	DE	Kenny ILOKA	EYE-loke-uh
3#	Corry O'Meally	CB	47#	Jake Whittenburg	WR	Ridwan ISSAHAKU	is-uh-ha-koo
4	Niko Small	S	49#	Brandon Hatfield	PK/P	Jaden OBERKROM	Oh-ber-chrome
6#	Kenny Iloka	S	49#	Garrett Kaufman	LB	JA'JUAN Story	JUH-juan
6#	Bram Kohlhausen	QB	49#	Semaj Thomas	LB	RANTHONY Texada	RAN-thuh-knee TUH-ha-duh
7#	Arico Evans	S	50	Harrison Gillaspay	LB	Mike TUAUA	TOO-UH-OO-UH
7#	Kenny Hill	QB	51	Austin Schlottman	C	KAVONTAE Turpin	Kuh-VON-Tay
7#	Kolby Listenbee	WR	52	Trey Elliott	OT	HALAPOULIVAATI VAITAI	hah-lah-poo-li-VAH-tee VIE-tie
9	Josh Doctson	WR	53	George Cullen	LB		
10	Desmon White	WR	54	Joseph Broadnax	DT		
11#	Zach Allen	WR	55	Joey Hunt	C		
11#	Ranthony Texada	CB	57	Davion Pierson	DT		
12#	Foster Sawyer	QB	58	Patrick Morris	OG		
12#	Steve Wesley	S	60	Thomas Walsh	OL		
13	Ty Slanina	WR	61	Michael MacCrory	OG		
14#	Jeff Gladney	CB	62	David Bolisomi	OT		
14#	Jarrison Stewart	WR	63	Garrett Altman	C		
15	Jaelan Austin	WR	64	Matt Pryor	OT		
16	Michael Downing	S	65	Brady Foltz	OG		
17#	Grayson Muehlstein	QB	66	Pakamiaiaea Davis	DL		
17#	DeShawn Raymond	CB	68	Joseph Noteboom	OT		
18	Nick Orr	S	69	Aviante Collins	OT		
19#	Cyd Calvin	CB	70	Cordel Iwuagwu	OG		
19#	Travis Hanes	WR	71	Matt Boggs	SN		
20#	Deante' Gray	WR	72	Bobby Thompson	OG		
20#	Montrel Wilson	LB	73	Jozie Milton	C		
21	Kyle Hicks	TB	74	Halapoulivaati Vaitai	OT		
22	Aaron Green	TB	75	Ryan Griswold	OT		
23#	Alec Dunham	LB	76	Sam Awolope	OT		
23#	Ryan Watkins	FB	77	Jamelle Naff	OG		
24#	Trevorris Johnson	TB	78	Ty Barrett	OL		
24#	Julius Lewis	CB	79	Luke Benuska	OT		
25	KaVontae Turpin	WR	80	Buck Jones	TE		
26	Derrick Kindred	S	81	Ja'Juan Story	WR		
28#	Isaiah Alexander	WR	82	Charlie Reid	WR		
28#	Tony James	WR	83	Keaton Duhon	WR		
28#	Patrick Zeller	WR	84	Dominic Merka	TE		
29#	Colten Christensen	TB	85	Corey McBride	WR		
29#	Adam Nunez	P	86	Bryson Burtnett	TE		
30#	Rocket Ismail Jr.	WR	87	TreVontae Hights	WR		
30#	Denzel Johnson	S	88#	Nathan Hernandez	WR		
31#	Ridwan Issahaku	S	88#	Cole Novak	TE		
31#	Devin Killpatrick	CB	89	Andre Petties-Wilson	WR		
32	Travin Howard	S	90	Terrell Lathan	DE		
33#	Ricky Musgrove	CB	91	L.J. Collier	DE		
33#	Jaden Oberkrom	PK	92	Bryson Henderson	DE		
34#	Preston Miller	WR	93#	Michael Mosharrafa	DE		
34#	Daniel Walsh	WR	93#	Mike Tuaua	DE		
35	Sammy Douglas	LB	94	Josh Carraway	DE		
36	Ryan Graf	PK	95	Aaron Curry	DT		
37	Ethan Perry	P	96	Breylin Mitchell	DE		
38	Connor Osborne	WR	97	Chris Bradley	DT		
39#	Stacy Boyd	TB	98	Casey McDermott Vai	DT		
39#	Justus Canfield	WR	99	Tevin Lawson	DT		
40	James McFarland	DE					
42	Ty Summers	LB					
43#	Michael Carroll	WR					

denotes duplicate jersey numbers

TCU Roster (Alphabetical)

NO	NAME	POS	HT	WT	YR-EX	HOMETOWN (LAST SCHOOL)
28#	Isaiah Alexander	WR	5-7	170	SO-HS	Aurora, Colo. (Smoky Hill)
11#	Zach Allen	WR	6-3	210	SO-1L	Temple, Texas (Temple)
63	Garrett Altman	C	6-4	272	SO-1L	Brenham, Texas (Brenham)
15	Jaelan Austin	WR	6-0	192	FR-HS	Grand Prairie, Texas (South Grand Prairie)
76	Sam Awolope	OT	6-6	265	FR-HS	Missouri City, Texas (Fort Bend Marshall)
78	Ty Barrett	OL	6-5	316	FR-RS	Dallas, Texas (Skyline)
79	Luke Benuska	OT	6-6	295	SR-2L	San Marino, Calif. (San Marino)
71	Matt Boggs	SN	6-0	205	SO-SQ	Benton, La. (Benton)
62	David Bolisomi	OT	6-6	290	FR-HS	Denton, Texas (Ryan)
39#	Stacy Boyd	TB	5-5	150	JR-SQ	Fort Worth, Texas (Western Hills)
2#	Trevone Boykin	QB	6-2	205	SR-3L	Dallas, Texas (West Mesquite)
97	Chris Bradley	DT	6-2	255	SO-1L	Shreveport, La. (Evangel Christian Academy)
54	Joseph Broadnax	DT	6-0	300	FR-HS	Dallas, Texas (Bryan Adams)
86	Bryson Burtnett	TE	6-5	248	SO-1L	Springtown, Texas (Springtown)
19#	Cyd Calvin	CB	6-1	175	SO-1L	Frisco, Texas (Centennial)
39#	Justus Canfield	WR	5-11	185	SO-1L	New Brighton, Minn. (Irondale)
94	Josh Carraway	DE	6-4	250	JR-2L	Flower Mound, Texas (Marcus)
43#	Michael Carroll	WR	6-1	170	FR-HS	Beavercreek, Ohio (Beavercreek)
29#	Colten Christensen	TB	5-9	185	SR-SQ	Rancho Santa Margarita, Calif. (Santa Margarita Catholic/Saddleback)
91	L.J. Collier	DE	6-4	275	FR-RS	Munday, Texas (Munday)
69	Aviante Collins	OT	6-6	295	SR-3L	Houston, Texas (Willowridge)
53	George Cullen	LB	6-0	210	SO-SQ	Atlanta, Ga. (Chadwick School)
95	Aaron Curry	DT	6-2	280	JR-SQ	Keller, Texas (Fossil Ridge)/Nebraska
66	Pakamiae Davis	DL	6-2	240	FR-RS	Kailua-Kona, Hawaii (Kamehameha Schools)
43#	Davis Devereaux	LB	6-1	220	FR-RS	Dallas, Texas (Parish Episcopal School)
9	Josh Doctson	WR	6-4	190	SR-2L	Mansfield, Texas (Legacy)/Wyoming
35	Sammy Douglas	LB	6-3	215	JR-2L	Arlington, Texas (Arlington)
16	Michael Downing	S	5-11	175	SO-1L	Alpharetta, Ga. (Alpharetta)
83	Keaton Duhon	WR	6-0	180	FR-RS	Southlake, Texas (Carroll)
23#	Alec Dunham	LB	6-1	213	FR-HS	Coldspring, Texas (Coldspring-Oakhurst)
52	Trey Elliott	OT	6-4	280	FR-RS	Dallas, Texas (Jesuit College Prep School)
7#	Arico Evans	S	6-2	196	FR-HS	Dallas, Texas (Hillcrest)
65	Brady Foltz	OG	6-4	320	SR-3L	Rose Hill, Kan. (Rose Hill)
47#	Tipa Galeai	DE	6-5	220	FR-HS	Euless, Texas (Trinity)
50	Harrison Gillaspy	LB	5-11	200	SO-TR	Amarillo, Texas (Yuma)/Crown College
14#	Jeff Gladney	CB	6-0	175	FR-HS	New Boston, Texas (New Boston)
36	Ryan Graf	PK	6-0	180	FR-RS	Los Angeles, Calif. (Culver Military Academy)
20#	Deante' Gray	WR	5-10	175	SR-3L	Houston, Texas (Westside)
22	Aaron Green	TB	5-11	205	SR-2L	San Antonio, Texas (Madison)/Nebraska
75	Ryan Griswold	OT	6-5	270	FR-RS	Pearland, Texas (Pearland)
19#	Travis Hanes	WR	5-11	207	SO-SQ	Houston, Texas (Stratford)
27	Brandon Hatfield	PK/P	6-3	230	SO-HS	Chino Hills, Calif. (Ontario Christian)
92	Bryson Henderson	DE	6-6	275	SO-1L	Mansfield, Texas (Summit)
88#	Nathan Hernandez	WR	5-8	160	JR-SQ	Coppell, Texas (Coppell)
21	Kyle Hicks	TB	5-10	200	SO-1L	Arlington, Texas (Martin)
87	TreVontae Hights	WR	6-3	180	FR-HS	Yoakum, Texas (Yoakum)
7#	Kenny Hill	QB	6-1	215	JR-TR	Southlake, Texas (Carroll)/Texas A&M
32	Travin Howard	LB	6-1	190	SO-1L	Longview, Texas (Longview)
55	Joey Hunt	C	6-3	295	SR-3L	El Campo, Texas (El Campo)
6#	Kenny Iloka	S	6-2	209	SR-1L	Sugar Land, Texas (Kempner)/Tyler JC
30#	Rocket Ismail Jr.	WR	5-11	176	FR-HS	Carrollton, Texas (Ranchview)
31#	Ridwan Issahaku	S	6-1	180	FR-RS	Norcross, Ga. (Norcross)
70	Cordel Iwuagwu	OG	6-3	290	FR-HS	Houston, Texas (Westfield)
28#	Tony James	WR	5-10	156	FR-HS	Arlington, Texas (Bowie)
30#	Denzel Johnson	S	6-2	205	JR-2L	Gainesville, Texas (Gainesville)
24#	Trevorris Johnson	TB	5-11	221	SO-1L	Houston, Texas (Alief Taylor)
80	Buck Jones	TE	6-4	255	JR-2L	Matthews, N.C. (Weddington)
49#	Garrett Kaufman	LB	6-1	225	SO-SQ	Bentonville, Ark. (Bentonville)/Northwestern State
31#	Devin Killpatrick	CB	5-11	175	SR-SQ	Pearland, Texas (Dawson)/Bacone
26	Derrick Kindred	S	5-10	210	SR-3L	San Antonio, Texas (Wagner)

TCU Roster (Alphabetical)

NO	NAME	POS	HT	WT	YR-EX	HOMETOWN (LAST SCHOOL)
6#	Bram Kohlhausen	QB	6-2	203	SR-1L	Houston, Texas (Lamar)/Harbor JC/Houston
90	Terrell Lathan	DE	6-5	280	SR-3L	Chatham, La. (West Monroe)
99	Tevin Lawson	DT	6-4	280	JR-2L	Denham Springs, La. (Denham Springs)
24#	Julius Lewis	CB	5-10	170	FR-HS	Mansfield, Texas (Mansfield)
7#	Kolby Listenbee	WR	6-1	183	SR-3L	Arlington, Texas (Bowie)
61	Michael MacCrory	OG	6-1	275	JR-1L	Houston, Texas (Stratford)
85	Corey McBride	WR	6-1	187	FR-RS	Dutchtown, La. (Dutchtown)
98	Casey McDermott Vai	DT	6-4	282	FR-RS	Raytown, Mo. (Raytown South)
40	James McFarland	DE	6-3	255	SR-3L	West Monroe, La. (West Monroe)
84	Dominic Merka	TE	6-4	250	SR-3L	Crosby, Texas (Crosby)
34#	Preston Miller	WR	5-9	170	JR-1L	Dallas, Texas (Highland Park)
73	Jozie Milton	C	6-2	310	FR-HS	Clinton, La. (Silliman Institute)
96	Breylin Mitchell	DE	6-4	255	FR-HS	Round Rock, Texas (Round Rock)
58	Patrick Morris	OG	6-3	300	SO-1L	Denton, Texas (Guyer)
93#	Michael Mosharrafa	DE	6-3	210	JR-SQ	Phoenix, Ariz. (Brophy College Prep)
2#	Torrance Mosley	CB	5-10	160	SO-1L	Dutchtown, La. (Dutchtown)
17#	Grayson Muehlstein	QB	6-4	210	FR-RS	Decatur, Texas (Decatur)
33#	Ricky Musgrove	CB	5-8	165	FR-HS	Fort Worth, Texas (O.D. Wyatt)
77	Jamelle Naff	OG	6-4	325	SR-2L	Del City, Okla. (Del City)
3#	Shaun Nixon	TB	5-10	196	FR-RS	Austin, Texas (Lake Travis)
68	Joseph Noteboom	OT	6-5	320	SO-1L	Plano, Texas (Plano)
88#	Cole Novak	TE	6-6	240	SO-SQ	Georgetown, Texas (Georgetown)/Texas State
29#	Adam Nunez	P	6-0	180	FR-HS	Houston, Texas (Second Baptist School)
3#	Corry O'Meally	CB	6-0	170	SR-1L	Miami, Fla. (North Miami Beach)/
33#	Jaden Oberkrom	PK	6-3	187	SR-3L	Arlington, Texas (Martin)
18	Nick Orr	CB	5-10	180	SO-1L	DeSoto, Texas (DeSoto)
38	Connor Osborne	WR	5-10	170	JR-SQ	West Monroe, La. (West Monroe)
37	Ethan Perry	P	6-4	230	SR-3L	Spring Branch, Texas (Smithson Valley)
89	Andre Petties-Wilson	WR	6-1	190	FR-RS	San Diego, Calif. (Mission Bay)
57	Davion Pierson	DT	6-2	305	SR-3L	Oklahoma City, Okla. (Millwood)
1	Emanuel Porter	WR	6-4	210	SO-1L	Dallas, Texas (Lincoln)/Ellsworth CC
64	Matt Pryor	OT	6-7	350	SO-1L	Long Beach, Calif. (Lakewood)
17#	DeShawn Raymond	CB	6-1	180	FR-HS	Metairie, La. (East Jefferson)
82	Charlie Reid	WR	6-4	225	SO-1L	Fort Worth, Texas (All Saints' Episcopal School)
12#	Foster Sawyer	QB	6-5	228	FR-RS	Fort Worth, Texas (All Saints' Episcopal School)
51	Austin Schlottman	C	6-6	300	SO-1L	Brenham, Texas (Brenham)
13	Ty Slanina	WR	6-0	193	JR-2L	East Bernard, Texas (East Bernard)
4	Niko Small	S	5-10	187	FR-HS	Arlington, Texas (Bowie)
46	Jonathan Song	PK	5-10	170	FR-HS	Fort Worth, Texas (All Saints' Episcopal School)
14#	Jarrison Stewart	WR	6-0	190	FR-HS	Mesquite, Texas (Horn)
81	Ja'Juan Story	WR	6-4	208	SR-2L	Brooksville, Fla. (North Coast Technical)/Florida
42	Ty Summers	LB	6-2	230	FR-RS	San Antonio, Texas (Reagan)
11#	Ranthonny Texada	CB	5-10	170	SO-1L	Frisco, Texas (Centennial)
49#	Semaj Thomas	LB	6-2	230	FR-HS	Fort Worth, Texas (Southwest)
72	Bobby Thompson	OG	6-6	310	SR-2L	Midland, Texas (Midland Christian)
93#	Mike Tuaua	DE	6-3	253	SR-2L	Rohnert Park, Calif. (Rancho Cotate)/Santa Rosa JC
25	KaVontae Turpin	WR	5-9	152	FR-HS	Monroe, La. (Neville)
74	Halapoulivaati Vaitai	OT	6-6	315	SR-3L	Haltom, Texas (Haltom)
34#	Daniel Walsh	WR	6-2	180	JR-1L	San Diego, Calif. (Cathedral Catholic)
60	Thomas Walsh	OL	6-3	295	FR-RS	Grapevine, Texas (Heritage)
23#	Ryan Watkins	FB	6-0	250	JR-SQ	Fort Worth, Texas (Carter-Riverside)
12#	Steve Wesley	S	6-0	175	SO-1L	Arlington, Texas (Bowie)
10	Desmon White	WR	5-7	150	SO-1L	DeSoto, Texas (DeSoto)
44	Paul Whitmill	LB	6-0	230	SO-1L	Bastrop, Texas (Bastrop)
47#	Jake Whittenburg	WR	6-0	205	FR-RS	Perryton, Texas (Perryton)
20#	Montrel Wilson	LB	6-3	208	FR-HS	Keller, Texas (Fossil Ridge)
28#	Patrick Zeller	WR	6-0	200	FR-RS	San Diego, Calif. (Del Norte)

Gary Patterson - Head Coach, TCU



Gary Patterson Quick Facts:

- 142 Career Victories including 8-5 bowl record.
- 6 Conference Championships in 3 different leagues
- 10 National Coach of the Year honors in 2014
- Honorable Mention Big 12 Coach of the Year in 2015
- 20 National Coach of the Year honors in 15 years
- Fifth-longest tenured Head Coach in the nation
- .751 Win % (fifth-best among active coaches)
- 38-4 career record as a Top 10 team
- 36 players drafted into the NFL

Coaching Career:

1982: Kansas State (Graduate Assistant)
 1983-84: Tennessee Tech (Linebackers)
 1986: UC Davis (Linebackers)
 1987: Cal Lutheran (Defensive Coordinator)
 1988: Pittsburg (Kan.) State (Linebackers)
 1989-91: Sonoma (Calif.) State (Defensive Coordinator)
 1992: Oregon Lightning Bolts
 1992-94: Utah State (Secondary)
 1995: Navy (Secondary)
 1996-97: New Mexico (Defensive Coordinator/Safeties)
 1998-00: TCU (Defensive Coordinator/Safeties)
 2000-present: TCU (Head Coach)

Gary Patterson & Staff

Since taking over the helm of the Horned Frogs in December 2000, Gary Patterson has become synonymous with TCU football and Fort Worth.

Patterson, the Horned Frogs' all-time winningest coach with 142 victories, led TCU to a 2014 Big 12 championship in just its third season in the conference. TCU won its sixth conference championship, in three different leagues, under Patterson. The Horned Frogs have won at least 11 games in eight of the last 13 seasons, including a 12-1 mark in 2014.

Patterson received honorable mention Big 12 Coach of the Year recognition in 2015. Despite having 20 starters sidelined at different points in the season and playing a total of 30 freshmen, which ranked second nationally, TCU still posted a 10-2 record for its sixth 10-win campaign in the past 14 seasons. Prior to Patterson's arrival on campus in 1998, TCU had just four 10-win seasons in its history.

Patterson received 10 National Coach of the Year honors in 2014. He was honored by the Walter Camp Football Foundation, AFCA, Associated Press, Home Depot, ESPN.com, CBSSports.com and Scout.com. He also received the Eddie Robinson Award, Paul "Bear" Bryant Award and Woody Hayes Award.

Patterson has won a total of 20 National Coach of the Year honors in his 15-year head coaching tenure at TCU.

Patterson's .751 winning percentage (142-47) ranks fifth among active coaches nationally (minimum 10 years). He is also one of just four active coaches with at least 142 victories at their current school.

TCU is 38-4 as a top-10 team under Patterson, including 27-2 when in the Associated Press or USA Today Top 5. Since 2000, TCU's 25-2 record (.926) as an AP Top 5 team is the best mark nationally. The Horned Frogs had a 22-game winning streak as an AP Top 5 squad snapped Nov. 7, 2015, at Oklahoma State.

The fifth-longest tenured head coach in the nation, Patterson became TCU's career leader in wins with a 56-0 victory over Grambling State in the 2012 season opener, a game that also marked the debut of the new Amon G. Carter Stadium. The previous TCU mark of 109 wins was held by Dutch Meyer (1934-52).

The success of the program under his leadership was key in TCU securing an invitation to the Big 12 Conference and the \$164 million rebuild of Amon G. Carter Stadium.

In August 2011, Patterson was named the nation's top coach by Sports Illustrated and ESPN The Magazine. Sporting News tabbed him in January 2012 as the nation's third-best coach.

In leading TCU to back-to-back BCS appearances in the 2009 and 2010 seasons,

including a 2011 Rose Bowl championship, Patterson received 10 National Coach of the Year honors.

The Horned Frogs have won eight conference titles with Patterson on staff in addition to posting 11 of the school's 15 10-win seasons. The Horned Frogs have won at least 10 games in 10 of the last 14 years.

During his 18 years on campus, including three seasons as defensive coordinator (1998-00), Patterson has seen TCU make 16 bowl appearances. From 2005-08, Patterson led the Horned Frogs to four straight bowl victories for the first time in school history. During that stretch, TCU was one of just seven schools nationally to have an active bowl-game winning streak of at least four in a row.

TCU is 10-5 in bowl games with Patterson on its coaching staff and 8-5 with him as head coach. Prior to Patterson's arrival on campus in 1998, the Horned Frogs had just four bowl wins in their history.

In 15 seasons as a head coach, Patterson has coached 188 All-Conference selections, 16 first-team All-Americans, 17 Freshman All-Americans and two Academic All-Americans.

As TCU's head coach, Patterson has had 36 players drafted with a total of 82 in NFL camps.

Patterson's success on the gridiron is also mirrored in the classroom for his players. In each of the last eight seasons, TCU has been recognized by the American Football Coaches Association (AFCA) as one of the nation's leaders in its graduation rate for student-athletes. TCU was one of just a few schools to achieve a graduation rate of 90 percent or better for its football student-athletes who entered as freshmen in 2005.

Patterson's defensive acumen dates back to his own playing days at Kansas State, where he played strong safety and outside linebacker for the Wildcats in 1980 and 1981.

He served as a graduate assistant in 1982 and received his bachelor's degree in physical education in 1983. He took the linebacker coaching position at Tennessee Tech while earning a master's degree in educational administration in 1984.

A native of Rozel, Kansas, Patterson is married to the former Kelsey Hayes. He has three sons: Josh, Cade and Blake.



Chad Glasgow
Co-Defensive Coordinator/Safeties




Curtis Luper
Running Backs



Sonny Cumbie
Co-Offensive Coordinator/QBs



Douch Meacham
Co-Offensive Coordinator/ Inside WRs



Paul Gonzales
Cornerbacks



DeMontie Cross
Co-Defensive Coordinator/Linebacks



Dan Sharp
Defensive Line



Jarrett Anderson
Offensive Line



Rusty Burns
Outside Receivers

TCU Game Recaps

GAME ONE

2015 TCU Horned Frogs Football
#2 TCU vs Minnesota (Sep 03, 2015 at Minneapolis, Minn.)
TCU (1-0) vs. Minnesota (0-1)

Date: Sep 03, 2015 • Site: Minneapolis, Minn.
• Stadium: TCF Bank Stadium • Attendance: 54147

Score by Quarters	1	2	3	4	Score
TCU	10	0	10	3	23
Minnesota	0	3	7	7	17

MINNEAPOLIS, Minn - The second-ranked Horned Frogs entered this season with high aspirations, and the Golden Gophers showed them just how difficult that pursuit is going to be. Trevone Boykin threw for 246 yards, completing 26 of 42 passes, and a touchdown and ran for 92 yards and another score to help the Horned Frogs outlast Minnesota 23-17 on Thursday night. Jaden Oberkrom made three field goals, including a 53-yarder, and Josh Doctson had eight catches for 74 yards and a touchdown for TCU. Mitch Leidner was 19 for 35 for 197 yards for Minnesota. His touchdown pass to K.J. Maye with 1:32 left pulled the Gophers within a touchdown, but Doctson recovered the ensuing onside kick to enable TCU to hang on. Boykin showed just enough flashes of electricity to walk out a winner, especially when he dusted a Golden Gopher with a nifty juke to turn a keeper into a 19-yard touchdown run in the third quarter that gave TCU a 17-3 lead. The Gophers opened the game with five punts and a fumble by Leidner on a sack from Terrell Lathan that set up Boykin's 11-yard TD pass to Doctson. The Horned Frogs' biggest question entering the season was on defense after losing six of their top seven tacklers from last year's unit. They also were missing sack leader James McFarland and senior defensive tackle Davion Pierson, who did not play due to injuries. The inexperienced defense responded by forcing five punts in the first six possessions.

	TCU	MIN
FIRST DOWNS	25	18
NET YARDS RUSHING	203	144
Rushing Attempts	44	39
NET YARDS PASSING	246	197
Completions-Attempts-Int	26-42-1	19-35-0
TOTAL OFFENSE YARDS	449	341
Third-Down Conversions	7 of 19	4 of 15
Possession Time	34:50	25:10

Rushing:
TCU: Boykin 18-100, Green 19-94, Turpin 2-18
MINN: Smith 16-88, Williams 9-32, Leidner 12-34,

Passing:
TCU: Boykin 26-42-1, 246
MINN: Leidner 19-35-1, 197

Receiving:
TCU: Doctson 8-74-1, White 5-61, Nixon 5-43, Porter 2-36, Story 2-12, Turpin 2-3, Listenbee 1-9, Slanina 1-8
MINN: Maye 4-73-1, Carter 4-25, Wolitarsky 3-47, Still 3-14, Williams 2-14, Lingen 1-16, Wozniak 1-5, Smith 1-3



GAME TWO

2015 TCU Horned Frogs Football
Stephen F. Austin vs #3 TCU (Sep 12, 2015 at Fort Worth, Texas)
Stephen F. Austin (0-2) vs. TCU (2-0)

Date: Sep 12, 2015 • Site: Fort Worth, Texas
• Stadium: Amon G. Carter Stadium • Attendance: 45786

Score by Quarters	1	2	3	4	Score
Stephen F. Austin	0	0	0	7	7
TCU	21	14	21	14	70

FORT WORTH, Texas - TCU built a 35-0 lead early in the second quarter and rolled to a 70-7 win over Stephen F. Austin in the home opener for TCU. The Horned Frogs (2-0) won their 14th straight home opener under Gary Patterson. Kolby Listenbee had six catches for 142 yards, including a 51-yarder on a deep throw from Trevone Boykin that set up the first score - one of two short touchdown runs by Aaron Green, who had all five of his carries for 20 yards in the first quarter. Boykin, who was 18 of 27, extended his nation-leading streak to 17 consecutive games with a touchdown pass on a 60-yarder to Listenbee, who caught the ball in stride on a deep crossing pattern and ran untouched to the end zone for a 21-0 lead late in the first quarter. Stephen F. Austin had a chance to score late in the second quarter. The Lumberjacks went for it again on fourth down in field goal range trailing 35-0, and Zach Conque's pass was intercepted by Michael Downing. Boykin played one series in the second half, leaving after a 3-yard scoring pass to Emanuel Porter that put TCU up 42-0. Conque had 11 completions, but for just 9 yards, and was sacked four times before leaving in the third quarter. A TCU defense missing two starters at linebacker and a pair of key linemen held the Lumberjacks to 167 total yards - 75 of those coming on a touchdown run by Loren Easley early in the fourth quarter that avoided the shutout.

	SFA	TCU
FIRST DOWNS	8	30
NET YARDS RUSHING	146	224
Rushing Attempts	29	45
NET YARDS PASSING	21	403
Completions-Attempts-Int	13-28-2	26-37-1
TOTAL OFFENSE YARDS	167	627
Third-Down Conversions	2 of 16	11 of 14
Possession Time	27:07	32:53

Rushing:
TCU: Johnson 9-71, Christensen 10-43, Hicks 10-36, Green 5-22, Turpin 1-17, Muehlstein 3-12, Sawyer 1-11, Boykin 3-7
SFA: Easley 6-94, Ford 7-29, Piper 1-15, Conque 9-24, West 5-7

Passing:
TCU: Boykin 18-27-4, 285, Kohlhausen 7-9-1, 112, Sawyer 1-1, 6
SFA: Conque 11-18, 9, Taylor 2-10, 12

Receiving:
TCU: Listenbee 6-142-1, Doctson 4-81, Slanina 3-36, Turpin 3-16-1, Porter 2-42-1, Nixon 2-31, Austin 2-29-1, Story 1-9-1, Miller 1-6, Reid 1-6, Stewart 1-5
SFA: Piper 5-1, West 4-5, Carter 1-10, Jones 1-2, Sylvester 1-2, Daniels 1-1



GAME THREE

2015 TCU Horned Frogs Football
SMU vs #3 TCU (Sep 19, 2015 at Fort Worth, Texas)
SMU (1-2) vs. TCU (3-0)

Date: Sep 19, 2015 • Site: Fort Worth, Texas
• Stadium: Amon G. Carter Stadium • Attendance: 48127

Score by Quarters	1	2	3	4	Score
SMU	10	7	17	3	37
TCU	14	14	14	14	56

FORT WORTH, Texas - While TCU is accustomed to better defensive performances, the third-ranked Horned Frogs should be just fine if they have to keep depending on Trevone Boykin and their high-powered offense. Boykin threw for 454 yards and five touchdowns, the last a 42-yard strike to Josh Doctson with 6 1/2 minutes left after SMU had gotten within five points, and TCU held on for a 56-37 victory Saturday night. The Heisman hopeful also added a highlight 20-yard touchdown run after he ducked out of a sack before halftime. While the Frogs rolled up 720 total yards on 71 plays, they gave up 508 yards. SMU even scored 20 consecutive points to get within 42-37 on Chad Hedlund's 32-yard field goal with 8:20 left. The Horned Frogs (3-0) won their 11th consecutive game, a winning streak second only to the 16 in a row by top-ranked defending national champion Ohio State. TCU was up 42-17 when Boykin threw a 31-yard TD pass to Kolby Listenbee on the first series after halftime before SMU, with its own dual-threat quarterback in Matt Davis, had its surge. Boykin completed 21 of 30 passes. His only interception did help the late surge by SMU (1-2), but the senior quarterback made another big throw to Doctson to make sure the Frogs avoided being upset in the Battle for the Iron Skillet. Doctson had five catches for 171 yards and two touchdowns. Aaron Green ran 21 times for 164 yards with two scores, including a 1-yarder in the final minute. TCU was up 28-10 just before halftime when Boykin had his highlight run, after he was back to pass and suddenly had a defender coming at him. Boykin pulled the ball down, turned his body and ducked while linebacker Nick Horton swiped over his head, then spun back around and took off for a 20-yard touchdown.

	SMU	TCU
FIRST DOWNS	23	28
NET YARDS RUSHING	174	266
Rushing Attempts	47	41
NET YARDS PASSING	334	454
Completions-Attempts-Int	18-32-0	21-30-1
TOTAL OFFENSE YARDS	431	539
Third-Down Conversions	5 of 15	5 of 9
Possession Time	32:57	27:03

Rushing:
TCU: Green 21-165, Boykin 11-71, Nixon 4-34, 3-12
SMU: Davis 17-80, West 12-60, Jones 12-37,

Passing:
TCU: Boykin 21-30-5, 454
SMU: Davis 18-32-1, 334

Receiving:
TCU: Doctson 5-171-2, Slanina 5-58, Turpin 2-79-1, Listenbee 2-51-1, 2-22, Green 2-7, Nixon 1-38, Merka 1-19, White 1-9
SMU: Sutton 4-115-1, Malone 3-90, West 3-30, Gaines 3-28, Walker 2-50, Thomas 2-23, Jones 1-(-)2,



TCU Game Recaps

GAME FOUR

2015 TCU Horned Frogs Football
#3 TCU vs Texas Tech (Sep 26, 2015 at Lubbock, Texas)
TCU (4-0,1-0) vs. Texas Tech (3-1,0-1)

Date: Sep 26, 2015 • Site: Lubbock, Texas
• Stadium: Jones AT&T Stadium • Attendance: 61283

Score by Quarters

	1	2	3	4	Score
TCU	16	17	7	15	55
Texas Tech	14	14	10	14	52

LUBBOCK, Texas – Aaron Green made it sound so simple. He was just following the ball as he had been told. He ended up in perfect position, too, catching a tipped pass in the back of the end zone with 23 seconds left to give the No. 3 Horned Frogs a 55-52 victory over Texas Tech on Saturday.

On fourth-and-goal from the 4 in the Big 12 opener for both teams Trevone Boykin's pass was high to Josh Doctson, but he got a hand on it and Green grabbed the ball as he fell out of the end zone. A video review confirmed Green had control of the ball and got a foot in bounds.

Boykin threw four touchdown passes and finished with a career-high 509 yards for TCU (4-0, 1-0). He completed 34 of 54 passes and ran for 42 yards on 14 carries.

Doctson caught three touchdown passes and had 267 yards on 18 catches - all career highs.

Green rushed for one touchdown, and the Horned Frogs got a safety in the first quarter after the snap went over Texas Tech quarterback Patrick Mahomes.

TCU went ahead 48-45 on Kyle Hicks' 21-yard run with 8:22 left. Texas Tech answered after two clutch third-down plays when Mahomes found Justin Stockton on a 50-yard scoring pass with 5:55 to go.

The teams traded empty possession before the Horned Frogs started at their own 47 and drove downfield for the winning touchdown.

Doctson's 18 catches marked the first time a TCU receiver got at least 10 receptions in a game since Boykin got 10 as a receiver against West Virginia in 2013.

	TCU	TTU
FIRST DOWNS	38	32
NET YARDS RUSHING	247	215
Rushing Attempts	47	39
NET YARDS PASSING	503	392
Completions-Attempts-Int	35-56-0	25-45-0
TOTAL OFFENSE YARDS	750	607
Third-Down Conversions	11 of 19	7 of 15
Possession Time	34:57	25:03

Rushing:
TCU: Green 28-165, Boykin 14-46, Hicks 2-30, Nixon 2-9
TTU: Washington 22-188, Mahomes 8-38, Stockton 7-13

Passing:
TCU: Boykin 34-54-4, 485
TTU: Mahomes 25-40-2, 392

Receiving:
TCU: Doctson 18-267-3, Stewart 5-88, White 4-64, Slanina 2-32, Green 2-4-1, Hicks 1-18, Porter 1-11, Story 1-10, Turpin 1-9
TTU: Grant 8-126-1, Lauderdale 3-110, Washington 3-31, Davis 3-28, Giles 3-12, Sadler 2-25, Batson 2-5, Stockton 1-50-1, Clark 0-5



GAME FIVE

2015 TCU Horned Frogs Football
Texas vs #3 TCU (Oct 03, 2015 at Fort Worth, Texas)
Texas (1-4,0-2) vs. TCU (5-0,2-0)

Date: Oct 03, 2015 • Site: Fort Worth, Texas
• Stadium: Amon G. Carter Stadium • Attendance: 48694

Score by Quarters

	1	2	3	4	Score
Texas	0	0	0	7	7
TCU	30	7	10	3	50

FORT WORTH, Texas – Trevone Boykin threw five touchdown passes, including four to freshman KaVontae Turpin, and No. 3 TCU rode a 30-point first quarter to a 50-7 rout of Texas on Saturday.

The Longhorns, plagued by special teams mistakes for the third straight game, scored a late touchdown to avoid matching the second-worst shutout loss in school history.

Boykin threw for 332 yards without playing in the fourth quarter, and his 74 career TD passes are three more than Cincinnati Bengals quarterback Andy Dalton had from 2007-10.

Two of them were to Josh Doctson, the latter breaking Josh Boyce's TCU career record of 22 from 2010-12.

The Horned Frogs had a 220-1 lead in total yards late in the first quarter after receiver Shaun Nixon threw a 29-yard scoring pass to Doctson on a trick play for a 30-0 lead.

A TCU defense missing six starters because of injuries slowed Jerrod Heard for the second straight week after two explosive games from the Texas freshman quarterback. He was 8 of 20 for 48 yards and had 23 yards on 12 carries before getting replaced by former starter Tyrone Swoopes with TCU leading 47-0 lead in the third quarter.

The Horned Frogs came within 5 minutes of a shutout a week after giving up 607 yards when they beat Texas Tech 55-52 on a last-second tipped pass that running back Aaron Green caught in the back of the end zone.

Doctson and Turpin each had a flashy score. Doctson soared over Holton Hill on a leaping catch in the back corner of the end zone, and Turpin fooled safety P.J. Locke III with a cut inside from the sideline on a 49-yard score. Turpin also had a 50-yard score to put TCU up 37-0 at halftime. His others touchdowns were from 13 and 12 yards.

	TEX	TCU
FIRST DOWNS	20	31
NET YARDS RUSHING	191	228
Rushing Attempts	51	42
NET YARDS PASSING	122	376
Completions-Attempts-Int	13-28-0	22-38-0
TOTAL OFFENSE YARDS	313	604
Third-Down Conversions	6 of 19	5 of 13
Possession Time	29:26	30:34

Rushing:
TCU: Green 14-71, Johnson 9-65, Boykin 7-55, Christensen 3-14, Turpin 2-14,
TEX: Foreman D. 18-114, Gray 15-55, Swoopes 5-26, Heard 12-51,

Passing:
TCU: Boykin 20-35-5, 332, Kolhausen 1-2, 15, Nixon 1-1-1, 29
TEX: Heard 8-20, 48, Swoopes 5-8-1, 74

Receiving:
TCU: Doctson 7-129-2, Turpin 6-138-4, White 2-28, Story 2-20, James 2-20, Stewart 1-16, Merka 1-15, Austin 1-10
TEX: Foreman 3-19, Johnson 3-11, Burt 2-36, Foreman D. 2-32, Joe 1-21-1, Johnson Daje 1-5, Warrick 1-(-)2



GAME SIX

2015 TCU Horned Frogs Football
#2 TCU vs Kansas State (Oct 10, 2015 at Manhattan, Kan.)
TCU (6-0,3-0) vs. Kansas State (3-2,0-2)

Date: Oct 10, 2015 • Site: Manhattan, Kan. • Stadium: Snyder Stadium
• Attendance: 53671

Score by Quarters

	1	2	3	4	F
TCU	14	3	14	21	52
Kansas State	7	28	0	10	45

MANHATTAN, Kan. - TCU's players were warned all week by head coach Gary Patterson on how difficult it is to win at Kansas State. They finally listened to him at halftime Saturday night.

After digging a big hole over the first 30 minutes, the second-ranked Horned Frogs responded to their coach's pleas with a spirited comeback. Trevone Boykin threw for 301 yards and two touchdowns, the second a 55-yard strike to Josh Doctson with 1:10 remaining in the game, and TCU nipped the Wildcats 52-45 to remain in the national championship hunt.

The Horned Frogs (6-0, 3-0 Big 12) trailed 35-17 at the break, but Boykin showed poise. He added 124 yards and two TDs on the ground, while Aaron Green ran for 121 yards and two more scores and Doctson caught eight passes for 155 yards and two touchdowns.

None was bigger than his catch-and-run less than a minute after Jack Cantele had connected on a 37-yard field goal, helping Kansas State knot the game 45-all.

Needing a spark to silence the third-largest crowd in Kansas State history, the Horned Frogs got it immediately out of the half. Derrick Kindred stepped in front of Hubener's pass and ran untouched for a touchdown, quieting what had been a roaring mob of 53,671 purple-clad fans.

The Horned Frogs trimmed the lead to 35-31 on Green's touchdown run, and 42-37 on Boykin's 14-yard run. After forcing a punt, they finally pulled ahead when Boykin took a read-option over the right side and raced untouched 69 yards for a touchdown with 6:07 left in the game.

The Wildcats quickly marched the other way, and TCU's defense was again on the ropes. But the drive stalled, and Cantele's 37-yard field goal knotted the game 45-all with 1:52 left.

Plenty of time for Boykin and Doctson to do their thing.

	TCU	KSU
FIRST DOWNS	22	28
NET YARDS RUSHING	242	228
Rushing Attempts	23	48
NET YARDS PASSING	301	157
Completions-Attempts-Int	20-30-2	13-33-1
TOTAL OFFENSE YARDS	543	385
Third-Down Conversions	5 of 9	8 of 14
Possession Time	20:15	39:45

Rushing:
TCU: Boykin 11-124, Green 11-123
KSU: Hubener 26-140, Jones 13-79, Silmon 6-22, Heath 2-14

Passing:
TCU: Boykin 20-32-2, 301
KSU: Hubener 13-33, 157

Receiving:
TCU: Doctson 8-155-2, Nixon 4-51, Turpin 3-57, White 3-18, Story 2-20
KSU: Burton 5-65, Klein 4-57, Heath 3-26, Reuter 1-9



TCU Game Recaps

GAME SEVEN

2015 TCU Horned Frogs Football
#3 TCU vs Iowa State (Oct 17, 2015 at Ames, Iowa)
TCU (7-0,4-0) vs. Iowa State (2-4,1-2)

Date: Oct 17, 2015 • Site: Ames, Iowa • Stadium: Jack Trice Stadium
• Attendance: 52480

Score by Quarters	1	2	3	4	Score
TCU	14	10	7	14	45
Iowa State	21	0	0	0	21

AMES, Iowa - Trevone Boykin threw for 436 yards and four touchdowns and TCU rolled past Iowa State 45-21 on Saturday night for its third road win in four weeks.

Josh Doctson had 190 yards receiving and two TDs for the Horned Frogs (7-0, 4-0 Big 12), who went on a 31-0 run after another sluggish start.

"We have to quit playing tentative when we go on the road...once we get them settled down and get into rhythm, then it's been ok," TCU coach Gary Patterson said.

Once again, Boykin led the way.

His 3-yard touchdown run with 14:36 left put TCU ahead 38-21, and he and Doctson made it a rout by hooking up for a 42-yard scoring strike 6 six minutes later.

Boykin finished with 510 yards of offense and five total touchdowns in leading TCU to a school-record 15th straight win dating to 2014. Sam Richardson had 251 yards passing for Iowa State (2-4, 1-2), which stoked its hopes for an upset by taking a 21-14 lead in the first.

TCU dashed their dreams with a pair of long drives and a suddenly stout defense.

The Horned Frogs went 86 yards to open the second half, and a 13-yard touchdown run by Kyle Hicks made it 31-21. Nick Orr forced a fumble on a blind side blitz to kill an Iowa State drive, and Boykin's touchdown run capped an 85-yard drive that put Iowa State behind by 17.

Freshman Mike Warren had just 78 yards rushing for Iowa State.

Warren had averaged 182 yards over his three previous starts.

	TCU	ISU
FIRST DOWNS	30	24
NET YARDS RUSHING	177	115
Rushing Attempts	41	38
NET YARDS PASSING	444	346
Completions-Attempts-Int	28-34-0	24-38-0
TOTAL OFFENSE YARDS	621	461
Third-Down Conversions	9 of 12	3 of 12
Possession Time	28:42	31:18

Rushing:

TCU: Boykin 13-77, Hicks 7-54, Johnson 8-37, Green 12-18,
ISU: Warren 22-87, Thomas 7-33, Brown 3-6

Passing:

TCU: Boykin 27-32-4, 436
ISU: Richardson 22-36, 251

Receiving:

TCU: Doctson 10-90-2, Listenbee 6-101-1, White 4-78, Stewart 2-15,
Reid 1-14, Story 1-13, Turpin 1-11, Nixon 1-8, Allen, 1-8, Austin 1-6
ISU: Bundrage 7-86, Lazard 5-147-1, Wesley 3-16, Daley 2-35,
Montgomery 2-28, Thomas, 2-5, Harger 1-21, Boesen 1-4, Ryan 1-4



GAME EIGHT

2015 TCU Horned Frogs Football
West Virginia vs #3 TCU (Oct 29, 2015 at Fort Worth, Texas)
West Virginia (3-4,0-4) vs. TCU (8-0,5-0)

Date: Oct 29, 2015 • Site: Fort Worth, Texas
• Stadium: Amon G. Carter Stadium • Attendance: 45947

Score by Quarters	1	2	3	4	Score
West Virginia	0	10	0	0	10
TCU	17	6	14	3	40

FT. WORTH, Texas. - Trevone Boykin leaped over defenders and threw from the hip for touchdowns, breaking TCU's career record for total offense while leading the fifth-ranked Horned Frogs past West Virginia 40-10 on Thursday night for their 16th consecutive victory.

Boykin was 32 of 47 for 388 yards and three touchdowns and ran 11 times for 84 yards, with a 2-yard keeper for a score when he hurdled a defender at the goal line and several nifty scrambles that left the Mountaineers tackling at air.

When Boykin avoided a sack late in the third quarter, making a move that had linebacker Jared Barber flailing to the ground, he gained 11 yards before running out of bounds on the West Virginia sideline and slapping hands with coach Dana Holgorsen.

Jaden Oberkrom kicked four field goals Thursday night, including a 57-yarder to end the first half and put TCU up 23-10.

Boykin has 12,041 total yards, breaking the previous record 11,925 held by Andy Dalton, the Cincinnati Bengals quarterback who led TCU to an undefeated season and Rose Bowl victory during the 2010 season.

Boykin threw a 17-yard pass to Doctson for the first touchdown, and had his hurdling keeper to make it 14-0. Both drives were kept alive when the Mountaineers were penalized for pass interference on third-and-long plays - twice on the opening drive.

TCU also scored on its first two drives after halftime, going ahead 37-10 when Boykin had a defender charging at him and threw a side-arm sling to Doctson for a 9-yard TD. Boykin was knocked down by the hard shot, but popped right back up to join the celebration for the touchdown.

	WVU	TCU
FIRST DOWNS	21	35
NET YARDS RUSHING	167	227
Rushing Attempts	37	39
NET YARDS PASSING	160	389
Completions-Attempts-Int	16-39-1	33-49-0
TOTAL OFFENSE YARDS	327	616
Third-Down Conversions	4 of 17	5 of 13
Possession Time	23:39	36:21

Rushing:

TCU: Boykin 11-91, Green 15-73, Johnson 6-52,
WVU: Smallwood 20-113, Howard 10-52, Shell 7-18

Passing:

TCU: Boykin 33-48-3, 389
WVU: Howard 16-39-1, 160

Receiving:

TCU: Doctson 12-184-2, Turpin 7-42, Listenbee 4-86, Stewart 2-26,
Green 2-16, Hicks 2-14-1, Nixon 2-6, Austin 1-11, Reid 1-4
WVU: Sils 3-42, Thompson 3-23, Gibson 2-36-1, Shell 2-23, Shorts
2-13, Durante 1-10, Crest 1-7, Wellman 1-5, Smallwood 1-1



GAME NINE

2015 TCU Horned Frogs Football
#5 TCU vs #12 Oklahoma State (Nov 07, 2015 at Stillwater, Okla.)
TCU (8-1,5-1) vs. Oklahoma State (9-0,6-0)

Date: Nov 07, 2015 • Site: Stillwater, Okla.
• Stadium: BoonePickens Stadium • Attendance: 59061

Score by Quarters	1	2	3	4	Score
TCU	9	0	7	13	29
Oklahoma State	14	14	14	7	49

STILLWATER, Okla. - Trevone Boykin passed for 445 yards and ran for 73 yards and two touchdowns in TCU's first loss of the season, 49-29 at Oklahoma State.

TCU (8-1, 5-1, No. 8 CFP) gained 663 yards, but the Horned Frogs were held scoreless in the red zone twice as their 16-game win streak was snapped. TCU's Josh Doctson, the nation's leader in receiving yards, left the game in the second quarter due to injury and did not return.

Shaun Nixon had career highs of nine catches and 146 yards, and KaVontae Turpin added seven catches for 107 yards for the Horned Frogs.

After stopping TCU on fourth down in the red zone, Oklahoma State struck quickly. Mason Rudolph connected with Marcell Ateman for an 83-yard touchdown pass to put the Cowboys up 28-9.

TCU's defense stiffened in the second half, holding Oklahoma State to just two first downs and 122 yards of offense.

The Horned Frogs ran 110 plays from scrimmage, compared to just 53 for the Cowboys.

	TCU	OKST
FIRST DOWNS	36	16
NET YARDS RUSHING	218	81
Rushing Attempts	52	26
NET YARDS PASSING	445	375
Completions-Attempts-Int	35-58-4	18-27-0
TOTAL OFFENSE YARDS	663	456
Third-Down Conversions	9 of 19	2 of 11
Possession Time	37:06	22:54

Rushing:

TCU: Green 24-97, Boykin 19-86, Turpin 4-24, Johnson 4-23
OKST: Taylor 9-30, Rudolph, 8-30, Childs 2-14, Carson 1-11

Passing:

TCU: Boykin 35-57-1, 445
OKST: Rudolph 16-24-5, 352, Walsh 2-3, 23

Receiving:

TCU: Nixon 9-146, Turpin 7-107, Doctson 6-64, Stewart 4-15, Listenbee 3-58-1, Green 3-18, Hicks 2-23, Austin 1-14
OKST: Washington 5-184-3, McCleskey 4-30, Carr 3-9-1, Ateman 1-82-1, Vetach 1-25, Jarwin 1-18, Hays 1-13, Gidden 1-1



TCU Game Recaps

GAME TEN

Scoring Summary (Final)

2015 TCU Horned Frogs Football
Kansas vs #15 TCU (Nov 14, 2015 at Fort Worth, Texas)
Kansas (0-10,0-7) vs. TCU (9-1,6-1)

Date: Nov 14, 2015 • Site: Fort Worth, Texas
• Stadium: Amon G. Carter Stadium • Attendance: 44375

Score by Quarters	1	2	3	4	Score
Kansas	3	7	0	7	17
TCU	10	0	3	10	23

FORT WORTH, Texas – Trevone Boykin tried to jog with his TCU teammates to the locker room at halftime after injuring his right ankle early against winless Kansas. TCU did enough without the national leader in total offense, getting touchdowns on backup Foster Sawyer's only completion and KaVontae Turpin's zigzagging 49-yard punt return in a 23-17 win over the Jayhawks on Saturday. Kansas (0-10, 0-7) didn't trail at halftime for the first time this year, but couldn't avoid a 35th straight road loss and 13th overall. The Jayhawks have their first 10 games for the first time since 1954, when they finished 0-10.

The Horned Frogs tried two backups to Boykin in Bram Kohlhausen, a senior transfer from Houston, and Sawyer, a redshirt freshman who played for a private Fort Worth high school.

Shaun Nixon was open over the middle and turned Sawyer's completion into a 42-yard touchdown, breaking a tackle on the catch-and-run score early in the fourth quarter.

The only other TD for the Horned Frogs was Turpin's flashy return, when he stopped and changed directions twice for a 7-0 lead in the first quarter.

The Frogs also leaned on the running game. Aaron Green had a career-high 177 yards and boosted several drives that ended in scoring range, including two on downs and one when Kohlhausen was intercepted by Fish Smithson at the Kansas 10.

TCU still managed 487 yards without much from Boykin and Doctson, including 279 on the ground. Nixon had seven catches for 78 yards.

The Frogs struggled to move the ball soon after Boykin was injured, and again in the fourth while trying to protect the slim lead.

But the defense came through with three straight stops, including an interception by Ty Summers and Terrell Lathan's clinching fourth-down sack of Willis in the final 2 minutes.

	KAN	TCU
FIRST DOWNS	13	25
NET YARDS RUSHING	121	279
Rushing Attempts	30	58
NET YARDS PASSING	203	208
Completions-Attempts-Int	20-41-1	19-34-1
TOTAL OFFENSE YARDS	324	487
Third-Down Conversions	3 of 17	7 of 19
Possession Time	26:11	33:49

Rushing:
TCU: Green 30-179, Hicks 10-52, Sawyer 8-38, Listenbee 1-11, Kohlhausen 3-11
KAN: Kinner 17-86, Cox 7-27, Willis 5-26,

Passing:
TCU: Kohlhausen 13-19, 112, Boykin 5-8, 54, Sawyer 1-7-1, 42
KAN: Willis 21-40-1, 203

Receiving:
TCU: Nixon 7-78-1, Turpin 4-21, Green 3-16, Listenbee 2-48, Hicks 2-33, Doctson 1-12
KAN: Sims 6-55, Booker 4-40, Hartzog 3-41, Parmalee 3-21, Patrick 3-16-1, Johnson 1-30



GAME ELEVEN

Scoring Summary (Final)

2015 TCU Horned Frogs Football
#18 TCU vs #7 Oklahoma (Nov 21, 2015 at Norman, Okla.)
TCU (9-2,6-2) vs. Oklahoma (10-1,7-1)

Date: Nov 21, 2015 • Site: Norman, Okla.
• Stadium: Memorial Stadium • Attendance: 85821

Score by Quarters	1	2	3	4	Score
TCU	7	0	6	16	29
Oklahoma	7	16	7	0	30

NORMAN, Okla. - Bram Kohlhausen's 2-point conversion attempt was batted away by Oklahoma's Steven Parker with less than a minute left and No. 18 TCU fell to No. 7 Oklahoma 30-29 on Saturday night.

After trailing 30-13 in the fourth quarter, TCU had a chance to tie the game after Kohlhausen's 14-yard touchdown pass to Emanuel Porter with 51 seconds remaining. Instead, the Horned Frogs went for the win by attempting the 2-point conversion but were turned away by Parker's late play.

Samaje Perine ran for 188 yards and a touchdown and Heisman Trophy contender Baker Mayfield completed 9 of 20 passes for 127 yards and two touchdowns for Oklahoma (10-1, 7-1 Big 12, No. 7 CFP) before leaving with an apparent head injury after the first half. Without offensive stars Trevone Boykin and Josh Doctson, the Horned Frogs (9-2, 6-2, No. 18 CFP) turned the ball over four times, leading to 24 Oklahoma points.

Freshman Foster Sawyer started in Boykin's place and enjoyed a strong first quarter, completing 7 of his first 8 passes for 103 yards and a touchdown that put the Horned Frogs up 7-0. He was just 1 of 10 after that with three interceptions and was eventually replaced midway through the third quarter by Kohlhausen.

Kohlhausen led the fourth quarter comeback attempt, completing 5 of 11 passes for 122 yards and two touchdowns. Aaron Green rushed for 127 yards - 96 in the second half - and a touchdown.

	TCU	OU
FIRST DOWNS	16	28
NET YARDS RUSHING	161	333
Rushing Attempts	36	59
NET YARDS PASSING	229	203
Completions-Attempts-Int	13-29-3	14-37-1
TOTAL OFFENSE YARDS	390	536
Third-Down Conversions	6 of 17	4 of 20
Possession Time	23:23	36:37

Rushing:
TCU: Green 23-131, Kohlhausen 2-10, Sawyer 5-13
OU: Perine 26-189, Mixon 11-90, Mayfield 10-54, Knight 6-26, Westbrook 1-11

Passing:
TCU: Sawyer 8-18-1, 107, Kohlhausen 5-11-2, 122
OU: Mayfield 9-20-2, 127, Knight 5-16, 76

Receiving:
TCU: Nixon 5-23, Listenbee 4-98-1, Porter 2-23-1, Turpin 1-86-1, Green 1-(-)1
OU: Shepard 8-111-1, Westbrook 1-36-1, Perine 1-16, Andrews 1-15, Baxter 1-14, Neal 1-7, Quick 1-4



GAME TWELVE

Scoring Summary (Final)

2015 TCU Horned Frogs Football
#7 Baylor vs #19 TCU (Nov 27, 2015 at Fort Worth, Texas)
Baylor (9-2,6-2) vs. TCU (10-2,7-2)

Date: Nov 27, 2015 • Site: Fort Worth, Texas
• Stadium: Amon G. Carter Stadium • Attendance: 47675

Score by Quarters	1	2	3	4	OT	Score
Baylor	14	0	0	0	7	21
TCU	7	7	0	0	14	28 (2/OT)

FORT WORTH, Texas – Trevone Boykin threw an 8-yard touchdown pass to KaVontae Turpin in the second overtime and No. 15 TCU beat No. 7 Baylor 28-21 on a rainy Friday night.

Boykin threw for 148 yards and two touchdowns, and ran for a 1-yard score in the first overtime. Josh Carraway returned a fumble 56 yards for a touchdown for the Horned Frogs (10-2, 7-2 Big 12).

Devin Chafin ran for 119 yards and two scores, and caught a 4-yard TD in the first overtime, but was stopped short on a fourth-and-1 play to end the game.

After Boykin's pass to freshman Turpin to start the second overtime, Baylor had fourth-and-1 from the 16. When the Baylor lined up, Chafin took the handoff and ran into TCU defenders Julius Lewis and Ty Summers, the last of Summers' school-record 23 tackles.

Baylor struck first in overtime on Johnson's 4-yard jump pass to Chafin. TCU got even on Boykin's 1-yard keeper, after a pass interference penalty gave the Frogs a first down and a play after Turpin appeared to score but was ruled out of bounds inside the 1.

After Chafin's TD runs of 1 and 5 yards on Baylor's first two drives of the game, and TCU scored in between, there wasn't another offensive score until overtime.

TCU punted on all nine of its second-half possessions. The Bears have six punts and two fumbles before that final drive that ended regulation.

Along with his fumble return in the second quarter that tied the game at 14, Carraway caused a fumble that ended Baylor's best scoring chance of the second half.

The Bears were at the TCU 19 early in the fourth quarter when Carraway leaped into the air and then came to his feet and swiped at the quarterback's arm to knock the ball loose.

On TCU's first drive, Boykin threw a perfect strike to Jarrison Stewart for a 25-yard touchdown.

	BAY	TCU
FIRST DOWNS	21	15
NET YARDS RUSHING	273	154
Rushing Attempts	71	46
NET YARDS PASSING	62	148
Completions-Attempts-Int	7-24-1	18-33-1
TOTAL OFFENSE YARDS	335	302
Third-Down Conversions	6 of 22	2 of 17
Possession Time	27:51	32:09

Rushing:
TCU: Green 17-77, Hicks 11-56, Boykin 14-35
BAY: Chafin 26-119, Jefferson 12-83, Linwood 14-60, Johnson 15-34, Coleman 3-12

Passing:
TCU: Boykin 18-33-2, 148
BAY: Johnson 7-24-1, 62

Receiving:
TCU: Hicks 4-14, Porter 3-48, Turpin 3-15-1, Stewart 2-39-1, Merka 2-20, Nixon 2-6, Listenbee 1-5, Green 1-1
BAY: Cannon 3-28, Linwood 1-15, Coleman 1-8, Lee 1-7, Chafin 1-4-1,



Pac-12 Conference

1st Team All-Pac-12 Selections

Offense

QB - Luke Falk, Washington State
 QB - Jared Goff, California
 RB - **Royce Freeman, Oregon**
 RB - Christian McCaffrey, Stanford
 WR - Kenny Lawler, California
 WR - Gabe Marks, Washington State
 WR - JuJu Smith Schuster, USC
 TE - Austin Hopper, Stanford
 OL - Zach Banner, USC
 OL - Joe Dahl, Washington State
 OL - Joushua Garnett, Stanford
 OL - **Tyler Johnstone, Oregon**
 OL - Kyle Murphy, Stanford

Defense

DL - DeForest Buckner, Oregon
 DL - Kenny Clark, UCLA
 DL - Lowell Lotulelei, Utah
 DL - Aziz Shittu, Stanford
 DL - Antwaun Woods, USC
 LB - Su'a Cravens, USC
 LB - Blake Martinez, Stanford
 LB - Gionni Paul, Utah
 DB - Budda Baker, Washington
 DB - Adoree Jackson, USC
 DB - Sidney Jones, Washington
 DB - Marcus Williams, Utah

Special Teams

K - Aidan Schneider, Oregon
 P - Tom Hackett, Utah
 KR/PR - Christian McCaffrey, Stanford
AP/ST - Charles Nelson, Oregon



2nd Team All-Pac-12 Selections

Offense

QB - Kevin Hogan, Stanford
 RB - Devontae Booker, Utah
 RB - Paul Perkins, UCLA
WR - Bralon Addison, Oregon
WR - Darren Carrington, Oregon
 WR - Nelson Spruce, Colorado
 TE - Thomas Duarte, UCLA
 OL - Jake Brendel, UCLA
 OL - J.J. Dielman, Utah
 OL - Conor McDermott, UCLA
 OL - Christian Westermann, Arizona State
 OL - Chad Wheeler, USC

Defense

DL - Darryl Paulo, Washington State
 DL - Taniela Tupou, Washington
 DL - Destiny Vaeao, Washington State
 DL - Delvon Simmons, USC
 LB - Travis Freeney, Washington
 LB - Deon Hollins, UCLA
 LB - Jared Norris, Utah
 DB - Chidobe Awuzie, Colorado
 DB - Randall Goforth, UCLA
 DB - Ronnie Harris, Stanford
 DB - Jaleel Wadood, UCLA

Special Teams

K - Ka'imi Fairbairn, UCLA
 P - Drew Riggleman, Arizona
 KR/PR - Adoree Jackson, USC
 AP/ST - Soma Vainuku, USC

Final Conference Standings

Pac-12 North

SCHOOL	CONF. RECORD	OVERALL RECORD
1. Stanford	8-1	11-2
2. Oregon	7-2	9-3
3. Washington State	6-3	8-4
4. California	4-5	7-5
5. Washington	4-5	6-6
6. Oregon State	0-9	2-10

Pac-12 South

SCHOOL	CONF. RECORD	OVERALL RECORD
1. USC	6-3	8-5
2. Utah	6-3	9-3
3. UCLA	5-4	8-4
4. Arizona State	4-5	6-6
5. Arizona	3-6	6-6
6. Colorado	1-8	4-9

Conference Postseason Awards

Offensive Player of the Year - Christian McCaffrey, RB, Stanford
Pat Tillman Defensive Player of the Year - DeForest Buckner, DE, Oregon
 Freshman Offensive Player of the Year - Josh Rosen, QB, UCLA
 Freshman Defensive Player of the Year - Cameron Smith, LB, USC
 Scholar-Athlete of the Year - Mike Bercovici, QB, Arizona State
 Co-Coach of the Year - Mike Leach, Washington State
 Co-Coach of the Year - David Shaw, Stanford

Oregon University

Oregon Quick Facts

Location: Eugene, Oregon
 Founded: 1876
 First Football Season: 1894
 Enrollment: 24,500
 Mascot: Ducks
 Colors: Green and Yellow
 President: Michael Schill
 Athletic Director: Rob Mullens
 Stadium: Autzen Stadium (54,000)
 Playing Surface: FieldTurf
 Athletic Website: www.goducks.com

Social Media Handles

Twitter: @WinTheDay
 Instagram: @oregongridiron
 Facebook: [facebook.com/WinTheDay](https://www.facebook.com/WinTheDay)
 Hashtags: #WinTheDay, #GoDucks, #WTD




2015 Schedule & Results (9-3)

Sept 5	vs. Eastern Washington	W 61-42
Sept 12	at #5 Michigan State	L 31-28
Sept 19	vs. Georgia State	W 61-28
Sept 26	vs. #18 Utah	L 62-20
Oct 3	at Colorado	W 41-24
Oct 10	vs. Washington State	L 45-38 OT
Oct 17	at Washington	W 26-20
Oct 29	at Arizona State	W 61-55 3/OT
Nov 7	vs. California	W 44-28
Nov 14	at #7 Stanford	W 38-36
Nov 21	vs. #24 USC	W 48-28
Nov 27	vs. Oregon State	W 52-42

All-Time Bowl Results (12-16):

1917 Rose Bowl: Oregon 14, Pennsylvania 0
 1920 Rose Bowl: Harvard 7, Oregon 6
 1949 Cotton Bowl: SMU 21, Oregon 13
 1958 Rose Bowl: Ohio State 10, Oregon 7
 1960 Liberty Bowl: Penn State 41, Oregon 12
 1963 Sun Bowl: Oregon 21, SMU 14
 1989 Independence Bowl: Oregon 27, Tulsa 24
 1990 Freedom Bowl: Colorado State 32, Oregon 31
 1992 Independence Bowl: Wake Forest 39, Oregon 35
 1995 Rose Bowl: Penn State 38, Oregon 20
 1996 Cotton Bowl: Colorado 38, Oregon 6
 1997 Las Vegas Bowl: Oregon 41, Air Force 13
 1998 Aloha Bowl: Colorado 51, Oregon 43
 1999 Sun Bowl: Oregon 24, Minnesota 20
 2000 Holiday Bowl: Oregon 35, Texas 30
 2002 Fiesta Bowl: Oregon 38, Colorado 16
 2002 Seattle Bowl: Wake Forest 38, Oregon 17
 2003 Sun Bowl: Minnesota 31, Oregon 30
 2005 Holiday Bowl: Oklahoma 17, Oregon 14
 2006 Las Vegas Bowl: BYU 38, Oregon 6
 2007 Sun Bowl: Oregon 56, South Florida 21
 2008 Holiday Bowl: Oregon 42, Oklahoma State 31
 2010 Aloha Bowl: Ohio State 26, Oregon 17
 2011 BCS Championship: Auburn 22, Oregon 19
 2012 Rose Bowl: Oregon 45, Wisconsin 38
 2013 Fiesta Bowl: Oregon 35, Kansas State 17
 2013 Valero Alamo Bowl: Oregon 30, Texas 17
 2015 Rose Bowl: Oregon 59, Florida State 20
 2015 CFP Championship: Ohio State 42, Oregon 20



Players To Watch

Vernon Adams, Jr., QB: Adams finished second in the country with a 179.6 passer rating and threw for a combined 11 touchdowns and one interception over the course of the Ducks' final three games, all of them wins.

DeForest Buckner, DE: This year's Pac-12 Defensive Player of the Year, Buckner finished the year second in the Pac-12 with 9.5 sacks and third in the Pac-12 with 16 tackles for loss. He is second on the team in tackles with 76, only trailing linebacker Joe Walker (82).

Royce Freeman, RB: The sophomore and Pac-12's leading rusher was the player in the FBS to amass 100 yards or more from scrimmage in every game this season.

Mark Helfrich - Head Coach, Oregon



Mark Helfrich Quick Facts:

- Three bowl appearances in three seasons as head coach, including National Championship appearance in 2014
- Defeated Texas 30-7 in 2013 Valero Alamo Bowl
- 33-7 overall record
- Coached Marcus Mariota, Oregon's first Heisman winner.
- Spent 11 years as a quarterback coach prior to becoming Head Coach at Oregon
- Finalist for Eddie Robinson Coach of the Year Award (2014)

Coaching Career:

1996: Southern Oregon (Running Backs)
 1997: Oregon (Graduate Assistant)
 1997: Vienna (Offensive Coordinator)
 1998–2000: Boise St. (Quarterbacks)
 2001–2002: Arizona St. (Quarterbacks)
 2003–2005: Arizona St. (PGC/Quarterbacks)
 2006–2008: Colorado (Offensive Coordinator/QBs)
 2009–2012: Oregon (Offensive Coordinator/QBs)
 2013–present: Oregon (Head Coach)

Mark Helfrich & Staff

Oregon Head Coach Mark Helfrich knew the comparisons would be inevitable – how do you replace arguably the most successful football coach in school history? His answer was simple – by being Mark Helfrich.

There is no question the formula has proven to be widely successful. In three seasons the Ducks have flourished under the native Oregonian's guidance, accumulating a 33-7 ledger and wins in the 2013 Valero Alamo Bowl over Texas (30-7) and in the 2015 Rose Bowl over Florida State (59-20).

While leading Oregon to a first-year mark of 11-2 and a post-season celebration in 2013, the number of wins equaled three others for the conference record for success by a rookie head coach as well as surpassed his predecessor Chip Kelly's previous Oregon pinnacle for most wins by the school's first-year mentor. In addition, Helfrich joined Ducks' alum John Robinson as the league's only other coach to win a bowl game in his inaugural season (USC in 1976).

But 2014 resulted in an entirely different standard of success. While becoming only the school's second football coach ever to lead the program to a National Championship appearance, he guided Oregon to more single-season victories (13) than any other school in conference history. In the process he avenged his only regular-season loss of the year to Arizona with a convincing 51-13 win in the conference championship game, handed defending national champion Florida State its only setback in two seasons, and benefitted from the play of the school's first Heisman Trophy winner ever.

Only one other squad in school history had ever won as many as 11 football games in a single season (2001) prior to his arrival as offensive coordinator in 2009 – Helfrich now has been a part of five teams to do so – three as an Oregon assistant (2010, 2011, 2012) and two others in a head coaching capacity.

However he may have overcome his biggest challenge in 2015. Faced with breaking in a new quarterback who was limited to only one quarter of play during a four-game stretch, Helfrich's team overcame a 3-3 start to win its final six regular-season outings against a schedule that would include nine opponents who advanced to the post-season.

Following the 2014 season, the Ducks' former graduate assistant coach (1997) was a finalist for the Eddie Robinson Coach-of-the-Year Award as well as the Maxwell Football Club Coach-of-the-Year honors.

He has helped orchestrate the continuation of the program's offensive firepower in his brief head coaching tenure as the Ducks led the league in total offense (6th in the country) for the sixth year in a row in 2015, in scoring offense (6th in the nation) for the ninth straight season, and in rushing (5th nationally) for the 10th time in many years.

The 42-year-old Helfrich was appointed the school's 32nd head football coach on Jan. 20, 2013, following a quartet of seasons as the Ducks' offensive coordinator and quarterbacks coach during the program's most prolific era in school history. Oregon tallied a 46-7 ledger and four BCS bowl appearances from 2009-12.

He had accumulated three seasons as an offensive coordinator and 11 years coaching quarterbacks prior to his return to Eugene.

The first native Oregonian to head the university's football program in 71 years was named the program's offensive coordinator and quarterbacks coach following three seasons in the same capacity at Colorado (2006-08), five years as quarterbacks coach at Arizona State (2001-05) - which included his final three campaigns in Tempe, Ariz., as passing game coordinator - and three seasons as quarterbacks coach at Boise State (1998-2000).

It didn't take long for Helfrich to be recognized for his impact on the Ducks' offensive success as he was named by FootballScoop as its National Quarterbacks Coach of the Year in 2010 and 2012, in addition to being one of three finalists as its national offensive coordinator of the year honor.

He played a significant role in the development of Darron Thomas, who went on to lead Oregon to the 2011 BCS National Championship Game as a first-year starter, as well as the 2012 Rose Bowl win over Wisconsin. Thomas became the school's first signal-caller ever to complete more than 30 touchdowns in a single season on two separate occasions, finishing his collegiate career with a then school-record 66 scoring strikes.

Helfrich then tutored Pac-12 Conference Offensive Freshman of the Year and three-time first-team all-conference choice Marcus Mariota, who not only quarterbacked the Ducks to a 35-17 win over Kansas State in the Tostitos Fiesta Bowl but became the circuit's first freshman to earn first-team all-league honors since 1989.

But that was only the beginning as Mariota completed his collegiate career as the Ducks' third unanimous first-team All-American in school history as well as their first Heisman Trophy winner ever. He proceeded to become the second overall pick in the 2015 NFL Draft and the most decorated football player in the program's annals.

Over the course of his last 16 seasons, Helfrich has played a role with offenses that have ranked among the nation's top-eight teams in scoring offense nine times, the upper seven contingents in passing efficiency in five instances, the top six in rushing on five occasions, and the elite five in total offense six times. Born in Medford, Ore., the 1992 Marshfield (Coos Bay) High School graduate turned down an opportunity to walk on at Oregon in favor of attending Southern Oregon University, where he graduated with a bachelor's degree in biology in 1996. The NAIA Scholar-Athlete (1993) led the nation in total offense while earning NAIA honorable mention All-America accolades and first-team Columbia Football Association honors as a senior. That season, he accumulated single-season school records in passing yards (2,712), total offense (3,196) and touchdown passes (23), topping the 400-yard mark in single-game total offense three times.

He was inducted into his alma mater's Athletics Hall of Fame in the fall of 2012.

He began his coaching career as running backs coach at his alma mater in 1996 before playing and coaching (offensive coordinator) in Europe with the Vienna (Austria) Vikings in the winter of 1997.

Mark and his wife, Megan, are the parents of one son, Max (8), and one daughter, Maggie (4).



Don Pellum
Defensive Coordinator
Inside LBs



John Neal
Passing Game Coordinator/
Secondary



Erik Chinander
Outside Linebackers



Tom Osborne
Special Teams/ Tight Ends



Steve Greatwood
Assistant Head Coach
Running Backs/ Offensive Line



Gary Campbell
Running Backs



Ron Aiken
Defensive Line



Matt Lubick
Passing Game Coordinator
Wide Receivers

Oregon Roster (Numerical)

NO	NAME	POS	NO	NAME	POS
1	Arrion Springs	DB	42#	Cody Carriger	OLB
2#	Bralon Addison	WR	42#	Blake Maimone	P
2#	Matt Mariota	OLB	43	Fotu Leiato II	DB
3#	Vernon Adams Jr.	QB	44	DeForest Buckner	DL
3#	Tyree Robinson	DB	45	T.J. Daniel	DL
4	Alex Ofodile	WR	46	Danny Mattingly	LB
5	Taj Griffin	RB	47	Rex Manu	DL
6	Charles Nelson	DB/WR	48	Rodney Hardrick	LB
7	Darren Carrington	WR	49	Matt Wogan	K
8	Reggie Daniels	DB	50	Austin Maloata	DL
9#	Gus Cumberlander	DL	51	Gary Baker	DL
9#	Byron Marshall	WR	52	Ivan Faulhaber	OLB
10	Ty Griffin	CB	53	Blake Rugraff	LB
11#	Justin Hollins	OLB	54#	De'Quan McDowell	LB
11#	Travis Jonsen	QB	54#	Calvin Throckmorton	OL
11#	Kirk Merritt	WR	55	Tui Talia	DL
12#	Taylor Alie	QB	56	Alex Balducci	DL
12#	Chris Seisay	DB	57	Doug Brenner	OL
13	Devon Allen	WR	58	Tanner Carew	LS
14	Ugo Amadi	DB	60	Jim Weber	OL
15	Jalen Brown	WR	61	Jake Hanson	OL
16#	Dylan Kane	DB	62	Matt Pierson	OL
16#	Morgan Mahalak	QB	63	Davis Miyashiro-Saipaia	OL
17#	Jeff Lockie	QB	64	Tyler Johnstone	OL
17#	Juwaan Williams	DB	65	Mike Miller	OL
18	Jimmie Swain	LB	66#	Brady Aiello	OL
19	Austin Daich	DB	66#	Devin Melendez	LS
20#	Tony Brooks-James	RB	67	Tanner Davies	OL
20#	Jake Froehlich	LB	68	Shane Lemieux	OL
21	Royce Freeman	RB	72	Matt Hegarty	OL
22#	Jeff Bieber	WR	73	Tyrell Crosby	OL
22#	Jihree Stewart	DB	74	Elijah George	OL
23	Malik Lovette	WR	75	Zach Okun	OL
25	Glen Ihenacho	DB	76	Jake Pisarcik	OL
26#	Casey Eugenio	WR	77	Haniteli Lousi	OL
26#	Khalil Oliver	DB	78	Cameron Hunt	OL
27#	Jacob Breeland	TE	79	Evan Voeller	OL
27#	Mattrell McGraw	DB	80	Koa Ka'ai	TE
28#	Chayce Maday	WR	81	Evan Baylis	TE
28#	Johnny Ragin III	LB	82	Zac Schuller	WR
29#	Kani Benoit	RB	83	Johnny Mundt	TE
29#	Tyler Reid	DB	85	Pharaoh Brown	TE
30	Paris Bostick	LB	86	Torrodne Prevot	OLB
31	Sean Killpatrick	DB	87	Jhet Janis	WR
32	Eddie Heard	OLB	88	Dwayne Stanford	WR
33	Tyson Coleman	OLB	89	Chris Tewhill	WR
34#	Jonah Moi	OLB	90#	Drayton Carlberg	DL
34#	Lane Roseberry	RB	90#	Jake McCreath	TE
35	Joe Walker	LB	92	Henry Mondeaux	DL
36#	Justin Hunter	OLB	93	Jason Sloan	DL
36#	Langston Stuckey	RB	95	Spencer Stark	DL
37#	J.J. Jones	RB	96	Christian French	OLB
37#	Michael Manns	DB	97	Jalen Jelks	DL
38#	Ian Wheeler	P	98	Jordan Kurahara	DL
38#	Jaren Zadlo	LB	99	Canton Kaumatule	DL
39#	Kaulana Apelu	LB			
39#	Ryan Bay	TE			
40	Taylor Stinson	TE			
41#	Jarret LaCoste	RB			
41#	Aidan Schneider	K			

Oregon Pronunciation Guide

DEVON Allen	DEV-in
KAULANA APELU	kow-LAH-nah uh-PELL-oo
KANI BENOIT	can-EYE ben-WAH
Cody CARRIGER	care-ih-grr
Austin DAICH	DYE-tch
Ivan FAULHABER	fall-hay-bur
Glen IHENACHO	eye-heh-nacho
Koa KA'AI	KAI
Canton KAUMATULE	kah-mah-too-lay
HANITELI LOUSI	hah-nah-telly LOO-see
Blake MAIMONE	may-MOAN
Austin MALOATA	mal-oh-ah-tah
Matt MARIOTA	marr-ee-oh-tah
Henry MONDEAUX	mon-dew
Alex OFODILE	oh-FAH-dah-lay
KHALIL Oliver	kuh-lil
Jake PISARCIK	pih-SAR-chik
TORRODNEY PREVOT	Tor-ROD-nee PREE-vo
Johnny RAGIN	ray-ginn
Chris SEISAY	SEE-say
ARRION Spings	air-E-on
TUI TALIA	tu-ee TAL-yah
Evan VOELLER	VOH-ler
JUWAAN Williams	juu-WAHN

denotes duplicate jersey numbers

Oregon Roster (Alphabetical)

NO	NAME	POS	HT	WT	YR-EX	HOMETOWN (LAST SCHOOL)
3#	Vernon Adams Jr.	QB	5-11	201	Sr.-TR	Pasadena, CA (Eastern Washington/Alemany)
2#	Bralon Addison	WR	5-10	190	Jr.-2L*	Missouri City, TX (Ft. Bend Hightower)
66#	Brady Aiello	OL	6-7	275	Fr. -HS	Lafayette, CA (Acalanes)
12#	Taylor Alie	QB	6-0	185	So.-1L*	Eugene, OR (Sheldon)
13	Devon Allen	WR	6-0	185	So.-1L*	Phoenix, AZ (Brophy Prep)
14	Ugo Amadi	DB	5-10	185	Fr.-HS	Nashville, TN (Overton)
39#	Kaulana Apelu	LB	5-11	196	Fr.-HS	Aiea, HI (Honolulu)
51	Gary Baker	DL	6-4	298	Fr.-HS	Upland, CA (Upland)
56	Alex Balducci	DL	6-4	310	Sr.-3L	Portland, OR (Central Catholic)
39#	Ryan Bay	TE	6-4	230	Fr.-HS	Tigard, OR (Tigard)
81	Evan Baylis	TE	6-6	250	Jr.-2L*	Centennial, CO (Grandview)
29#	Kani Benoit	RB	6-0	210	So.-SQ*	Phoenix, AZ (Phx. Thunderbird)
22#	Jeff Bieber	WR	6-2	195	Fr.-RS*	Beaverton, OR (Sunset)
30	Paris Bostick	LB	6-1	220	So. -JC*	Tampa, FL (Santa Monica College/Plant)
27#	Jacob Breeland	TE	6-5	221	Fr.-HS	Mission Viejo, CA (Trabuco Hills)
57	Doug Brenner	OL	6-2	305	So.-1L*	Portland, OR (Jesuit)
20#	Tony Brooks-James	RB	5-9	185	Fr.-RS*	Gainesville, FL (Gainesville)
15	Jalen Brown	WR	6-1	200	Fr.-RS*	Phoenix, AZ (Mountain Pointe)
85	Pharaoh Brown	TE	6-6	250	Sr.-3L	Lyndhurst, OH (Brush)
44	DeForest Buckner	DL	6-7	300	Sr.-3L	Waianae, HI (Punahou)
58	Tanner Carew	LS	6-1	215	So.-1L	Chino Hills, CA (Damien)
90#	Drayton Carlberg	DL	6-5	290	Fr.-HS	Minneapolis, MN (DeLaSalle)
42#	Cody Carriger	OLB	6-6	240	Jr.-1L*	Butte, MT (Butte)
7	Darren Carrington	WR	6-2	195	So.-1L*	San Diego, CA (Horizon)
33	Tyson Coleman	OLB	6-1	235	Sr.-3L*	Lake Oswego, OR (Lake Oswego)
73	Tyrell Crosby	OL	6-5	310	So.-1L	Henderson, NV (Green Valley)
9#	Gus Cumberlander	DL	6-6	260	Fr.-HS	Ellenwood, GA (Cedar Grove)
19	Austin Daich	DB	6-3	210	Jr.-1L*	Aptos, CA (Watsonville)
45	T.J. Daniel	DL	6-6	275	Jr.-2L*	Oakland, CA (Bishop O'Dowd)
8	Reggie Daniels	DB	6-1	205	Jr.-2L*	Chandler, AZ (Hamilton)
67	Tanner Davies	OL	6-3	294	Fr.-RS*	Eugene, OR (Sheldon)
26#	Casey Eugenio	WR	5-8	180	Fr.-RS*	San Clemente, CA (JSerra)
52	Ivan Faulhaber	OLB	6-2	224	So.-SQ*	Eugene, OR (Sheldon)
21	Royce Freeman	RB	5-11	230	So.-1L	Imperial, CA (Imperial)
96	Christian French	OLB	6-5	250	Sr.-3L*	Cedar Rapids, IA (John F. Kennedy)
20#	Jake Froehlich	LB	6-0	220	Fr.-HS	Wolfeboro, NH (Tilton School)
74	Elijah George	OL	6-5	295	So.-SQ*	Las Vegas, NV (Arbor View)
5	Taj Griffin	RB	5-10	175	Fr.-HS	Powder Springs, GA (McEachern)
10	Ty Griffin	CB	6-0	200	So.-TR*	Powder Springs, GA (Ga. Tech/ McEachern)
61	Jake Hanson	OL	6-5	288	Fr.-HS	Eureka, CA (Eureka)
48	Rodney Hardrick	LB	6-1	250	Sr.-3L*	Colton, CA (Colton)
32	Eddie Heard	OLB	6-3	250	So.-RS*	Oakland, CA (Laney College/McClymonds)
72	Matt Hegarty	OL	6-4	295	Sr.-TR*	Aztec, NM (Notre Dame/Aztec)
11#	Justin Hollins	OLB	6-6	230	So.-1L	Arlington, TX (Martin)
78	Cameron Hunt	OL	6-4	295	Jr.-2L	Corona, CA (Centennial)
36#	Justin Hunter	OLB	6-4	235	Fr.-HS	Castle Rock, CO (Rock Canyon)
25	Glen Ihenacho	DB	5-11	185	Fr.-RS*	Carson, CA (Serra)
87	Jhet Janis	WR	5-11	190	Fr.-RS*	Stevens, PA (Cocalico)
97	Jalen Jelks	DL	6-6	268	Fr.-RS*	Phoenix, AZ (Desert Vista)
64	Tyler Johnstone	OL	6-6	295	Sr.-2L*	Chandler, AZ (Hamilton)
37#	J.J. Jones	RB	5-9	180	Jr.-SQ*	Los Angeles, CA (Harvard-Westlake)
11#	Travis Jonsen	QB	6-3	194	Fr.-HS	Anaheim, CA (Servite)
80	Koa Ka'ai	TE	6-4	240	Sr.-2L*	Honolulu, HI (Kamehameha)
16#	Dylan Kane	DB	6-3	195	Fr.-HS	Honolulu, HI (Kamehameha)
99	Canton Kaumatule	DL	6-7	295	Fr.-HS	Honolulu, HI (Punahou)
31	Sean Killpatrick	DB	5-11	205	Fr.-HS	Pearland, TX (St. Pius X)
98	Jordan Kurahara	DL	6-8	250	Fr.-RS*	Sherwood, OR (Sherwood)
41#	Jarret LaCoste	RB	5-11	210	Jr.-SQ*	Albany, OR (College of Siskiyous/West Albany)

Oregon Roster (Alphabetical)

NO	NAME	POS	HT	WT	YR-EX	HOMETOWN (LAST SCHOOL)
43	Fotu Leiato II	DB	6-1	200	Fr.-HS	Steilacoom, WA (Steilacoom)
68	Shane Lemieux	OL	6-6	302	Fr.-HS	Yakima, WA (West Valley)
17#	Jeff Lockie	QB	6-2	205	Jr.-2L*	Alamo, CA (Monte Vista)
77	Haniteli Lousi	OL	6-5	310	Sr.-1L	Fremont, CA (College of San Mateo/Washington)
23	Malik Lovette	DB	5-11	205	Fr.-HS	Redlands, CA (Redlands East Valley)
28#	Chayce Maday	WR	5-11	180	Fr.-RS*	Corning, CA (Corning)
16#	Morgan Mahalak	QB	6-3	205	Fr.-RS*	Kentfield, CA (Marin Catholic)
42#	Blake Maimone	P	6-6	213	Fr.-HS	Thousand Oaks, CA (Oaks Christian)
50	Austin Maloata	DL	6-1	305	So.-1L	American Samoa (Centennial [CA])
37#	Michael Manns	DB	5-11	180	Jr. -SQ*	Molalla, OR (Molalla)
47	Rex Manu	DL	6-3	315	Fr.-HS	Mililani, HI (Mililani)
2#	Matt Mariota	OLB	6-2	248	Fr.-HS	Honolulu, HI (St. Louis)
9#	Byron Marshall	WR	5-10	205	Sr.-3L	San Jose, CA (Valley Christian)
46	Danny Mattingly	LB	6-5	245	So.-1L*	Spokane, WA (Mead)
90#	Jake McCreath	TE	6-3	245	Jr.-SQ*	Ripon, CA (Modesto JC/Ripon)
54#	De'Quan McDowell	LB	6-1	203	Jr.-TR	Marshalltown, IA (Ellsworth CC/Marshalltown)
27#	Mattrell McGraw	DB	5-10	185	Fr.-RS*	New Orleans, LA (John Curtis)
66#	Devin Melendez	LS	6-2	205	So.-SQ	La Habra, CA (La Habra)
11#	Kirk Merritt	WR	5-11	205	Fr.-HS	Destrehan, LA (Destrehan)
65	Mike Miller	OL	6-4	285	Fr.-RS*	Portland, OR (Boise State/Jesuit)
63	Davis Miyashiro-Saipia	OL	6-2	300	Fr.-RS*	Honolulu, HI (Punahou)
34#	Jonah Moi	OLB	6-4	250	Jr.- JC	Redlands, CA (Riverside CC/Citrus Valley)
92	Henry Mondeaux	DL	6-5	280	So.-1L	Portland, OR (Jesuit)
83	Johnny Mundt	TE	6-4	245	Jr.-2L	Modesto, CA (Central Catholic)
6	Charles Nelson	DB/WR	5-8	170	So.-1L	Daytona Beach, FL (Seabreeze)
4	Alex Ofodile	WR	6-3	200	Fr.-HS	Columbia, MO (Rock Bridge)
75	Zach Okun	OL	6-4	310	Fr.-HS	Newbury Park, CA (Newbury Park)
26#	Khalil Oliver	DB	6-0	200	Fr.-RS*	Meridian, ID (Rocky Mountain)
62	Matt Pierson	OL	6-6	298	Sr.-2L*	West Linn, OR (Jesuit)
76	Jake Pisarcik	OL	6-2	300	So.-1L*	Medford, NJ (Shawnee)
86	Torrodney Prevot	OLB	6-3	225	Jr.-2L	Houston, TX (Alief Taylor)
28#	Johnny Ragin III	LB	6-3	225	Jr.-1L	Wilsonville, OR (California/Wilsonville)
29#	Tyler Reid	DB	5-8	170	Fr.-HS	Eugene, OR (Churchill)
3#	Tyree Robinson	DB	6-4	205	So.-1L*	San Diego, CA (Lincoln)
34#	Lane Roseberry	RB	6-1	230	Jr.-1L*	Bly, OR (Lakeview)
53	Blake Rugraff	LB	6-2	215	Fr.-HS	St. Charles, MO (St. Charles West)
41#	Aidan Schneider	K	6-4	235	So.-1L	Portland, OR (Grant)
82	Zac Schuller	WR	5-10	180	Sr.-1L	Moss Beach, CA (City College of SF/St. Ignatius)
12#	Chris Seisay	DB	6-1	190	So.-1L*	Vallejo, CA (American Canyon)
93	Jason Sloan	DL	6-3	225	So.-SQ*	Salem, OR (McKay)
1	Arrion Springs	DB	5-11	205	So.-1L	San Antonio, TX (Roosevelt)
88	Dwayne Stanford	WR	6-5	205	Jr.-2L*	Cincinnati, OH (Taft)
95	Spencer Stark	DL	6-2	275	Fr.-RS*	Modesto, CA (Central Catholic)
22#	Jihree Stewart	DB	6-0	182	Fr.-HS	Corona, CA (Centennial)
40	Taylor Stinson	TE	6-5	235	Fr.-RS*	Happy Valley, OR (Clackamas)
36#	Langston Stuckey	RB	5-11	185	Fr.-HS	Fort Collins, CO (Fort Collins)
18	Jimmie Swain	LB	6-2	235	So.-1L	Olathe, KS (Olathe North)
55	Tui Talia	DL	6-5	285	Sr.-1L	Concord, CA (Diablo Valley College/Ygnacio Valley)
89	Chris Tewhill	WR	5-8	180	Jr.-SQ*	Corte Madera, CA (Claremont-Mudd-Scripps/Marin Catholic)
54#	Calvin Throckmorton	OL	6-6	290	Fr. -HS	Bellevue, WA (Newport)
79	Evan Voeller	OL	6-5	295	So.-1L*	West Linn, OR (West Linn)
35	Joe Walker	LB	6-2	240	Sr.-2L	Palos Verdes, CA (L.A. Harbor College/Palos Verdes)
60	Jim Weber	OL	6-2	270	Fr.-RS*	Beaverton, OR (Southridge)
38#	Ian Wheeler	P	6-0	205	So.-1L*	Demorest, GA (Habersham Central)
17#	Juwaan Williams	DB	6-0	195	So.-1L*	Tucker, GA (Tucker)
49	Matt Wogan	K	6-2	210	Jr.-2L	Indian Trail, NC (Porter Ridge)
38#	Jaren Zadlo	LB	5-11	195	Fr. -HS	Ewa Beach, HI (Mililani)

*Utilized Redshirt Year

Oregon Game Recaps

Game One

2015 Oregon Football					
Eastern Washington vs #7 Oregon (09/05/15 at Eugene, OR)					
Eastern Washington (0-1) vs. Oregon (1-0)					
Date: 09/05/15 • Site: Eugene, OR • Stadium: Autzen Stadium					
• Attendance: 58128					
Score by Quarters	1	2	3	4	Score
Eastern Washington	7	14	14	7	42
Oregon	20	17	17	7	61

Eugene, Oregon- EUGENE, Ore. — The No. 7-ranked Ducks opened the 2015 season by winning its 11th straight home opener, 61-42 over visiting Eastern Washington, but the victory did not come without a price. Although the effects of Vernon Adams' injured finger wouldn't be known for weeks, it was one that played a role over the course of Oregon's next five games.

Vernon Adams Jr.'s debut with the Ducks was a triumphant one. Playing against the school where he played the previous three seasons, the graduate transfer led Oregon to victory in a shootout over an FCS school that set numerous school records for offense last season. The young UO secondary was targeted for 438 passing yards by the Eagles, but Adams and the UO offense had more than enough firepower to match.

The Ducks relied on their rushing game early, with Kani Benoit, Royce Freeman and Tony Brooks-James all scoring on the ground — in Freeman's case, three times. His first put Oregon up 20-7 late in the first quarter, and his second made it 34-21 midway through the second.

Eastern did most of its damage through the air, relying heavily on receiver Cooper Kupp, who accounted for 246 receiving yards - an Autzen Stadium record - and three touchdowns. But Adams and the Ducks also did work through the air; his first-quarter TD pass to Bralon Addison gave Oregon 69 straight games with at least one touchdown through the air, tying the FBS record held by Texas Tech (2006-11).

Playing for the first time in four seasons without Heisman Trophy winner Marcus Mariota at quarterback, the Ducks didn't miss much of a beat offensively, accumulating 731 yards of total offense.

Freeman started his sophomore year where he left off in 2014, running for 180 yards while averaging 8.6 yards per carry. Adams added 94 yards on the ground while throwing for 246 (19-25). Cornerback Chris Seisay led the defense with nine tackles in addition to intercepting one pass, while Joe Walker added eight stops and was aided by Juwaan Williams' 17-yard interception.

	EWU	ORE
FIRST DOWNS	31	34
NET YARDS RUSHING	111	485
Rushing Attempts	31	57
NET YARDS PASSING	438	246
Completions-Attempts-Int	37-55-2	19-25-0
TOTAL OFFENSE YARDS	549	731
Third-Down Conversions	6 of 14	5 of 10
Possession Time	33:13	26:47

Rushing:
ORE: Freeman 21-180, Adams Jr. 14-101, Benoit 11-83, Brooks 6-63, Griffin 3-64
EWU: Wilson 10-43, Williams 7-37

Passing:
ORE: Adams Jr. 19-25-2, 246
EWU: West 23-34-3, 293

Receiving:
ORE: Marshall 4-69-1, Stanford 3-90, 3-24-1
EWU: Kupp 15-246-3, Bourne 5-60-1, 4-49-1

Game Two

2015 Oregon Football					
#7 Oregon vs #5 Michigan State (09/12/15 at East Lansing, MI)					
Oregon (1-1) vs. Michigan State (2-0)					
Date: 09/12/15 • Site: East Lansing, MI • Stadium: Spartan Stadium					
• Attendance: 76526					
Score by Quarters	1	2	3	4	Score
Oregon	7	0	7	14	28
Michigan State	7	7	10	7	31

EAST LANSING, Mich. — The No. 7 Ducks dropped a dramatic 31-28 decision at fifth-ranked Michigan State but the verdict remained in doubt until the closing minute of the game.

There were no hints of the offensive struggles to come when Oregon drove to a touchdown on the game's opening drive. Charles Nelson caught three balls for 43 yards on the possession, setting up a two-yard rushing touchdown by Freeman. But that would be the only UO offensive touchdown of the first three quarters.

Michigan State answered immediately, with Madre London's 62-yard rush on the Spartans' first play from scrimmage setting up a Connor Cook passing touchdown to Josiah Price. Cook added another touchdown pass in the second quarter, while Adams threw two first-half interceptions and Freeman was stopped on a fourth-down run short of the goal line.

Addison's return after a three-and-out from the UO defense opened the second half, and tied the game. Michigan State went up 21-14 on an L.J. Scott rushing touchdown that followed a long fourth-down conversion. A Michael Geiger field goal gave the Spartans some breathing room at 24-14, before the UO offense got going again and Adams rushed for a short touchdown early in the fourth quarter.

Michigan State answered quickly again, going 65 yards in three plays with Scott's second TD run providing the home team a 31-21 lead. But the Spartans would go three-and-out on their next two drives, while the Ducks pulled within a field goal on a Byron Marshall touchdown with 3:25 to play. Marshall got open behind the defense on Oregon's next possession, but Adams overthrew him and Michigan State held on to win.

Addison's 236 all-purpose yards signified a career-high. He led the Ducks with seven receptions for 138 yards, and returned four punts for 98 yards. Arrion Springs led the Ducks with 13 tackles while Joe Walker added 11.

The UO defense held Michigan State to 3-of-12 on third down, but the Spartans converted both their fourth-down conversion attempts, each setting up a touchdown.

	ORE	MSU
FIRST DOWNS	26	21
NET YARDS RUSHING	123	197
Rushing Attempts	43	37
NET YARDS PASSING	309	192
Completions-Attempts-Int	22-39-2	20-32-1
TOTAL OFFENSE YARDS	432	389
Third-Down Conversions	4 of 13	3 of 12
Possession Time	26:34	33:26

Rushing:
ORE: Addison 24-103, Brooks 3-20, Adams, Jr. 14-26
MSU: London 18-114, Scott 11-76, Shelton 2-22

Passing:
ORE: Adams, JR. 22-39-1, 309
MSU: Cook 20-32-2, 192

Receiving:
ORE: Addison 7-138, Nelson 7-79, Marshall 3-41-1, Freeman 3-34, Baylis 2-17
MSU: Burbridge 8-101-1, Kings 6-48, Price 2-23-1, Lyles 1-18, Lang 1-3

Game Three

2015 Oregon Football					
Georgia State vs #12 Oregon (09/19/15 at Eugene, OR)					
Georgia State (1-2) vs. Oregon (2-1)					
Date: 09/19/15 • Site: Eugene, OR • Stadium: Autzen Stadium					
• Attendance: 56859					
Score by Quarters	1	2	3	4	Score
Georgia State	7	0	21	0	28
Oregon	13	20	14	14	61

EUGENE, Ore. — Junior Jeff Lockie made his first career start in the place of injured Vernon Adams at quarterback in No. 12 Oregon's 61-28 victory over Georgia State before a crowd of 56,859 in Autzen Stadium.

Tyree Robinson's first career interception was returned for a pick-six to open the game, the first of two defensive touchdowns on the day for Oregon. The Panthers used a couple of big plays in the passing game and a UO fumble to keep the score respectable, but the Ducks were in control from start.

Lockie led the Ducks to field goals on his first two drives, and it was 13-0 before Georgia State used a couple of explosion plays in the passing game to set up their first touchdown. Royce Freeman scored from 22 yards out to forge a 20-7 lead. In the second quarter, Lockie connected with Dwayne Stanford for a 35-yard scoring play and Aidan Schneider tacked on two more field goals to make it 33-7 at halftime.

A fumbled kick return opened the door for the Panthers to start the second half, setting up Georgia State's second touchdown. Oregon made it 40-14 when Bralon Addison pitched to Taj Griffin for a short rushing touchdown, but the Panthers quickly answered with a 75-yard touchdown reception.

The UO offense again responded, with Lockie hitting Johnny Mundt for his first receiving touchdown of the year, putting Oregon up 47-21 late in the third quarter. Joe Walker returned a fumble 48 yards for Oregon's second defensive touchdown and QB Taylor Alie ran for an 87-yard score — the fifth-longest in UO history and the longest by an Oregon quarterback since 1938.

Lockie finished 23-of-31 for 228 yards and two touchdowns while Freeman ran 10 times for 101 yards. Defensively, Robinson ended up with two interceptions and DeForest Buckner added 2.5 TFL's among his seven stops. Not to be overlooked was the effort of Schneider who became the first UO kicker to make four field goals in a half since Paul Martinez had five in the first half against Montana in 2005.

	GSU	ORE
FIRST DOWNS	22	29
NET YARDS RUSHING	113	311
Rushing Attempts	36	53
NET YARDS PASSING	318	228
Completions-Attempts-Int	25-40-2	23-31-0
TOTAL OFFENSE YARDS	431	539
Third-Down Conversions	5 of 14	5 of 15
Possession Time	31:13	28:47

Rushing:
ORE: Freeman 10-101, Alie 1-87, Griffin 14-61, Brooks 12-54,
GSU: Kirk 6-42, Scalfe 3-36, Neal 13-31, Caffey 8-23

Passing:
ORE: Lockie 23-32-2, 228
GSU: Arbuckle 25-35-3, 318

Receiving:
ORE: Stanford 3-48-1, Allen 3-28, Addison 3-23, Brooks 3-17, Nelson 2-48, Brown 2-25, Baylis 2-11, Freeman 2-3, Mundt 1-11, Marshall 1-9, Merritt 1-5
GSU: Hart 9-128, Boyd 4-29-1, Davis 3-89-1, Rucker 3-38-1, Ruiz 2-25, Andrews 1-14, Smith 1-3,



Oregon Game Recaps

Game Four

2015 Oregon Football

#18 Utah vs #13 Oregon (09/26/15 at Eugene, OR)
Utah (4-0,1-0) vs. Oregon (2-2,0-1)

Date: 09/26/15 • Site: Eugene, OR • Stadium: Autzen Stadium
• Attendance: 57145

Score by Quarters	1	2	3	4	Score
Utah	6	21	28	7	62
Oregon	6	7	0	7	20

EUGENE, Ore. — Oregon suffered its worst loss in more than a decade as the No. 13 Ducks fell 62-20 to No. 18 Utah before 57,145 fans.

Both teams came into the game with question marks at quarterback and Utah's Travis Wilson provided the best answers. He finished 18-of-30 for 227 yards with four touchdowns, along with 100 rushing yards and a TD on the ground. Meanwhile, Oregon called upon junior Jeff Lockie off the bench after starter Vernon Adams Jr. was ineffective due to an injured finger on his throwing hand. After Oregon fell into an early 20-6 hole, Lockie provided hope by directing a quick touchdown drive, but the Utes scored on nine straight possessions — not counting a one-play drive to end the first half — and continued to pull away.

The Ducks struggled offensively out of the gate in Adams' return from a one-game absence, but the defense started well and held Utah to a punt and two field goals on its first three possessions. But after Oregon tied it 6-6 on an Adams screen pass to Royce Freeman, the Utes scored three straight touchdowns for a 27-13 halftime advantage.

Utah scored again to open the second half, and put a stranglehold on the game with an unfortunate sequence for Oregon early in the third quarter. After the Utes scored to make it 34-13, Byron Marshall was slow to leave the field after returning the ensuing kickoff. He would not return the remainder of the season. Lockie was intercepted three plays later as the deficit grew to 55-13 before the third quarter ended.

Freeman ran the ball 14 times for 77 yards — his final game of the regular season under the 100-yard plateau — and caught two passes for 46 yards and a touchdown. Bralon Addison caught three passes for 31 yards and a score. DeForest Buckner had six tackles and two quarterback hurries. He tied for the team lead in tackles, after leading the Ducks with seven a week earlier.

	UTAH	ORE
FIRST DOWNS	24	20
NET YARDS RUSHING	273	222
Rushing Attempts	42	40
NET YARDS PASSING	257	178
Completions-Attempts-Int	20-32-0	14-30-2
TOTAL OFFENSE YARDS	530	400
Third-Down Conversions	6 of 13	4 of 13
Possession Time	36:40	23:20

Rushing:
ORE: Freeman 14-78, Griffin 2-56, Lockie 10-59, Alie 2-25, Benoit 5-17
UTAH: Wilson 6-101, Booker 22-104, Hackett 1-33, Hansen 4-31

Passing:
ORE: Lockie 10-20-1, 139, Adams Jr. 2-7-1, 26, Alie 2-3 13
UTAH: Wilson 18-30-4, 227, Booker 1-1-1, 25, Thompson 1-1, 5

Receiving:
ORE: Addison 3-31-1, Freeman 2-46-1, Baylis 2-23, Allen 2-13, Nelson 1-26, Mundt 1-16, Stanford 1-13, Griffin 1-8, Marshall 1-2
UTAH: Scott 6-75-1, Covey 3-55-2, Repp 2-25-2, Fakailoatonga 2-22, Smith 2-18, Young 2-14, Booker 1-23, Williams 1-16, Poole 1-9

Game Five

2015 Oregon Football

Oregon vs Colorado (10/03/15 at Boulder, CO)
Oregon (3-2,1-1) vs. Colorado (3-2,0-1)

Date: 10/03/15 • Site: Boulder, CO • Stadium: Folsom Field
• Attendance: 46222

Score by Quarters	1	2	3	4	Score
Oregon	7	10	14	10	41
Colorado	7	10	0	7	24

BOULDER, Colo. — Behind a dominant ground game, Oregon rebounded from its historic loss to Utah the previous week and pulled away from a halftime tie to beat Colorado, 41-24, before 46,222 at Folsom Field.

The Ducks compensated for continued inconsistencies at quarterback by leaning on a powerful rushing attack that featured both Royce Freeman and Taj Griffin, with the visitors accounting for 361 yards on the ground. Oregon rotated Jeff Lockie and Taylor Alie at quarterback in the absence of Vernon Adams Jr. Neither encountered much success through the air but the Ducks wore down the Buffaloes regardless.

The two teams traded interceptions early in the first half before Freeman gave Oregon a 7-0 lead with a 29-yard touchdown run. Colorado scored on its next three possessions, thanks to some explosion plays that continued to haunt the UO defense. Oregon tied the score 14-14 when Bralon Addison took the ball on a reverse and hit Charles Nelson for a 39-yard touchdown pass before the teams traded field goals for a 17-17 tie at halftime.

The tide turned in the third quarter. After the UO defense forced a three-and-out, the Ducks drove 74 yards for the go-ahead touchdown by Freeman, with all but seven yards on the drive coming on the ground. After Rodney Hardrick forced a fumble on Colorado's next drive, the Ducks drove 54 yards and scored on a Griffin touchdown run, with all 54 yards coming via the rush. Oregon took a 31-17 lead into the fourth quarter, when Colorado scored first but Alie hit Jalen Brown for a 43-yard touchdown to make it 38-24.

Freeman and Griffin became the first tandem of UO running backs in three years to each exceed 100 yards. Freeman finished with 163, and Griffin carried 11 times for 110. Defensively, the Ducks tallied five sacks among seven tackles for loss, limiting CU to 308 yards of total offense and an average of 3.9 yards per play. Rodney Hardrick led the way with eight tackles - two for loss, including a sack - and forced a fumble.

	ORE	COL
FIRST DOWNS	27	18
NET YARDS RUSHING	361	77
Rushing Attempts	60	36
NET YARDS PASSING	176	231
Completions-Attempts-Int	13-21-1	25-42-1
TOTAL OFFENSE YARDS	537	308
Third-Down Conversions	7 of 16	7 of 17
Possession Time	29:55	30:05

Rushing:
ORE: Freeman 27-166, Griffin 11-112, Benoit 7-33, Alie 5-28, Lockie 5-21, Addison 2-17
COL: Lindsay 12-37, Powell 10-37, Liufua 13-40

Passing:
ORE: Lockie 8-11-54, Alie 4-9-1, 83, Addison 1-1-1, 39
COL: Liufua 25-42-1, 231

Receiving:
ORE: Griffin 3-41, Freeman 3-32, Nelson 2-44-1, Brown 1-43-1, Addison 2-9, Stanford 1-7
COL: Spruce 6-87, Fields 5-31-1, Lindsay 4-60, Bobo 2-13, Ross 2-13, Powell 2-8, Lee 2-1, Irwin 1-14, MacIntyre 1-4

Game Six

2015 Oregon Football

Washington State vs Oregon (10/10/15 at Eugene, OR)
Washington State (3-2,1-1) vs. Oregon (3-3,1-2)

Date: 10/10/15 • Site: Eugene, OR • Stadium: Autzen Stadium • Attendance: 57775

Score by Quarters	1	2	3	4	OT	Score
Washington State	7	7	7	10	14	45
Oregon	10	7	7	7	7	38

EUGENE, Ore. — Washington State scored in the second overtime and picked off an Oregon pass to end the game, completing a comeback from a 10-point deficit in the fourth quarter to post its first win over the Ducks in nine tries.

Oregon led 31-21 midway through the fourth quarter, and had the ball with 7:28 but couldn't closeout the win. The Cougars got within a touchdown with a field goal with 3:53 to play and after holding the Ducks with a three-and-out, drove to the game-tying touchdown with 1 second to play.

Oregon scored quickly in the first overtime on a 16-yard run by Royce Freeman and a nine-yard TD pass from Jeff Lockie to Bralon Addison. But the Cougars answered with a touchdown two plays after converting a fourth down to keep the game alive at 38-38.

WSU quarterback Luke Falk then completed a 4-yard toss to Erik Powell to open the second overtime before the Ducks' efforts were derailed with a fourth-and-nine interception at the winner's 10-yard line.

Freeman's first rushing touchdown of the day made it 17-7, but WSU got within three on a touchdown just before halftime, then forged ahead 21-17 early in the third quarter. Oregon's defense clamped down from there, however, and Freeman briefly took over. He took a swing pass 17 yards for a go-ahead touchdown late in the third quarter and rushed for another score in the fourth to give Oregon its 31-21 lead.

Freeman rushed for a career-high 246 yards with two touchdowns on 27 carries. Defensively, Charles Nelson thrived in his first career start at safety, leading the Ducks with 12 tackles. Torrodney Prevot added nine stops - two for lost yardage with one sack. Overall the Ducks had seven sacks among their 13 tackles for loss, and forced two turnovers. Washington State quarterback Luke Falk finished 50-of-74 passing for 505 yards with five touchdowns.

	WSU	ORE
FIRST DOWNS	31	18
NET YARDS RUSHING	136	410
Rushing Attempts	30	50
NET YARDS PASSING	505	123
Completions-Attempts-Int	50-75-0	13-24-1
TOTAL OFFENSE YARDS	641	533
Third-Down Conversions	6 of 19	5 of 16
Possession Time	32:52	27:08

Rushing:
ORE: Freeman 27-248, Griffin 11-102, Lockie 8-61
WSU: Morrow 8-70, Wicks 7-64, Harrington 3-44, Falk 11-8

Passing:
ORE: Lockie 13-122-2, 123
WSU: Falk 50-74-5, 505

Receiving:
ORE: Addison 8-62-1, Freeman 3-46-1, Allen 1-12, Brown 1-3
WSU: Cracraft 9-85, Marks 8-111-2, Williams 7-82-1, Lewis 5-48-1, Morrow 5-43, Harrington 5-40, Wicks 5-30, Priestner 4-30, Martin, Jr. 1-27-1, Thompson 1-9



Oregon Game Recaps

Game Seven

2015 Oregon Football
Oregon vs Washington (10/17/15 at Seattle, WA)
Oregon (4-3,2-2) vs. Washington (3-3,1-2)

Date: 10/17/15 • Site: Seattle, WA • Stadium: Husky Stadium
• Attendance: 69285

Score by Quarters	1	2	3	4	Score
Oregon	6	10	7	3	26
Washington	0	3	10	7	20

SEATTLE — Oregon welcomed a couple of offensive weapons back into the fold and extended its win streak over Washington to 12 games, beating the Huskies, 26-20, before 69,285 in Husky Stadium.

The Ducks benefitted from the return of Vernon Adams Jr. following a two-game absence and he proved to be a difference-maker, along with receiver Darren Carrington. Returning from a seven-game NCAA suspension, Carrington caught a touchdown on the game's opening drive, then another midway through the third quarter to give Oregon a 23-6 lead.

A week after squandering a late lead in an overtime loss to Washington State, the Ducks' ability to finish was tested again. Washington pulled within a 23-13 deficit with a 72-yard touchdown run by Myles Gaskin late in the third quarter and the Ducks missed a field goal on the ensuing possession. That was Aidan Schneider's first miss of the season but he atoned for it with a 24-yard field goal 6-minutes into the fourth quarter for a 26-13 lead.

Washington then drove 71 yards in 12 plays to get within six on a touchdown pass from Jake Browning to Jaydon Mickens. Oregon had 3:35 to kill and moved the chains once to burn some clock, but punted it away with 1:11 to go. However true freshman Ugo Amadi came up with a decisive interception to seal the win.

Adams went 14-of-25 for 272 yards, including five passes to Carrington for 125 yards and the two scores. The difference in the game was Adams' ability to extend drives by stretching the field vertically, an element the Ducks lacked in his absence. He had completions of 48, 36, 24, 29, 44 and 27 yards on the night, all on third down. Royce Freeman added 138 rushing yards on 27 carries, and Tyree Robinson led the defense with 11 tackles. Senior DeForest Buckner added 1.5 quarterback sacks among his pair of tackles for loss.

	ORE	WASH
FIRST DOWNS	21	17
NET YARDS RUSHING	170	180
Rushing Attempts	51	30
NET YARDS PASSING	272	205
Completions-Attempts-Int	14-25-0	20-32-1
TOTAL OFFENSE YARDS	442	385
Third-Down Conversions	9 of 18	5 of 13
Possession Time	30:51	29:09

Rushing:
ORE: Freeman 27-144, Addison 4-15, Adams, Jr. 8-31,
WASH: Gaskin 18-157, Carta-Samuels 2-16, Coleman 3-13, Browning 6-23

Passing:
ORE: Adams, Jr. 14-25-2, 272
WASH: Browning 19-30-1, 199

Receiving:
ORE: Carrington 5-125-2, Addison 5-78, Merritt 2-18, Stanford 1-48, Baylis 1-3
WASH: Pettis 4-65, Perkins 4-40, Mickens 3-23-1, Lenius 2-37, Coleman 2-22, Cooper 2-4, McClatcher 1-9, Gaskin 1-5, Renfro 1-0

Game Eight

2015 Oregon Football
Oregon vs Arizona State (10/29/15 at Tempe, AZ)
Oregon (5-3,3-2) vs. Arizona State (4-4,2-3)

Date: 10/29/15 • Site: Tempe, AZ • Stadium: Sun Devil Stadium
• Attendance: 56534

Score by Quarters	1	2	3	4	OT	Score
Oregon	10	7	17	7	20	61
Arizona State	10	7	7	7	14	55

TEMPE, Ariz. — Oregon capped a wild night by making big plays when it counted to beat Arizona State in triple overtime, 61-55, at Sun Devil Stadium.

Bralon Addison hauled in the game-winning touchdown in the third overtime, and Arrión Springs intercepted a pass on the final play to clinch the win for the Ducks. Oregon and ASU traded touchdowns and extra points in each of the first two overtimes, but the Ducks pulled it out in the third to avoid their second overtime loss of the season.

Overtime only was possible thanks to a play for the ages late in regulation. The Ducks were facing fourth-and-the-game from the 8-yard line when Vernon Adams Jr. backpedaled under pressure, scrambled around and threw to the back of the end zone, where Dwayne Stanford hauled in the game-tying touchdown pass.

Overtime never appeared to be necessary in the early stages. Oregon jumped out to a 10-0 lead but began to stall on offense just as Arizona State got rolling. Beginning in the second quarter, the Sun Devils scored on seven of nine possessions, with one ending in a missed field goal. The Ducks managed a couple of big plays in the third quarter — a 100-yard Charles Nelson kick return and 62-yard Kani Benoit run — to briefly regain the 34-31 lead, but ASU reclaimed momentum.

Oregon's boom-or-bust night offensively began with a 64-yard touchdown run by Royce Freeman, helped by two missed field goals by Arizona State. A 39-yard touchdown pass from Adams to Darren Carrington made it 17-7, which ASU answered with 17 straight points for a 24-17 advantage.

Arizona State tied the game with a field goal toward the start of the fourth quarter before it added a touchdown on their next possession to grab a 41-34 advantage, setting the stage for the fourth-down dramatics.

Adams finished 23-of-40 for 315 yards and four touchdowns. Freeman ended the night with 15 carries for 112 yards and two touchdowns while Stanford added a touchdown in overtime to go with his TD late in regulation Nelson had 15 tackles, and Reggie Daniels added 10.

	ORE	ASU
FIRST DOWNS	19	37
NET YARDS RUSHING	184	344
Rushing Attempts	28	55
NET YARDS PASSING	315	398
Completions-Attempts-Int	23-41-1	32-53-2
TOTAL OFFENSE YARDS	499	742
Third-Down Conversions	3 of 14	14 of 23
Possession Time	24:09	35:51

Rushing:
ORE: Freeman 15-111, Benoit 3-70, Carrington 1-21, Adams, Jr. 8-17
ASU: Richard 19-136, Ballage 12-128, Bercovici 16-78, Foster 6-29

Passing:
ORE: Adams, Jr. 23-40-4, 315,
ASU: Bercovici 32-53-5, 398

Receiving:
ORE: Addison 6-88-1, 5-107-1, Stanford 4-35-2, Freeman 3-37, Baylis 2-27, Brown 2-10, Allen 1-11
ASU: White 9-97-1, Foster 6-87-0, Lucien 5-77, Chambers 3-70, Jefferson 2-22, Ballage 2-15, Kohl 2-12-1, Richard 2-9-1, Gammage 1-9

Game Nine

2015 Oregon Football
California vs Oregon (11/07/15 at Eugene, OR)
California (5-4,2-4) vs. Oregon (6-3,4-2)

Date: 11/07/15 • Site: Eugene, OR • Stadium: Autzen Stadium
• Attendance: 56604

Score by Quarters	1	2	3	4	Score
California	10	0	11	7	28
Oregon	3	28	3	10	44

EUGENE — Oregon used its most complete performance of the season to handily defeat California, 44-28. The Ducks held talented Cal quarterback Jared Goff in check most of the night while putting up a school-record 777 yards of total offense of their own.

The Ducks got off to an ignominious start, having a punt blocked to put California in position for an early touchdown before throwing an interception that resulted in the Golden Bears converting a 27-yard field goal and a 10-0 lead. But from there, the Ducks rattled off 31 unanswered points in the second quarter, with Royce Freeman surpassing 100 yards in just two quarters and Bralon Addison hauling in two of the three touchdown passes in the half by Vernon Adams Jr.

Adams converted a third-and-long with a 46-yard pass to Darren Carrington early in the second quarter. He ended the drive tucking the ball and running for a 10-yard touchdown, punctuated by a somersault across the goal line. Adams completed a trio of scoring passes in a 9-minute span in the second stanza to provide Oregon with a 31-10 lead at halftime.

The Golden Bears opened the second half with a field goal, and improbably blocked a second UO punt that they turned into a touchdown. The Ducks settled for a field goal following a long drive to regain some momentum, then scored on the first play of the fourth quarter when receiver-turned-safety Charles Nelson lined up at running back, ran a wheel route and hauled in a 20-yard touchdown reception for a 41-21 Oregon lead.

The Ducks tacked on a field goal late in the fourth quarter following the Bears 80-yard touchdown pass for the final margin.

Adams finished 17-of-29 for 300 yards and four touchdowns. Freeman had 29 carries for 180 yards, Tony Brooks-James added 101 yards on seven carries and Kani Benoit had eight rushes for 94 yards. Carrington caught four passes for 112 yards, his fifth straight 100-yard outing. DeForest Buckner and Tyree Robinson each had seven tackles to lead the defense, and Arrión Springs broke up three passes.

	CAL	ORE
FIRST DOWNS	20	36
NET YARDS RUSHING	103	477
Rushing Attempts	24	63
NET YARDS PASSING	329	300
Completions-Attempts-Int	18-42-1	17-29-2
TOTAL OFFENSE YARDS	432	777
Third-Down Conversions	6 of 15	10 of 17
Possession Time	22:44	37:16

Rushing:
ORE: Freeman 29-182, Brooks 7-101, Benoit 8-94, Griffin 8-61, Adams Jr. 8-45,
CAL: Enwere 9-69, Lasco 8-51,

Passing:
ORE: Adams, Jr. 17-29-4, 300
CAL: Goff 18-41-2, 329

Receiving:
ORE: Addison 5-79-2, Carrington 4-112, Griffin 2-32, Allen 2-30, Stanford 2-19-1, Nelson 1-20-1, Freeman 1-8
CAL: Harris 4-78, Powe 4-46, Anderson 3-23-1, Treggs 2-112-1, Lawler 2-31, Davis 2-27, Muhammad 1-12



Oregon Game Recaps

Game Ten

2015 Oregon Football
Oregon vs #7 Stanford (11/14/15 at Stanford, CA)
Oregon (7-3,5-2) vs. Stanford (8-2,7-1)

Date: 11/14/15 • Site: Stanford, CA • Stadium: Stanford Stadium
• Attendance: 48633

Score by Quarters	1	2	3	4	Score
Oregon	14	7	14	3	38
Stanford	10	13	0	13	36

STANFORD, Calif. — Oregon kept its faint Pac-12 title hopes alive for another week by winning at No. 7 Stanford, 38-36.

The matchup between Oregon's razzle-dazzle and Stanford's brute force developed as expected. The Ducks used big plays, like a 49-yard Royce Freeman run, a 75-yard Charles Nelson rush and a 47-yard Darren Carrington reception, to produce three touchdowns in the first half. Though the Ducks employed new defensive looks featuring four-man and five-man fronts, the Cardinal still pounded out 23 points for a 23-21 halftime lead.

The game turned in the third quarter. Oregon opened the period by blitzing Stanford with a five-play, 68-yard drive in 1:29 that ended with a 19-yard Freeman touchdown run. The Ducks held the Cardinal to a missed field-goal attempt and while Oregon followed with a punt, the UO defense then held Stanford to its first punt of the night. Vernon Adams Jr. completed his ninth straight pass to open the game on a 49-yard wheel route to Taj Griffin that put the Ducks up 35-23, the first double-digit lead for either team in the game.

Stanford wasn't about to take its first conference loss of the season without a fight. The Cardinal pulled with a 35-30 deficit early in the fourth quarter, then forced a punt. But Stanford muffed center snaps on its next two drives, allowing Oregon to tack on a precious field goal and kill some clock. Stanford had one last chance to extend the game, and scored with 10 seconds left. But a potential game-tying two-point conversion was broken up by UO linebacker Joe Walker, and the Ducks prevailed.

Adams finished 10-of-12 for 205 yards with two touchdowns, and Freeman rushed for 105 yards and a score. Four defenders finished with double-digit tackles, including Rodney Hardrick (11), Reggie Daniels (10), DeForest Buckner (10) and Walker (10).

	ORE	STAN
FIRST DOWNS	18	32
NET YARDS RUSHING	231	202
Rushing Attempts	36	47
NET YARDS PASSING	205	304
Completions-Attempts-Int	10-12-0	28-39-1
TOTAL OFFENSE YARDS	436	506
Third-Down Conversions	2 of 7	12 of 17
Possession Time	17:54	42:06

Rushing:
ORE: Freeman 16-120, Nelson 2-88, Benoit 6-35, Addison 1-12,
STAN: McCaffrey 33-153, Hogan 11-55

Passing:
ORE: Adams, Jr. 10-12-2, 205
STAN: Hogan 28-37-2, 304

Receiving:
ORE: Stanford 3-37, Addison 3-32, Carrington 2-54-1, Griffin 1-49-1,
Baylis 1-33
STAN: Rector 8-103, McCaffrey 5-42, Hooper 4-23, Stallworth 3-39,
Cajuste 2-37, Taboada 2-7, Love 1-17, Schultz 1-17, Irwin 1-14, Mar 1-5



Game Eleven

2015 Oregon Football
#24 USC vs #23 Oregon (11/21/15 at Eugene, OR)
USC (7-4,5-3) vs. Oregon (8-3,6-2)

Date: 11/21/15 • Site: Eugene, OR • Stadium: Autzen Stadium
• Attendance: 59094

Score by Quarters	1	2	3	4	Score
USC	7	7	14	0	28
Oregon	14	17	7	10	48

EUGENE — Vernon Adams Jr. threw for 407 yards and six touchdowns and the UO defense made a game-changing turnover in the fourth quarter for the second week in a row, helping the No. 23 Ducks beat USC, 48-28, for their fifth straight victory.

In a game that set up as a track meet, the Trojans couldn't keep up. Adams threw his six touchdowns to six different receivers, overcoming an early interception to set a record for TD passes by a USC opponent in addition to tying the Ducks' single-game pinnacle. He had scoring passes of 48, 52, 37 and 30 yards by halftime to help Oregon build a 31-14 advantage.

Wide receiver Bralon Addison opened the scoring midway through the first quarter with a 48-yard touchdown catch as the Ducks would never look back despite USC tying the score on two separate occasions.

After yet another touchdown pass to open the second half USC scored 14 straight points, pulling within 38-28 on a punt return for a score by Adoree Jackson. The Trojans got the ball back following a UO punt, but on the fourth play of the fourth quarter, Arrion Springs came off the edge on a corner blitz, sacking Cody Kessler and forcing a fumble recovered by DeForest Buckner. On the next play, Adams threw his sixth and final touchdown pass, with Charles Nelson on the receiving end of a 26-yard aerial, and the Ducks added a field goal later in the quarter.

Addison accumulated 105 receiving yards for the game — his second of three 100-yard efforts on the year — and Royce Freeman finished with 147 rushing yards. Joe Walker set the tone defensively with 15 tackles, including seven in the first quarter while USC was trying to establish the run. The Ducks' defenders were credited with five quarterback sacks among its eight tackles for loss.

	USC	ORE
FIRST DOWNS	24	28
NET YARDS RUSHING	186	171
Rushing Attempts	38	38
NET YARDS PASSING	238	407
Completions-Attempts-Int	30-41-0	20-25-1
TOTAL OFFENSE YARDS	424	578
Third-Down Conversions	6 of 15	2 of 8
Possession Time	34:54	25:06

Rushing:
ORE: Freeman 20-148, Griffin 5-28, Benoit 4-18, Adams, Jr. 4-11
USC: Davis 16-145, Jones 14-56, Kessler 7-12

Passing:
ORE: Adams, Jr. 20-25-6, 407
USC: Kessler 30-41-2, 238

Receiving:
ORE: Addison 5-105-1, Carrington 4-66-1, Stanford 4-57-1, Baylis 2-62-1,
Freeman 2-50, Benoit 1-30-1, Nelson 1-26-1, Griffin 1-11
USC: Mitchell 7-31, Hampton 6-47, Smith-Schuster 5-57, Rogers 5-53-1,
Davis 3-24, Petite 2-18-1, McNamara 1-9



Game Twelve

2015 Oregon Football
Oregon State vs #17 Oregon (11/27/15 at Eugene, OR)
Oregon State (2-10,0-9) vs. Oregon (9-3,7-2)

Date: 11/27/15 • Site: Eugene, OR • Stadium: Autzen Stadium
• Attendance: 57814

Score by Quarters	1	2	3	4	Score
Oregon State	7	0	14	21	42
Oregon	14	17	7	14	52

EUGENE, Ore. — Oregon posted its eighth straight win in the Civil War series and kept alive its chances of playing in a New Year's Six bowl by beating Oregon State, 52-42, before a 110th straight Autzen Stadium sellout.

The Ducks survived a 35-point second half by Oregon State to hang on and finish the regular season with their sixth consecutive win and the second-best record in the Pac-12. The Beavers rallied from a 31-7 halftime deficit to pull within 45-42 in the second half before Bralon Addison's fourth touchdown of the night put the Ducks back in front by double digits.

Oregon fumbled away its opening possession of the half and then got stopped on fourth down at the 2-yard line on the next. Royce Freeman's second rushing touchdown of the game made it 38-21 and set up a wild fourth quarter.

Oregon State QB Marcus McMoryion ran for a score early in the fourth quarter, and then the Ducks allowed a punt return touchdown for the second week in a row as OSU closed within 38-35. Addison's third touchdown expanded the margin to 45-35, which OSU quickly answered on Ryan Nall's 66-yard touchdown. It took Addison's fourth score for the Ducks to put the game away.

Oregon State opened the game with a 75-yard touchdown drive, but mustered just 21 yards of offense the rest of the half. The Ducks quickly answered with a 13-yard touchdown run by Addison. Oregon had a field-goal attempt blocked on its next possession, but Taj Griffin put the home team up for good with a 14-yard touchdown scamper late in the quarter.

Freeman rushed for 167 yards and two scores, surpassing 100 rushing yards in 10 of 12 regular-season games. Adams finished 28-of-38 for 366 yards and three scores. Addison caught all three passing TDs, and had 106 receiving yards. Buckner finished with seven tackles — his fourth game this year he accounted for the Ducks' lead in total stops.

	OSU	ORE
FIRST DOWNS	23	37
NET YARDS RUSHING	228	308
Rushing Attempts	38	51
NET YARDS PASSING	199	366
Completions-Attempts-Int	13-25-1	28-38-0
TOTAL OFFENSE YARDS	427	674
Third-Down Conversions	4 of 9	10 of 16
Possession Time	27:45	32:15

Rushing:
ORE: Freeman 27-174, Griffin 9-70, Adams, Jr. 9-44, Addison 2-24, Nelson 1-17, Merritt 1-10
OSU: Nall 19-181, Collins 9-39, Bolden 2-11, McMoryion 6-17

Passing:
ORE: Adams, Jr. 28-38-3, 366
OSU: McMoryion 11-21, 154

Receiving:
ORE: Addison 8-106-3, Stanford 5-77, Carrington 5-38, Freeman 3-51, Merritt 2-38, Griffin 2-21, Nelson 1-15, Baylis 1-12, Brown 1-8
OSU: Villamin 4-72, Nall 4-54, Bolden 3-43, Togiai 2-30



Serving Our Community



Valero Alamo Bowl Scholarship

This year the Valero Alamo Bowl Scholarship Program awarded a record \$450,000 that was split between 58 San Antonio area high school seniors this year. Since 2001, the Valero Alamo Bowl has now distributed \$2.1 million in scholarships awarded to Bexar County high school seniors. These students received a \$7,500 scholarship to attend the school of their choice next fall. The funds that support the scholarships are raised through Valero Alamo Bowl events during the year and contributions from bowl partners such as Valero and Shining Star ENERGY.

This year's Valero Alamo Bowl scholarship recipients received their scholarship certificate at the H-E-B scholarship luncheon on December 17 at Sunset Station. Each recipient also received tickets to this year's Valero Alamo Bowl courtesy of Frost.

Economic Impact

Since the inception in 1993, nearly 1.4 million fans have attended the 22 Valero Alamo Bowls. The games have delivered over \$450 million in total economic impact to the city of San Antonio. The 2015 game was the first one that matched the top teams from the Big 12 and Pac-12 Conferences after the CFP. The result was 49,000 out-of-town fans and direct spending of approximately \$26 million during what used to be the slowest week of tourism of the year came to watch the game's first Top 15 match-up.

The Valero Alamo Bowl also actively pursues neutral site college football games for San Antonio with the most recent match-ups being Texas A&M vs. Army (2006), the Big 12 Championship (2007) and Notre Dame vs. Washington State (2009). On November 12, 2016 the Shamrock Series returns to San Antonio when Notre Dame hosts Army.

The San Antonio experience for student-athletes, coaches, administrators and fans is unforgettable. For the Valero Alamo Bowl, it begins the Thursday after Team Announcement when the head coaches of the teams selected to play in the bowl fly to San Antonio to meet the media. When the coaches bring their teams back for Bowl Week, players, coaches and fans are treated to a variety of fun activities including trip to SeaWorld and a San Antonio Spurs game, a Pep Rally on the River Walk, a Kickoff Luncheon and visits to the Alamo and River Walk that are located right outside of the team hotels.

Scholarship Winners

Olivia Agee, Stevens High School
 Perla Aguirre, Southside High School
 Astrid Alvarado, Edison High School
 Nadia Balderas, Young Women's Leadership Academy
 Diego Bass, Harlandale High School
 Kyle Benson, MacArthur High School
 Sarah Bi, Churchill High School
 Zachary Brooke, Health Careers High School
 Chuin Chia, O'Connor High School
 Exal Cisneros-Tuch, Stevens High School
 Kathryn Clark, St. Anthony Catholic High School
 Olivia Corona, East Central High School
 Naomi De La Cruz, Harlandale High School
 Lauren Devlin, TMI:
 Leah Faron, Health Careers High School
 Alexis Forbes, Judson Early College Academy
 Rachel Frazer, Holmes High School
 Harrison Frende, Lee High School
 Gabriela Galan, Reagan High School
 Rebekah Gardea, Castle Hills First Baptist School

Samuel Grossman, Roosevelt High School
 Pierce Heintzelman, Clark High School
 Mary Henriquez, Atonement Academy
 Sarah Henriquez, Atonement Academy
 Alejandro Huerta, Highlands High School
 Jason Ingersoll, Lee High School
 Jacob Isler, Randolph High School
 Carrington Kirstein, Keystone School – San Antonio
 Brett Lester, Reagan High School
 Kasey Leung, Alamo Heights High School
 Brittany Parker, Antonian High School
 Edward Lopez, III, Randolph High School
 Ian McGinnis, The Winston School San Antonio
 Alexis Mireles, Kennedy High School
 Michael Neathery, San Antonio Christian High School
 Brittany Parker, Antonian High School
 Emily Pearson, Providence High School
 Jeffrey Quinn, Brennan High School
 Antonio Ramos-Michael, Brackenridge High School
 Echo Rhodes, South San High School

Sylvia Ricondo, Harlandale High School
 Alma Rivera, East Central High School
 Lauren Robertson, San Antonio Christian High School
 Angelina Robledo, Warren High School
 Shelby Sandoval, Madison High School
 Delani Sipila, O'Connor High School
 Peter Sitterle, Alamo Heights High School
 Ryan Sullivan, Reagan High School
 Katelyn Suprynowicz, Cole High School
 Jasmine Taylor, Fox Tech High School
 Noah Tiemeyer, Judson High School – Converse
 Briana Torres, Holy Cross High School
 Manuel S. Valles, Southwest High School
 Dominic Venditti, John Jay High School
 Jenna Villarreal, Incarnate Word High School
 Cameron Walker, San Antonio Christian High School
 Changxiao Xie, Brandeis High School
 Francisco Zamora, Communications Arts High School

CALIFORNIA 37, IOWA 3

24 WASHINGTON ST. 10, BAYLOR 3

Builders Square Alamo Bowl
Dec. 31, 1993 • Alamodome • 45,716 • ESPN

	Q1	Q2	Q3	Q4	F
California	6	17	7	7	37
Iowa	0	0	3	0	0

GAME RECAP

SCORING SUMMARY

1Q	CAL	Brien 37 Yd FG
	CAL	Brien 20 Yd FG
2Q		
	CAL	Brien 30 Yd FG
	CAL	Caldwell 6 Yd pass from Barr (Brien Kick)
	CAL	Willard 61 Yd INT return (Brien Kick)
3Q		
	IOWA	Hurley 42 Yd FG
	CAL	Uqaezuoke 34 Yd pass from Barr (Brien Kick)
4Q		
	CAL	Remington 12 Yd pass from Barr (Brien Kick)

TEAM STATS

	28 55/179 266 21-28-0 445 83 5.4 43:14	First Downs Rushes/Yards Passing Yards Comp-Att-Int Total Offense Total Plays Avg. Yards Per Play Possession	5 21/20 70 6-17-1 90 38 2.4 16:46	
--	-------------------------------------------------------------	-----------------------------------------------------------------------------------------------------------------------------------	--------------------------------------------------------	--

INDIVIDUAL STATS

RUSHING

CAL Chapman 24-89; Edwards 6-42; Rutherford 10-40; Semien 1-20; Tavake 4-18; Smith 3-13

IOWA Kahl 5-27; King 5-19; Shaw 4-14

PASSING

CAL Barr 21-28-0, 266

IOWA Burmeister 6-17-1, 70

RECEIVING


CAL Caldwell 5-80; Uwaezuoke 2-55; Chapman 5-50; Holly 3-21; Semien 2-23; Remington 1-12; Tavake 1-9

IOWA Jasper 4-55; Dean 2-15

The inaugural Builders Square Alamo Bowl featured the University of Iowa of the Big Ten Conference against the University of California of the Pacific-10 Conference on December 31, 1993. Electricity filled the air as 45,716 fans gathered to kick off the New Year with a San Antonio-style football fiesta.

Cal ran up 445 yards of total offense compared to Iowa's 90. Barr, the game's Offensive MVP, completed 21 of 28 passes for 266 yards and fired three touchdown passes as the Bears won their third bowl game in three tries since 1990. With the win, the Golden Bears finished their season at 9-4 and ranked No. 24 in the country after opening the year at 5-0. The Hawkeyes finished the season at 6-6.

The bowl crowd of 45,716 boosted the Alamodome's total attendance for 1993 over the 1 million mark. The win marked California's 20th victory in 23 games over non-conference opponents from 1989-93.



Builders Square Alamo Bowl
Dec. 31, 1994 • Alamodome • 44,106 • ESPN

	Q1	Q2	Q3	Q4	F
Washington St.	7	3	0	0	10
Baylor	0	0	3	0	3

GAME RECAP

SCORING SUMMARY

1Q	WSU	Hicks 1 Yd Run (Truant Kick)
2Q	WSU	Truant 37 Yd FG
3Q	BAY	Van Dyke 36 Yd FG

TEAM STATS

	14 31/7 286 27-35-0 293 66 4.4 27:58	First Downs Rushes/Yards Passing Yards Comp-Att-Int Total Offense Total Plays Avg. Yards Per Play Possession	5 32/74 77 8-23-2 151 55 2.7 32:02	
--	-----------------------------------------------------------	-----------------------------------------------------------------------------------------------------------------------------------	---------------------------------------------------------	--

INDIVIDUAL STATS

RUSHING

WSU Sparks 8-20; Hicks 10-12; Madu 4-5

BAY Douglas 13-42; B. Lewis 9-34; Rubin 2-5; Muhammad 6-2

PASSING

WSU Davis 27-35-0, 286

BAY Watson 8-22-2, 77; Moore 0-1-0, 0

RECEIVING

WSU Carpenter 5-91; E. Moore 5-38; Dumas 5-26; Kennedy 4-62; Hicks 4-14; Thomas 2-30; Knuff 1-13; Adams 1-12


BAY Muhammad 2-34; Douglas 2-16; Bronson 2-15; Stanley 1-7; Rhynes 1-5

The second annual Builders Square Alamo Bowl was a defensive battle between the Pac-10's Washington State Cougars and the Southwest Conference's Baylor Bears.

With the nation's second-ranked defense, Washington State stifled the Baylor offense. The Cougars held Baylor, which set a school record with 359 points during the 1994 regular season, to just 151 yards of total offense. The Bears finished the game with the fewest points, fewest first downs and fewest rushing yards of the season. Not to be outdone, Baylor's physical defense also limited Washington State to just seven yards rushing.

Baylor had a chance to tie the game late, but their chances were crushed when Cougar safety Todd Jensen intercepted a pass in the end zone with 30 seconds remaining.





19 TEXAS A&M 22, 14 MICHIGAN 20

Builders Square Alamo Bowl

Dec. 28, 1995 • Alamodome • 64,597 • ESPN

	Q1	Q2	Q3	Q4	F
Texas A&M	10	3	3	6	22
Michigan	7	3	3	7	20

GAME RECAP

SCORING SUMMARY

1Q	TAMU	Bernard 9 Yd Rush (Bryant Kick)
	MICH	Toomer 41 Yd pass from Griesse (Hamilton Kick)
	TAMU	Bryant 27 Yd FG
2Q	MICH	Hamilton 28 Yd FG
	TAMU	Bryant 49 Yd FG
3Q	TAMU	Bryant 47 Yd FG
	MICH	Hamilton 26 Yd FG
4Q	TAMU	Bryant 31 Yd FG
	TAMU	Bryant 37 Yd FG
	MICH	Toomer 44 Yd pass from Griesse (Hamilton Kick)

TEAM STATS

17
38/130
136
12-22-0
266
67
4.0
31:07

First Downs
Rushes/Yards
Passing Yards
Comp-Att-Int
Total Offense
Total Plays
Avg. Yards Per Play
Possession

19
45/129
182
9-23-1
311
61
5.1
28:53

INDIVIDUAL STATS

RUSHING

A&M - Parker 21-56; Hardeman 6-41; Bernard 15-40; Connell 1-7

MICH - Biakabutuka 24-94; C. Williams 7-36; Hayes 1-17;

PASSING

A&M - Pullig 12-22-0, 136

MICH - Griesse 9-23-1, 182

RECEIVING


A&M - Hardeman 3-41; Connell 3-36; Sanders 2-30; Parker 3-23; Spiller 1-6

MICH - Toomer 5-135; Hayes 2-35; Riemersma 1-10; Biakabutuka 1-2;

The Third Annual Builders Square Alamo Bowl was a game dominated by field goals. Texas A&M's Kyle Bryant, an unlikely hero prior to the game, kicked a record five field goals that gave the underdog and 19th-ranked Aggies a 22-20 victory over #14 Michigan.

But there was more to this game than field goals as A&M's "Wrecking Crew" defense, ranked No. 3 in the country, stopped the explosive Michigan offense. Heisman candidate Tim Biakabutuka entered the game averaging 143 yards per game, but was held to 94 yards. The Aggies also sacked Michigan quarterback Brian Griesse three times.

The field goal battle ensued, with Texas A&M taking a 22-13 lead late in the fourth quarter after Bryant's connected on a 37-yarder. With just five seconds left in the game, Griesse and Amani Toomer hooked up for a 44-yard TD pass that brought the game to a thrilling 22-20 finish.



21 IOWA 27, TEXAS TECH 0

Builders Square Alamo Bowl

Dec. 29, 1996 • Alamodome • 55,677 • ESPN

	Q1	Q2	Q3	Q4	F
Iowa	6	11	0	10	27
Texas Tech	0	0	0	0	0

GAME RECAP

SCORING SUMMARY

1Q	IOWA	Sherman 1 Yd Run (conversion failed)
2Q	IOWA	Shaw 20 Yd Run (Knipper reception for 2-pt)
	IOWA	Bromert 36 Yd FG
4Q	IOWA	Bromert 26 Yd FG
	IOWA	Filer 14 Yd Run (Bromert Kick)

TEAM STATS

23
52/217
139
10-17-0
356
69
5.2
34:56

First Downs
Rushes/Yards
Passing Yards
Comp-Att-Int
Total Offense
Total Plays
Avg. Yards Per Play
Possession

13
31/61
145
14-32-1
206
63
3.3
25:04

INDIVIDUAL STATS

RUSHING

IOWA Shaw 20-113; Filer 4-41; Banks 13-30; Granquist 4-25; Palmer 4-24; Burger 3-8; Sherman 4-24

TECH Hanspard 18-64; Jones 1-1; Lethridge 12-4

PASSING

IOWA Sherman 9-16-0, 126

TECH Lethridge 13-28-1, 139; Cavazos 1-4-0, 6

RECEIVING

IOWA Dwight 6-105; Knipper 1-17; Willock 1-13; Gibson 1-3; Shaw 1-1

TECH Hart 4-46; McKenzie 3-38; Scovell 1-27; DuBuc 3-20; 1-10; Hanspard 2-4

The #21 Iowa Hawkeyes redeemed their 37-3 loss to California in the inaugural Builders Square Alamo Bowl in 1993 with a dominating 27-0 victory over Texas Tech in the Fourth Annual Builders Square Alamo Bowl. The second-largest crowd ever gathered for the Builders Square Alamo Bowl at the time (55,677) witnessed Iowa's domination as 12 bowl records were shattered or tied.

Tech's prolific run offense never got off the ground as Doak Walker Award winner Byron Hanspard was held to 64 yards rushing by the Hawkeyes after averaging more than 200 yards a game during the regular season, while Tech quarterback Zebbie Lethridge was sacked a bowl-record five times.

For his then-bowl record rushing total of 113 yards, Iowa running back Sedrick Shaw earned the Offensive MVP award. Hawkeye Jared DeVries had two sacks and won Defensive MVP honors.





16 Purdue 33, 24 Oklahoma St. 20

Builders Square Alamo Bowl

Dec. 30, 1997 • Alamodome • 44,106 • ESPN

	Q1	Q2	Q3	Q4	F
Purdue	7	3	20	3	33
Iowa	3	3	7	7	20

GAME RECAP

SCORING SUMMARY

1Q	OKST	Sydney 34 Yd FG
	PUR	Alford 18 Yd Pass from Dicken (Ryan Kick)
2Q	OSU	Sydney 22 Yd FG
	PUR	Ryan 42 Yd FG
3Q	PUR	Dicken 1 Yd Run (Kick failed)
	OKST	Fobbs 21 Yd Run (Sydney Kick)
	PUR	Sutherland 16 Yd Run (Ryan Kick)
	PUR	Daniels 69 Yd Pass from Dicken (Ryan Kick)
4Q	PUR	Ryan 37 Yd FG
	OKST	McQuarters 17 Yd Pass from Lindsey (Sydney Kick)

TEAM STATS



20	First Downs	24
28/129	Rushes/Yards	37/162
325	Passing Yards	206
18-36-3	Comp-Att-Int	17-35-2
454	Total Offense	368
64	Total Plays	72
7.1	Avg. Yards Per Play	5.1
25:35	Possession	34:25



INDIVIDUAL STATS

RUSHING

PUR	Dicken 8-43; Watson 13-4; Sutherland 2-38; Haddad 3-9
OKST	Fobbs 11-82; Lindsey 12-61; Aikins 2-17; Simmons 10-11; Chaloupka 2-9

PASSING

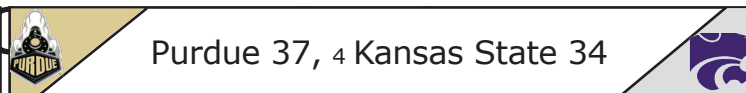
PUR	Dicken 18-34-3, 325; Alford 0-1-0, 0; Brees 0-1-0, 0
OKST	Lindsey 9-18-2, 11; Chaloupka 8-17-1, 95

RECEIVING

PUR	Watson 5-102; Alford 4-61; I. Jones 3-27; Blackman 2-33; Daniels 1-69; Tillman 1-13
OKST	McQuarters 4-43; G. Brown 4-52; Love 3-35; Steggs 2-30; Aikins 2-27; Fobbs 2-19

The Fifth Annual Builders Square Alamo Bowl had all the makings of a fight to the finish. No. 16 Purdue and No. 24 Oklahoma State shared many similarities. But in the end it was the No. 16 Purdue Boilermakers, by virtue of a 20-point third-quarter outburst, who walked away with the night's top prize, a 33-20 victory over No. 24 Oklahoma State Cowboys in front of a predominantly orange-clad crowd of 55,552.

The two teams started slow offensively heading into halftime with Purdue leading OSU 10-6. But Purdue quarterback Billy Dicken, the game's Offensive MVP after throwing for a then-bowl record 325 yards, got the Purdue offense on track in the third quarter, leading the Boilermakers on three touchdown drives to break the game open. Oklahoma State added a couple scores of their own, but they could not keep up with the Boilermakers scoring pace.



Purdue 37, 4 Kansas State 34

Builders Square Alamo Bowl

Dec. 29, 1998 • Alamodome • 55,552 • ESPN

	Q1	Q2	Q3	Q4	F
Purdue	0	17	10	10	37
Kansas St.	0	7	6	21	34

GAME RECAP


SCORING SUMMARY

2Q	PUR	Daniels 5 Yd Pass from Brees (Dorsch Kick)
	PUR	Dorsch 25 Yd FG
	KSU	McDonald 1 Yd Pass from Bishop (Gramatica Kick)
	PUR	Jones 30 Yd Pass from Brees (Dorsch Kick)
3Q	KSU	Harvick Fumble recovery (Kick failed)
	PUR	Hugent Fumble recovery (Dorsch Kick)
	PUR	Dorsch 26 Yd FG
4Q	KSU	Allen 3 Yd Run (Gramatica Kick)
	PUR	Dorsch 37 Yd FG
	KSU	McDonald 88 Yd Pass from Bishop (Gramatica Kick)
	KSU	Swift 2 Yd Pass from Bishop (Gramatica Kick)
	PUR	Jones 24 Yd Pass from Brees (Dorsch Kick)

TEAM STATS



19	First Downs	12
5/24	Rushes/Yards	43/126
230	Passing Yards	182
25-53-3	Comp-Att-Int	9-24-4
235	Total Offense	306
49	Total Plays	67
4.8	Avg. Yards Per Play	4.6
28:58	Possession	31:02



INDIVIDUAL STATS

RUSHING

KSU	Allen 13-93; Hickson 7-36; Bishop 20-7; Goolsby 2-1
PUR	Crabtree 12-46; Brees 10-14

PASSING

KSU	Bishop 9-24-4, 182
PUR	Brees 25-53-3, 230


RECEIVING

KSU	McDonald 5-124; Peries 1-52; Allen 1-3; 1-2; Hickson 1-1
PUR	Jones 11-98; 6-47; Sutherland 3-53; Lane 3-25; Stratton 1-12

The 1998 Builders Square Alamo Bowl was a tale of two teams. The Purdue Boilermakers were making their second straight appearance in San Antonio and very happy to be doing so, while the No. 4 Kansas State Wildcats had anticipated playing for a national championship before losing in the Big 12 Championship. The end result was the best game in the Alamo Bowl's six-year history as Purdue edged Kansas State 37-34.

The Boilermakers, behind the arm of Offensive MVP Drew Brees, drove 80 yards in 54 seconds, culminating with Brees' game-winning, 24-yard touchdown pass to Issac Jones with 30 seconds.

The upset victory over the Wildcats vaulted 9-4 Purdue to No. 23 in the final Top 25 polls. The loss dropped Kansas State to 11-2 on the season and a final ranking of No. 9. At No. 4, Kansas State was the highest ranked team to ever play in the Alamo Bowl.





13 Penn State 24, 18 Texas A&M 0



SYLVANIA Alamo Bowl

Dec. 28, 1999 • Alamodome • 65,380 • ESPN

	Q1	Q2	Q3	Q4	F
Penn St.	7	7	0	10	24
Texas A&M	0	0	0	0	0

GAME RECAP

SCORING SUMMARY

1Q	PSU	Fox 34 Yd INT return (Forney Kick)
2Q		
	PSU	Drummond 45 Yd Pass from Casey (Forney Kick)
4Q		
	PSU	Casey 4 Yd Run (Forney Kick)
	PSU	Forney 39 Yd FG

TEAM STATS

17
39/175
146
8-17-1
321
56
5.7
29:23

First Downs
Rushes/Yards
Passing Yards
Comp-Att-Int
Total Offense
Total Plays
Avg. Yards Per Play
Possession

16
39/80
122
15-28-4
202
67
3.0
30:37

INDIVIDUAL STATS

RUSHING

PSU McCoo 6-43; Johnson 6-30; Casey 7-27; Mitchell 8-26; Watson 4-19; Fields 1-12; Luke 3-10; Easy 3-9

TAMU Toombs 19-70; Hardeman 10-41

PASSING

PSU Casey 8-16-1, 146

TAMU McCowan 13-22-4, 105; Farris 2-6-0, 17

RECEIVING


PSU Stewart 2-27; Fields 2-11; Drummond 1-45; Gilmore 1-34; Cerimele 1-16; McCoo 1-13

TAMU Taylor 6-38; Bumgardner 5-59; Toombs 2-7; Porter 1-13; Hodge 1-5

No. 13 Penn State used the spark from its strong defensive squad to defeat No. 18 Texas A&M 24-0 in the 1999 SYLVANIA Alamo Bowl. A then record crowd of 65,380 was on hand and another 6.4 million watched the two tradition rich programs square off on ESPN.

The Nittany Lion defense attacked early and often as quarterback A&M Randy McCown had his first two pass attempts intercepted, including a 34-yard return for the first score of the game by Penn State's Derek Fox.

All-American linebacker and Defensive MVP LaVar Arrington led the defensive charge for Penn State with an Alamo Bowl record 14 tackles. The defense led by future NFL veterans Arrington, defensive end Courtney Brown and linebacker Brandon Short pressured McCowan into a throwing four interceptions. Brown and Arrington were selected with the No. 1 and No. 2 spots in the 2000 NFL Draft respectively.



8 Nebraska 66, 19 Northwestern 17



SYLVANIA Alamo Bowl

Dec. 30, 2000 • Alamodome • 60,028 • ESPN

	Q1	Q2	Q3	Q4	F
Nebraska	7	31	21	7	66
Northwestern	3	14	0	0	17

GAME RECAP

SCORING SUMMARY

1Q	NEB	Alexander 15 Yd Run (Brown Kick)
	NW	Long 44 Yd FG
2Q		
	NW	Johnson 10 Yd Pass from Kustok (Long Kick)
	NEB	Crouch 50 Yd Run (Brown Kick)
	NEB	Alexander 2 Yd Run (Brown Kick)
	NEB	Buckhalter 2 Yd Run (Brown Kick)
	NEB	Brown 51 Yd FG
	NW	Anderson 69 Yd Run (Long Kick)
	NEB	Newcombe 58 Yd Pass from Crouch (Brown Kick)
3Q		
	NEB	Davidson 11 Yd Pass from Crouch (Brown Kick)
	NEB	Crouch 2 Yd Run (Brown Kick)
	NEB	Davidson 69 Yd Pass from Newcombe (Brown Kick)
4Q		
	NEB	Diedrick 9 Yd Run (Brown Kick)

TEAM STATS

28
69/476
160
6-14-1
636
83
7.6
33:37

First Downs
Rushes/Yards
Passing Yards
Comp-Att-Int
Total Offense
Total Plays
Avg. Yards Per Play
Possession

14
38/232
151
17-43-1
383
81
4.7
26:23

INDIVIDUAL STATS

RUSHING

NEB Alexander 20-240; Crouch 15-118; Buckhalter 12-58; Diedrick 4-28; Davies 3-17; Lord 4-16; Miller 3-10

NW Anderson 18-158; Kustok 14-83; Simmons 2-14; Lawrence 3-13; Danielson 1-1

PASSING

NEB Crouch 5-13-1, 91; Newcombe 1-1-0, 69

NW Kustock 15-35-0; Danielson 2-8-1, 13

RECEIVING


NEB Davidson 3-85; Newcombe 1-58; Bowling 1-9; Hassebroek 1-8

NW Johnson 4-53; Anderson 4-12; Simmons 3-24; Foster 2-41; Patrick 2-6; Schweighardt 1-9; Wright 1-6

On paper, the 2000 SYLVANIA Alamo Bowl was one of the most intriguing matchups of the bowl season as the power running of No. 8 Nebraska lined up against the high scoring spread offense of the Big Ten co-champion Northwestern Wildcats.

On the field, it was a different story as the Cornhuskers showed why they had the nation's best rushing offense overpowering Northwestern in a 66-17 victory.

Dan Alexander, who was selected as the Offensive MVP, set a bowl record with 240 yards rushing on just 20 carries. Eric Crouch, who won the Heisman Trophy the following season, finished the day with a bowl record four touchdowns (two rushing and two passing) and Husker place-kicker Josh Brown set a bowl record with nine PATs.





Iowa 19, Texas Tech 16



Wisconsin 31, 14 Colorado 28



SYLVANIA Alamo Bowl

Dec. 29, 2001 • Alamodome • 65,232 • ESPN

	Q1	Q2	Q3	Q4	F
Iowa	3	7	3	6	19
Texas Tech	0	3	7	6	16

GAME RECAP

SCORING SUMMARY

1Q	IOWA	Kaeding 36 Yd FG
2Q	IOWA	Greiving 1 Yd Run (Kaeding Kick)
	TECH	Greathouse 50 Yd FG
3Q	TECH	Welker 20 Yd Pass from Kingsbury (Treece Kick)
	IOWA	Kaeding 31 Yd FG
4Q	IOWA	Kaeding 46 Yd FG
	TECH	Treece 23 Yd FG
	TECH	Treece 37 Yd FG
	IOWA	Kaeding 47 Yd FG

TEAM STATS

20
44/178
161
19-26-0
339
70
4.8
35:03

First Downs
Rushes/Yards
Passing Yards
Comp-Att-Int
Total Offense
Total Plays
Avg. Yards Per Play
Possession

20
20/80
309
29-49-3
389
69
5.6
24:57

INDIVIDUAL STATS

RUSHING

IOWA Greiving 25-115; Allen 7-36; McCann 7-26; Hill 1-6; Betts 2-4

TECH Kingsbury 9-42; Williams 9-30; Francis 1-6; Welker 1-2

PASSING

IOWA McCann 19-26-0, 161

TECH Kingsbury 29-49-3, 309

RECEIVING

IOWA Hill 6-49; Clark 4-30; Dodge 4-26; Allen 3-38; Betts 1-10; Jenson 1-8

TECH Peters 8-60; Glover 6-77; Welker 6-62; Francis 5-90; Williams 3-13; Roberts 1-7

The 2001 SYLVANIA Alamo Bowl featured a battle between the Big Ten's top scoring offense and the Big 12's top passing attack. But defense and special teams proved to be the deciding factor as Iowa edged Texas Tech 19-16 in front of a sellout crowd.

The game went down to the final play as Iowa defensive back Bob Sanders intercepted a Kliff Kingsbury pass in the end zone to preserve the Hawkeye victory. Kingsbury finished with 309 passing yards.

The game featured two unlikely Hawkeye heroes: placekicker Nate Kaeding and reserve running back Aaron Greiving. Kaeding kicked four field goals, including a game-winning 47-yarder while Greiving rushed for 115 yards and a touchdown to earn Offensive MVP honors.

Tech tied the game at 16 with a 37-yard field goal with 2:05 remaining after Coach Mike Leach opted not to go for a first down on a 4th-and-1 play. Iowa then drove down the field to set up Kaeding's game-winner with 44 seconds remaining.



Alamo Bowl Pres. by MasterCard

Dec. 28, 2002 • Alamodome • 50,690 • ESPN

	Q1	Q2	Q3	Q4	OT	F
Wisconsin	7	14	0	7	3	31
Colorado	14	0	14	0	0	28

GAME RECAP

SCORING SUMMARY

1Q	CU	Strickland 91 Yd INT Return (Brougham Kick)
	WIS	Davis 4 Yd Run (Allen Kick)
	CU	Hackett 10 Yd Pass from Hodge (Brougham Kick)
2Q	WIS	Williams 10 Yd Pass from Bollinger (Allen Kick)
	WIS	Charles 7 Yd Pass from Bollinger (Allen Kick)
3Q	CU	Brown 4 Yd Run (Brougham Kick)
	CU	Hackett 11 Yd Pass from Colvin (Brougham Kick)
4Q	WIS	Bollinger 1 Yd Run (Allen Kick)
OT	WIS	Allen 37 Yd FG

TEAM STATS

21
51-193
163
12-24-1
356
75
4.7
30:37

First Downs
Rushes/Yards
Passing Yards
Comp-Att-Int
Total Offense
Total Plays
Avg. Yards Per Play
Possession

13
44/123
77
9-18-3
200
62
3.2
29:23

INDIVIDUAL STATS

RUSHING

CU Brown 28-104; Calhoun 9-21; Colvin 3-10

WIS Davis 25-104; Bollinger 20-92; Smith 5-16

PASSING

CU Hodge 6-13-1, 62; Colvin 3-5-1, 15

WIS Bollinger 12-24-2, 163

RECEIVING


CU Hackett 3-30; Drumm 2-16; Monteilh 1-20; Donahoe 1-11

WIS Williams 5-83; Charles 5-67; Bernstein 1-9; Smith 1-4

The 10th anniversary of the Alamo Bowl pitted two teams traditionally known for their ability to run the ball. In the end though, it was the kicking game that proved to be the deciding factor in Wisconsin's 31-28 overtime win against No. 14 Colorado.

Wisconsin kicker Mike Allen booted a 37-yard field goal in overtime to seal the win after Colorado kicker Pat Brougham missed a 45-yard attempt in the Buffaloes' overtime possession. The game marked the first overtime finish in Alamo Bowl history.

The victory for Wisconsin capped off a fourth-quarter comeback that saw the Badgers drive 80 yards, convert two fourth downs and find the end zone on a one-yard-run by quarterback Brooks Bollinger with 51 seconds remaining. Bollinger had 163 yards and two touchdowns passing and was named Offensive MVP.



21 Nebraska 17, Michigan St. 3

22 Ohio State 33, Oklahoma St. 7

MasterCard Alamo Bowl
Dec. 29, 2003 • Alamodome • 56,229 • ESPN

	Q1	Q2	Q3	Q4	F
Nebraska	3	14	0	0	17
Michigan St.	3	0	0	0	3

GAME RECAP

SCORING SUMMARY

1Q	NEB	Dyches 29 Yd FG
	MSU	Rayner 46 Yd FG
2Q	NEB	Ross 3 Yd Run (Dyches Kick)
	NEB	Ross 6 Yd Run (Dyches Kick)

TEAM STATS

20	First Downs	13
54/229	Rushes/Yards	23/18
156	Passing Yards	160
8-17-0	Comp-Att-Int	21-39-3
389	Total Offense	174
71	Total Plays	62
5.5	Avg. Yards Per Play	2.8
30:29	Possession	29:31

INDIVIDUAL STATS

RUSHING

MSU Dortch 9-31; Hayes 6-13

NEB Ross 37-138; Lord 10-79; Kriewald 2-10; Davies 2-4; Fluellen 1-3

PASSING

MSU Smoker 21-39-3, 156

NEB Lord 8-17-0, 160

RECEIVING

MSU Alexander 8-63; Brown 4-41; Shabaj 4-31; Scott 1-18; Knott 1-10; Kavanaght 1-8

NEB Fluellen 4-84; Pilkinton 3-70; Keiser 1-6

What many anticipated to be an offensive clinic turned out to be a one-sided affair in the 2003 MasterCard Alamo Bowl as the Nebraska Cornhuskers shut down the Michigan State Spartans 17-3.

Cornhusker running back Cory Ross rushed for a career-high 138 yards and two touchdowns for Nebraska, which was playing in its NCAA-record 35th consecutive bowl game. As a team Nebraska tallied 229 rushing yards and outran MSU by a 12:1 ratio.

Husker quarterback Jammal Lord rushed for 79 yards, including a career-long 66-yard scamper that set up Ross' second score. But it was Lord's arm that surprised his critics as the senior passer threw for a career-best 180 yards and earned Offensive MVP honors.

Michigan State senior quarterback Jeff Smoker was limited to 156 yards passing and his final pass as a Spartan was intercepted by cornerback Fabian Washington with 1:08 remaining.

The Blackshirt defense of Nebraska did not disappoint the Husker faithful. Nebraska recorded three interceptions and five sacks, limiting the Spartans to 18 rushing yards and 174 total, more than 200 below its average.



MasterCard Alamo Bowl
Dec. 29, 2004 • Alamodome • 65,265 • ESPN

	Q1	Q2	Q3	Q4	F
Ohio State	13	10	7	3	33
Oklahoma St.	0	0	0	7	7

GAME RECAP

SCORING SUMMARY

1Q	OSU	Gonzalez 23 Yd Pass from Zwick (Nugent Kick)
	OSU	Nugent 37 Yd FG
	OSU	Nugent 35 Yd FG
2Q	OSU	Ross 1 Yd Run (Nugent Kick)
	OSU	Nugent 41 Yd FG
3Q	OSU	Ginn Jr. 5 Yd Run (Nugent Kick)
	OSU	Nugent 36 Yd FG
4Q	OKST	Willis 4 Yd Run (Ricks Kick)

TEAM STATS

19	First Downs	15
42/214	Rushes/Yards	30/149
189	Passing Yards	137
17-27-0	Comp-Att-Int	15-35-1
403	Total Offense	286
69	Total Plays	65
5.8	Avg. Yards Per Play	4.4
34:51	Possession	25:09

INDIVIDUAL STATS

RUSHING

OKST Woods 12-72; Elliott 3-39; Morency 8-20; Willis 2-7

OSU Ross 12-99; Joe 13-57; Ginn Jr. 8-40; Hall 4-9

PASSING

OKST Woods 15-34-0, 137

OSU Zwick 17-27-1, 189

RECEIVING

OKST Woods 4-40; Frazier 3-24; Bajema 2-29; Mack 1-19


OSU Ginn Jr. 6-78; Holmes 5-47; Nicol 2-11; Gonzales 1-23

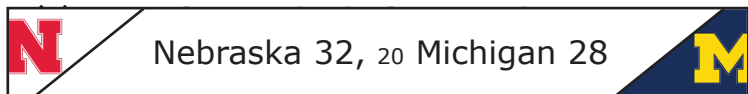
With its second-string quarterback running the show, the Ohio State Buckeyes made winning look easy in the 2004 MasterCard Alamo Bowl beating Oklahoma State 33-7. Sophomore quarterback Justin Zwick, who replaced suspended Troy Smith, threw for 189 yards and a touchdown in the one-sided matchup.

True freshman wide receiver Ted Ginn Jr., now a receiver for the San Francisco 49ers, put on an offensive show, catching six passes for 78 yards including a 42-yard pickup on a screen pass from Zwick. Ginn also rushed for another 51 yards and a touchdown in the victory.

Mike Nugent, the senior kicker who received the Lou Groza award, made his own contribution in the win. Nugent kicked four field goals and became the all-time leading scorer for Ohio State.

Ginn earned Offensive MVP honors, while Defensive MVP honors went to Buckeye defensive end Simon Fraser.





Nebraska 32, Michigan 28



18 Texas 26, Iowa 24

MasterCard Alamo Bowl

Dec. 28, 2005 • Alamodome • 62,016 • ESPN

	Q1	Q2	Q3	Q4	F
Nebraska	7	7	3	15	32
Michigan	7	7	7	7	28

GAME RECAP

SCORING SUMMARY

1Q	NEB	Nunn 52 Yd Pass from Taylor (Congdon Kick)
	MICH	Ecker 13 Yd Pass from Henne (Rivas Kick)
2Q	MICH	Massey 16 Yd Pass from Henne (Rivas Kick)
	NEB	Swift 14 Yd Pass from Taylor (Congdon Kick)
3Q	NEB	Congdon 20 Yd FG
	MICH	Manningham 21 Yd Pass from Henne (Rivas Kick)
4Q	MICH	Henne 7 Yd Run (Rivas Kick)
	NEB	Ross 31 Yd Run (Peterson Pass from Taylor)
	NEB	Nunn 13 Yd Pass from Taylor (Congdon Kick)

TEAM STATS

20	First Downs	20
44/178	Rushes/Yards	20/80
161	Passing Yards	309
19-26-0	Comp-Att-Int	29-49-3
339	Total Offense	389
70	Total Plays	69
4.8	Avg. Yards Per Play	5.6
35:03	Possession	24:57

INDIVIDUAL STATS

RUSHING

MICH Hart 19-74; Henne 13-38; Grady 5-17; Bass 3-4

NEB Ross 28-161; Lucky 1-3

PASSING

MICH Henne 21-43-1, 270

NEB Taylor 14-32-2

RECEIVING

MICH Avant 8-71; Manningham 3-28; Bass 3-24; Hart 2-35; Massey 2-18

NEB Nunn 4-91; Swift 3-31; Hardy 3-27; Ross 3-8


The No. 20 Michigan Wolverines nearly pulled off the improbable against the Nebraska Cornhuskers in the 2005 MasterCard Alamo Bowl.

Down by four with two seconds remaining, Michigan made a bid for one of the most exciting final plays in college bowl history. Michigan quarterback Chad Henne completed a short pass that started a chain of eight laterals and a near miracle.

Coaches and players from both teams made their way onto the field mid-play thinking the game had ended as Michigan's Tyler Ecker caught the eighth lateral and scampered up the sideline toward the end zone.

Nebraska cornerback Titus Brothers never quit on the play and knocked Ecker out of bounds at the Nebraska 13-yard line to secure the Cornhuskers' 32-28 victory.

The national television broadcast of the 2005 MasterCard Alamo Bowl earned a 5.41 rating making it the most-watched college football game in ESPN history at the time.



Alamo Bowl

Dec. 30, 2006 • Alamodome • 65,875 • ESPN

	Q1	Q2	Q3	Q4	F
Texas	3	7	10	6	26
Iowa	14	0	7	3	24

GAME RECAP

SCORING SUMMARY

1Q	IOWA	Young 1 Yd Run (Schlicher Kick)
	IOWA	Brodell 63 Yd Pass from Tate (Schlicher Kick)
	TEX	Bailey 27 Yd FG
2Q	TEX	Sweed 20 Yd Pass from McCoy (Bailey Kick)
3Q	TEX	Bailey 43 Yd FG
	TEX	Charles 72 Yd Pass from McCoy (Bailey Kick)
	IOWA	Brodell 23 Yd Pass from Tate (Schlicher Kick)
4Q	TEX	Young 2 Yd Run (Conversion failed)
	IOWA	Schlicher 38-Yd FG

TEAM STATS

21	First Downs	13
51-193	Rushes/Yards	44/123
163	Passing Yards	77
12-24-1	Comp-Att-Int	9-18-3
356	Total Offense	200
75	Total Plays	62
4.7	Avg. Yards Per Play	3.2
30:37	Possession	29:23

INDIVIDUAL STATS

RUSHING

TEX Charles 4-26; Shipley 1-14; Young 12-11; Pittman 1-11; McCoy 2-3
IOWA Young 13-64; Sims 12-26; Tate 5-10; Christensen 2-1

PASSING

TEX McCoy 26-40-0, 308

IOWA Tate 15-25-1, 274

RECEIVING

TEX Finley 8-46; Crosby 7-59; Sweed 3-70; Pittman 3-37; Young 2-3; Charles 1-72; Shipley 1-11; Jones 1-10


IOWA Brodell 6-159; Douglas 3-40; Chandler 2-36; Busch 1-19; Stross 1-13; Moeaki 1-8; Sims 1-2

The Iowa Hawkeye's were unable to hold on to their 11-point lead at the half as the Texas Longhorns came from behind to win the 2006 Alamo Bowl 26-24.

Texas was the heavy favorite playing in their first Alamo Bowl in front of a then record crowd of 65,875 that was mostly a sea of burnt-orange.

Current NFL quarterback Colt McCoy, then a freshman, took Offensive MVP honors after throwing for 308 yards and two TD's, including a 72-yarder to Jamal Charles which finally put the Longhorns on top. Texas won its third straight bowl game and became the first team to win the Alamo Bowl after trailing at halftime.

The game earned a 6.0 rating which translates into 8.8 million viewers making it the #1 most-watched college football bowl game broadcast in ESPN history surpassing the 7.8 million viewers who saw last year's dramatic Nebraska vs. Michigan game.





Penn State 24, Texas A&M 17



Valero Alamo Bowl

Dec. 29, 2007 • Alamodome • 66,166 • ESPN

	Q1	Q2	Q3	Q4	F
Penn St.	0	17	7	0	24
Texas A&M	14	0	3	0	17

GAME RECAP

SCORING SUMMARY

1Q	TAMU	Goodson 1 Yd Run (Bean Kick)
2Q	TAMU	Goodson 16 Yd Run (Szymanski Kick)
3Q	PSU	Butler 30 Yd Pass from Morelli (Kelly Kick)
	PSU	Clark 11 Yd Run (Kelly Kick)
	PSU	Kelly 25 Yd FG
4Q	TAMU	Szymanski 38 Yd FG
	PSU	Royster 38 Yd Run (Kelly Kick)

TEAM STATS

20	First Downs	13
54/229	Rushes/Yards	23/18
156	Passing Yards	160
8-17-0	Comp-Att-Int	21-39-3
389	Total Offense	174
17	Total Plays	62
5.5	Avg. Yards Per Play	2.8
30:29	Possession	29:31

INDIVIDUAL STATS

RUSHING

PSU Kinlaw 21-143; Royster 9-65; Clark 6-50; Williams 3-11; Morelli 1-1

TAMU Goodson 14-65; McGee 8-41; Lane 10-34; Alexander 4-15; Smith 2-9

PASSING

PSU Morelli 15-31-1, 143

TAMU McGee 19-31-1, 164

RECEIVING

PSU Williams 5-39; Butler 4-59; Golden 2-32; Kinlaw 2-4; Quarless 1-5; Shipley 1-4

TAMU Goodson 7-30; Bennett 4-46; Lane 3-33; Franks 2-19; Taylor 1-14; Shankle 1-14; Alexander 1-8

A Penn State victory did not look likely with the Nittany Lions down by 14 points early in the in the 2007 Valero Alamo Bowl. Penn State battled to erased a two-touchdown deficit and defeated Texas A&M 24-17 in front of a Valero Alamo Bowl record crowd of 66,166.

Penn State scored 17 consecutive points in the second quarter before A&M's Matt Szymanski kicked a 38-yard field goal to tie the game at 17-17 late in the third quarter. The Nittany Lions took the lead for good with a TD run by Evan Royster and held off a fourth-and-goal attempt by Texas A&M late in the fourth quarter.

Penn State's Rodney Kinlaw won Offensive MVP honors after running for 143 yards on 21 carries and backup runner Royster finished with 65 on nine carries.



23 Missouri 30, 20 Northwestern 23



Valero Alamo Bowl

Dec. 29, 2008 • Alamodome • 55,986 • ESPN

	Q1	Q2	Q3	Q4	OT	F
Missouri	0	10	10	3	7	33
Northwestern	7	3	13	0	0	23

GAME RECAP

SCORING SUMMARY

1Q	NW	Peterman 35 Yd Pass from Bacher (Villarreal Kick)
2Q	MIZZ	Wolfert 31 Yd FG
	NW	Villarreal 21 Yd FG
	MIZZ	Maclin 75 Yd Punt Return (Wolfert Kick)
3Q	NW	Ward 46 Pass from Bacher (Kick Failed)
	MIZZ	Alexander 11 Yd Pass from Daniel (Wolfert Kick)
	MIZZ	Wolfert 43 Yd FG
	NW	Lane 23 Yd Pass from Bacher (Villarreal Kick)
4Q	MIZZ	Wolfert 37 Yd FG
OT	MIZZ	Maclin 7 Yd Pass from Daniel (Wolfert Kick)

TEAM STATS

21	First Downs	21
30/111	Rushes/Yards	40/72
200	Passing Yards	304
27-44-3	Comp-Att-Int	27-43-1
311	Total Offense	376
74	Total Plays	83
4.2	Avg. Yards Per Play	4.5
24:40	Possession	34:20

INDIVIDUAL STATS

RUSHING

MIZZ Washington 15-44; Maclin 5-43; Daniel 9-29;

NW Sutton 29-114

PASSING

MIZZ Daniel 27-44-3, 200

NW Bacher 27-43-1, 304

RECEIVING

MIZZ Coffman 7-67; Maclin 7-39; Saunders 6-33; Alexander 3-29; Jackson 1-15; Jones 1-8

NW Ward 7-101; Peterman 7-83; Lane 5-77; Sutton 5-29; Brewer 3-14

The 2008 Valero Alamo Bowl delivered on all counts: a thrilling game that took overtime to decide, a highly visible national television slot usually reserved for NFL "Monday Night Football" and enthusiastic crowd with many fans traveling far and wide to make it down to San Antonio for the game.

All-American receiver Jeremy Maclin electrified the crowd with a 75-yard punt return for a touchdown, the longest in Alamo Bowl history, late in the first half to tie the game. Maclin, who was named Offensive MVP, also came through in the clutch with a 7-yard touchdown reception from Chase Daniel on the opening possession of overtime.

Missouri's defense was able to hold on for the victory after knocking down a 32-yard desperation heave on the game's final play.





Texas Tech 41, Michigan St. 31



14 Oklahoma St. 36, Arizona 10

MasterCard Alamo Bowl

Jan. 2, 2010 • Alamodome • 64,757 • ESPN

	Q1	Q2	Q3	Q4	F
Texas Tech	7	13	7	14	41
Michigan St.	7	7	14	3	31

GAME RECAP

SCORING SUMMARY

1Q	TECH	Batch 3 Yd Run (Williams Kick)
	MSU	Baker 46 Yd Run (Swenson Kick)
2Q	TECH	Williams 21 Yd FG
	TECH	Leong 2 Yd Pass from Potts (Williams Kick)
	MSU	Martin 48 Yd Pass from Cousins (Swenson Kick)
	TECH	Williams 38 Yd FG
3Q	MSU	Nichol 7 Yd Run (Swenson Kick)
	TECH	Franks 14 Yd Pass from Potts (Williams Kick)
	MSU	White 8 Yd Pass from Martin (Swenson Kick)
4Q	MSU	Swenson 44 Yd FG
	TECH	Lewis 11 Yd Pass from Sheffield (Williams Kick)

TEAM STATS

31
31/119
460
38-54-1
579
85
6.8
31:33

First Downs
Rushes/Yards
Passing Yards
Comp-Att-Int
Total Offense
Total Plays
Avg. Yards Per Play
Possession

13
32/148
248
16-30-2
396
62
6.4
28:27

INDIVIDUAL STATS

RUSHING

MSU Baker 12-97; Caper 11-25; Cousins 5-18; Nichol 1-7; Martin 2-3

TECH Batch 22-100; Stephens 4-31; Jeffers 1-4

PASSING

MSU Cousins 13-27-2, 220; Martin 2-2-0, 10; Bates 1-1-0, 18

TECH Potts 29-43-1, 372; Sheffield 9-11-0, 88

RECEIVING


MSU White 6-114; Martin 4-86; Gantt 2-34; Nichol 2-11; Cousins 1-2; Baker 1-1

TECH Lewis 10-114; Swindall 7-49; Batch 6-85; Zouzalik 3-75; Leong 3-58; Stephens 3-33; Franks 2-19; Torres 2-15; Jeffers 2-12

The 2010 Valero Alamo Bowl didn't disappoint as 64,757 fans packed the Alamodome for its sixth largest crowd in Alamo Bowl history and its third sellout in its last four bowl game.

Michigan State took a 28-27 lead into the fourth quarter, and appeared to get a break when Tech quarterback Taylor Potts left the game after injuring his non-throwing hand. He left with an Alamo Bowl-record 372 yards and two touchdowns.

With Tech down 31-27, QB Steven Sheffield marched the Red Raiders downfield in eight plays, the last an 11-yard touchdown pass to Detron Lewis taking the lead 34-31. Baron Batch tacked on a 25-yard touchdown run late in the game to seal the victory.



Valero Alamo Bowl

Dec. 29, 2010 • Alamodome • 57,595 • ESPN

	Q1	Q2	Q3	Q4	F
Oklahoma St.	17	6	10	3	36
Arizona	7	0	3	0	10

GAME RECAP

SCORING SUMMARY

1Q	OKST	Smith 6 Yd Run (Bailey Kick)
	OKST	Blackmon 71 Yd Pass from Weeden (Bailey Kick)
	ARIZ	Criner 5 Yd Pass from Foles (Zendejas Kick)
	OKST	Bailey 40 Yd FG
2Q	OKST	Martin 62 Yd INT Return (Kick Failed)
3Q	ARIZ	Zendejas 42 Yd FG
	OKST	Blackmon 3 Yd Pass from Weeden (Bailey Kick)
	OKST	Bailey 50 Yd FG
4Q	OKST	Bailey 44 Yd FG

TEAM STATS

19
42/214
189
17-27-0
403
69
5.8
34:51

First Downs
Rushes/Yards
Passing Yards
Comp-Att-Int
Total Offense
Total Plays
Avg. Yards Per Play
Possession

15
30/149
137
15-35-1
286
65
4.4
25:09

INDIVIDUAL STATS

RUSHING

OKST Hunter 10-32; Smith 5-16; Cooper 1-15; Bowling 1-9; Randle 2-2

ARIZ Grigsby 16-59; Nwoku 11-36; Antolin 1-1; Criner 1-1

PASSING

OKST Weeden 25-41-0, 240

ARIZ Foles 32-50-3, 280

RECEIVING

OKST Blackmon 9-117; Cooper 7-53; Bowling 3-35; Randle 2-28; Moore 2-13


ARIZ Criner 9-47; Douglas 6-91; Morrison 6-66; Grigsby 4-26; Roberts 2-19; Nwolu 2-11; Miller 2-5; Cobb 1-15

Before coming to San Antonio, Oklahoma State wide receiver Justin Blackmon had to make a stop in Florida to pick up the Biletnikoff Award as the best receiver in the country.

He then brought those award-winning skills to the Valero Alamo Bowl, finishing the year where he set three different single-season school records. Blackmon caught two touchdowns, including his 71-yard scamper that he savored as long as possible before scoring, as the Cowboys finished with their first 11-win season by claiming the 36-10 victory.

Oklahoma State, which led the nation in total offense, won its first bowl game in three tries and scored at least 33 points for the 11th time on the season.

Arizona finished the season 7-6 and became the Pac-10's first contestant in San Antonio since the conference was an original conference partner with the Alamo Bowl in 1993 and 1994.





12 BAYLOR 67, WASHINGTON 56



December 29, 2011 • Alamodome • 65,256 • ESPN

	Q1	Q2	Q3	Q4	F
Baylor	21	3	29	14	67
Washington	7	28	14	7	56

GAME RECAP

SCORING SUMMARY

1Q	BU	Wright 11 Yd Pass from Griffin III (Jones Kick)
	WASH	Price 5 Yd Run (Folk Kick)
	BU	Salubi 36 Yd Run (Jones Kick)
	BU	Griffin III 24 Yd Run (Jones Kick)
2Q		
	WASH	Johnson 12 Yd Pass from Price (Folk Kick)
	WASH	Aguilar 1 Yd Pass from Price (Folk Kick)
	WASH	Price 15 Yd Run (Folk Kick)
	WASH	Polk 56 Yd Run (Folk Kick)
	BU	Jones 42 Yd FG
3Q		
	WASH	Kearse 80 Yd Pass from Price (Folk Kick)
	BU	Salubi 7 Yd Run (Jones Kick)
	BU	Ganaway 89 Yd Run (Monk Pass from Griffin III)
	WASH	Aguilar 1 Yd Pass from Price (Folk Kick)
	BU	Ganaway 1 Yd Run (Jones Kick)
	BU	Ganaway 1 Yd Run (Jones Kick)
4Q		
	WASH	Price 8 Yd Run (Folk Kick)
	BU	Ganaway 4 Yd Run (Jones Kick)
	BU	Ganaway 43 Yd Run (Jones Kick)

TEAM STATS

33	First Downs	26
52/482	Rushes/Yards	37/182
295	Passing Yards	438
24-33-0	Comp-Att-Int	23-37-0
777	Total Offense	620
85	Total Plays	74
9.1	Avg. Yards Per Play	8.4
28:10	Possession	34:50

INDIVIDUAL STATS

RUSHING

BU Ganaway 21-200; Reese 2-101; Salubi 5-101; Griffin III 18-55; Wright 4-28
 WASH Polk 30-147; Price 5-39; Callier 2-(-4)

PASSING

BU Griffin III 24-33-0, 295
 WASH Price 23-37-0, 438


RECEIVING

BU Wright 7-91; Williams 6-62; Reese 5-66; Sampson 3-25; Norwood 1-23; Monk 1-15; Salubi 1-13
 WASH Kearse 5-198; Aguilar 5-90; Seferian-Jenkins 5-59; Williams 3-19; Johnson 2-36; Polk 2-8; Callier 1-28

No. 12 Baylor pulled out a thrilling Valero Alamo Bowl victory in the highest-scoring regulation game in bowl history in the 2011 Valero Alamo Bowl. The Bears defeated Washington 67-56 on December 29, 2011 at the Alamodome in front of a crowd of 65,256.

Baylor quarterback Robert Griffin III, the first reigning Heisman Trophy winner to appear in the Valero Alamo Bowl, threw for one touchdown and rushed for another, but he was shown up on this night by running back Terrance Ganaway who rushed for 200 yards and five touchdowns as he earned Offensive MVP honors for the game.

The game set various bowl records, including total points in regulation and total offense in a bowl game. Washington took the lead 56-53 with 9:40 to go on a Keith Price 8-yard touchdown run, but Ganaway was right there with Baylor's answer. His final two scores gave Baylor the final 67-56 margin.



Alamo Bowl Records Set

- Most points in a game: 67, Baylor
- Most points in a half: 43, Baylor
- Most combined points: 123
- Total yards: 777, Baylor
- Total combined yards: 1,397*
- Highest yards per play: 9.1, Baylor
- Most rushing yards: 482, Baylor
- Most first downs: 33, Baylor*
- Highest third-down efficiency: 56.3% (9-16), Washington
- Most rushing touchdowns: 5, Terrance Ganaway, Baylor
- Longest run: 89 yards, Terrance Ganaway, Baylor
- Most total touchdowns: 7, Keith Price, Washington
- Most yards passing: 438, Keith Price, Washington
- Most touchdown passes: 4, Keith Price, Washington
- Most receiving yards: 198, Jermaine Kearse, Washington

*NCAA Bowl Record





23 Texas 31, 13 Oregon State 27



December 29, 2012 • Alamodome • 65,277 • ESPN

	Q1	Q2	Q3	Q4	F
Texas	3	7	7	14	31
Oregon St.	10	10	7	0	27

GAME RECAP

SCORING SUMMARY

1Q	OSU	Romaine 42 Yd FG
	TEX	Jordan 40 Yd FG
	OSU	Woods 12 Yd Run (Romaine Kick)
2Q	TEX	Goodwin 64 Yd Run (Jordan Kick)
	OSU	Romaine 37 Yd FG
	OSU	Ward 9 Yd Run (Romaine Kick)
3Q	TEX	Ash 11 Yd Run (Jordan Kick)
	OSU	Woods 2 Yd Run (Romaine Kick)
4Q	TEX	Gray 15 Yd Pass from Ash (Jordan Kick)
	TEX	Goodwin 36 Yd Pass from Ash (Jordan Kick)

TEAM STATS

21	First Downs	16
42/103	Rushes/Yards	31/117
241	Passing Yards	194
21-34-1	Comp-Att-Int	15-29-2
358	Total Offense	297
65	Total Plays	71
5.5	Avg. Yards Per Play	4.2
29:02	Possession	30:58

INDIVIDUAL STATS

RUSHING

TEX Goodwin 1-64; Ash 7-22; Gray 7-18; Brown 4-8

OSU Woods 21-118; Wheaton 4-26; Ward 6-25

PASSING

TEX Ash 21-33-2, 241

OSU Vaz 15-28-2, 194


RECEIVING

TEX Shipley 8-88; Goodwin 4-68; Davis 3-30; Gray 2-27; Brown 2-14; Monroe 1-9; Grant 1-5

OSU Hamlett 5-70; Wheaton 3-37; Cooks 3-31; Woods 1-22; Ward 1-19; Cummings 2-15

Texas trailed Oregon State 27-17 before rallying back to win the game. Texas quarterback David Ash threw a 15-yard touchdown pass to Johnathan Gray to cut the lead to three and later threw a 36-yard TD pass to Marquise Goodwin to give the Longhorns the win.

Texas now has 28 comeback victories under Mack Brown, including 17 fourth quarter comebacks. The six largest comebacks in Texas history have been under Brown. Texas improved to 2-2 on the season in games when they trailed at halftime. The overall Valero Alamo Bowl record for teams leading at halftime now stands at 15-3.



- Texas defensive end Alex Okafor set the Valero Alamo Bowl record for sacks in a single game with 4.5 on his way to earning Defensive MVP honors.
- Oregon State running back Storm Woods won the Fred Jacoby Sportsmanship award after rusing for 118 yards and two touchdowns.
- Texas' Marquise Goodwin scored on a 64 yard run early in the second quarter. Goodwin would go on to score the deciding touchdown on a 36 yard pass from David Ash to capture the 31-27 victory for the Longhorns.
- Texas wide receiver Jaxon Shipley hauled in eight catches for 88 yards.
- Texas' David Ash's 241 passing yards put him in the top ten for single season passing yards in school history.





10 Oregon 30, Texas 7



December 30, 2013 • Alamodome • 65,918 • ESPN

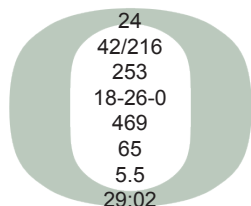
	Q1	Q2	Q3	Q4	F
Oregon	10	10	3	7	30
Texas	7	0	0	0	7

GAME RECAP

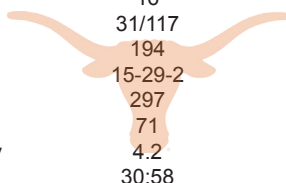
SCORING SUMMARY

1Q	ORE	Patterson 37 Yd INT return (Wogan Kick)
	ORE	Wogan 25 Yd FG
	TEX	McCoy 1 Yd Run (Wogan Kick)
2Q	ORE	Wogan 32 Yd FG
	ORE	Huff 16 Yd Pass from Mariota (Wogan Kick)
3Q	ORE	Wogan 39 Yd FG
4Q	ORE	Malone 38 Yd INT return (Wogan Kick)

TEAM STATS



First Downs	16
Rushes/Yards	31/117
Passing Yards	194
Comp-Att-Int	15-29-2
Total Offense	297
Total Plays	71
Avg. Yards Per Play	4.2
Possession	30:58



INDIVIDUAL STATS

RUSHING

ORE Mariota 15-133; Marshall 13-43; Tyner 6-22; Thomas 3-13; Forde 2-9; Bassett 1-1; Huff 1-1

TEX Brown 26-130; Swoopes 8-38; Bergeron 8-21

PASSING

ORE Mariota 18-26-1, 253

TEX McCoy 8-17, 48; Swoopes 1-6, 8

RECEIVING

ORE Huff 5-104; Addison 5-48; Baylis 1-27; Tyner 2-25; Thomas 2-24; Mundt 1-20; Marshall 2-5

TEX Bergeron 2-16; Davis 2-12; Sanders 2-10; Shipley 1-8; Daniels 1-8; Swaim 1-2

Oregon's 30-7 win in the 2013 Valero Alamo Bowl spoiled Mack Brown's last game in his 16 year run as Head Coach of the Longhorns.

Oregon quarterback Marcus Mariota broke the Valero Alamo Bowl record for rushing yards by a quarterback with 133 yards, topping Eric Crouch's 118 yards against Northwestern in 2000.

Oregon senior receiver Josh Huff's 104 receiving yards helped him set the Oregon single season receiving record with 1,140 yards.

The standing room only crowd of 65,918 was the second highest attendance in Valero Alamo Bowl history and the game's third straight sellout. With 7.6 views, the 2013 game was the 7th most-watched non-BCS game in ESPN history.



- Oregon quarterback Marcus Mariota earned Offensive MVP honors after throwing for 253 yards and a touchdown and rushing for 133 yards on 15 carries.
- Texas running back and San Antonio native Malcom Brown led the way for the Longhorns offensively with 130 yards on the ground.
- The 2013 Valero Alamo Bowl served as Texas head coach Mack Brown's last game in his 16 year tenure with the Longhorns.
- The 2013 Valero Alamo Bowl marked the third time Texas has played in the Valero Alamo Bowl. Texas won in their previous two trips in 2006 and 2012.
- 2013 was the first time Oregon played in the Valero Alamo Bowl.





11 Kansas State 35, 14 UCLA 40



January 2, 2015 • Alamodome • 60,517 • ESPN

	Q1	Q2	Q3	Q4	F
Kansas State	0	6	15	14	35
UCLA	17	14	3	6	40

GAME RECAP

SCORING SUMMARY

1Q	UCLA	Hundley 10 Yd Run (Fairbairn Kick)
	UCLA	Fairbairn 27 Yd FG
	UCLA	Hundley 28 Yd Run (Fairbairn Kick)
2Q	KSU	McCrane 47 Yd FG
	KSU	McCrane 29 Yd FG
	UCLA	Perkins 32 Yd Run (Fairbairn Kick)
	UCLA	Lucien 7 Yd Pass from Hundley
3Q	KSU	Lockett 3 Yd Pass from Waters (Jake, Pass from Waters)
	KSU	Robinson 2 Yd Run (McCrane Kick)
	UCLA	Fairbairn 44 Yd FG
4Q	KSU	Waters 1 Yd Run (McCrane Kick)
	UCLA	Perkins 67 Yd Run
	KSU	Lockett 29 Yd Pass from Waters (McCrane Kick)

#14 UCLA withstood a furious second half comeback by #11 Kansas State and held on to win the 2015 Valero Alamo Bowl 40-35.


Kansas State was unable to recover an onside kick with 1:21 remaining in the game and UCLA kneeled the ball to cool what was a Wildcat scoring explosion by both teams in the second half. Kansas State scored 15 unanswered points in the third quarter to overcome a 31-6 halftime deficit and cut the lead to 31-21 before the Bruins got a field goal by Ka'imi Fairbairn to go up by 10. Kansas State executed a 15 play, 91 yard drive capped off by a one-yard TD run by Jake Waters to cut the lead to 34-28.

UCLA responded quickly with a 67-yard TD run by Paul Perkins and after a failed two pointconversion, led 40-26. Waters led the Wildcats back down the field and threw a 29-yard TD pass to Tyler Lockett, to end the scoring.



- UCLA's 31 first half points was the most in the Valero Alamo Bowl since Washington scored 35 in 2011 and the third most in Valero Alamo Bowl history.
- UCLA running back and Offensive MVP Paul Perkins rushed for 194 yards, placing him third in Valero Alamo Bowl history. His total was the most since Baylor's Terrance Ganaway's 200 yards in 2011 vs. Washington and the third most all-time.
- Kansas State's receiver Tyler Lockett set a Valero Alamo Bowl record with 13 receptions, beating the previous record of 11 grabs by Purdue's Isaac Jones in the 1998 Alamo Bowl against Kansas State.
- Lockett also set a Valero Alamo Bowl record with 249 all-purpose yards in the 2015 Valero Alamo Bowl. Lockett had 13 receptions for 164 yards and two touchdowns and added 85 returns yards, 44 on punt returns and 41 on kickoff returns.
- The 2015 Valero Alamo Bowl marks the second time in 22 games that the Alamo Bowl was played on Jan. 2nd, the last came in 2010, a 41-31 Texas Tech victory over the Michigan State Spartans.

TEAM STATS



First Downs
Rushes/Yards
Passing Yards
Comp-Att-Int
Total Offense
Total Plays
Avg. Yards Per Play
Possession



INDIVIDUAL STATS

RUSHING

KSU Jones 9-19; Waters 15-13; Robinson 7-1

UCLA Perkins 20-194; Hundley 11-96; Lucien 1-34; Starks 3-9; James 1-1

PASSING

KSU Walters 31-48-2, 338; Lockett 0-1, 0

UCLA Hundley 12-24-1, 136

RECEIVING

KSU Lockett 13-164; Sexton 10-104; Cook 3-26; Jones, C. 2-20; Jones, J. 1-10;

UCLA Payton 4-58; Lucien 3-29; Fuller 2-19; Johnson 2-11; Duarte 1-19





Bowl Records

MOST RUSHING ATTEMPTS

37, Cory Ross, Nebraska (vs. Michigan State), 12/29/03
 30, Chris Polk, Washington (vs. Baylor), 12/29/11
 29, Tyrell Sutton, Northwestern (vs. Missouri), 12/29/08

MOST YARDS RUSHING

240, Dan Alexander, Nebraska (vs. Northwestern), 12/30/00
 200, Terrance Ganaway, Baylor (vs. Washington), 12/29/11

MOST YARDS PER CARRY

12.0, Dan Alexander, Nebraska (vs. Northwestern), 12/30/00
 9.7, Paul Perkins, UCLA (vs. Kansas State), 1/2/15

MOST RUSHING TOUCHDOWNS

5, Terrance Ganaway, Baylor (vs. Washington), 12/29/11
 3, Keith Price, Washington (vs. Baylor), 12/29/11

LONGEST RUN

89, (TD), Terrance Ganaway, Baylor (vs. Washington), 12/29/10
 78, Tevin Reese, Baylor (vs. Washington), 12/29/11

MOST TOUCHDOWNS (RUSHING & PASSING)

7, (4 passing, 3 rushing), Keith Price, Washington (vs. Baylor), 12/29/11*
 5, (5 rushing), Terrance Ganaway, Baylor (vs. Washington), 12/29/11
 4, (3 passing, 1 rushing), Chad Henne, Michigan (vs. Nebraska), 12/28/05
 4, (2 passing, 2 rushing), Eric Crouch, Nebraska (vs. Michigan), 12/28/00

MOST PASS ATTEMPTS

53, Drew Brees, Purdue (vs. Kansas State), 12/29/98
 50, Nick Foles, Arizona (vs. Oklahoma State), 12/29/10

MOST PASS COMPLETIONS

32, Nick Foles, Arizona (vs. Oklahoma State), 12/29/10
 31, Jake Waters, Kansas State (vs. UCLA), 1/2/15
 29, Taylor Potts, Texas Tech (vs. Michigan State), 1/2/10
 29, Kliff Kingsbury, Texas Tech (vs. Iowa), 12/29/01

MOST YARDS PASSING

438, Keith Price, Washington (vs. Baylor), 12/29/11
 372, Taylor Potts, Texas Tech (vs. Michigan State), 1/2/10

MOST TOUCHDOWN PASSES

4, Keith Price, Washington (vs. Baylor), 12/29/11
 3, C.J. Bacher, Northwestern (vs. Missouri), 12/29/08
 3, Chad Henne, Michigan (vs. Nebraska), 12/28/05
 3, Zac Taylor, Nebraska (vs. Michigan), 12/28/05
 3, Michael Bishop, Kansas State (vs. Purdue), 12/29/98
 3, Dave Barr, California (vs. Iowa), 12/31/93

HIGHEST COMPLETION PERCENTAGE

77.1 (27-35), Chad Davis, Wash. St. (vs. Baylor), 12/31/94
 75.0 (21-28), Dave Barr, California (vs. Iowa), 12/31/93
 72.7 (24-33), Robert Griffin III, Baylor (vs. Washington), 12/29/11

MOST PASSES INTERCEPTED

4, Randy McCown, Texas A&M (vs. Penn State), 12/28/99
 4, Michael Bishop, Kansas State (vs. Purdue), 12/29/98

LONGEST PASS RECEPTION FOR A TOUCHDOWN

88, (TD), Darnell McDonald, Kansas State (vs. Purdue), 12/29/98
 80, (TD), Jermaine Kearse, Washington (vs. Baylor), 12/29/11

MOST RECEPTIONS

13, Tyler Lockett, Kansas State (vs. UCLA), 1/2/15
 11, Isaac Jones, Purdue (vs. Kansas State), 12/29/98
 10, Detron Lewis, Texas Tech (vs. Michigan State), 1/2/10
 10, Curry Sexton, Kansas State (vs. UCLA), 1/2/15

MOST YARDS RECEIVING

198, Jermaine Kearse, Washington (vs. Baylor), 12/29/11
 164, Tyler Lockett, Kansas State (vs. UCLA), 1/2/15

MOST RECEIVING TOUCHDOWNS

2, Tyler Lockett, Kansas State (vs. UCLA), 1/2/15
 9 Other Players

LONGEST FIELD GOAL

51, Josh Brown, Nebraska (vs. Northwestern), 21/30/00
 50, Clinton Greathouse, Texas Tech (vs. Iowa), 12/29/01
 50, Dan Bailey, Oklahoma State (vs. Arizona), 12/29/10

MOST FIELD GOALS

5, Kyle Bryant, Texas A&M (vs. Michigan), 12/28/95*
 4, Nate Kaeding, Iowa (vs. Michigan), 12/29/01
 4, Mike Nugent, Ohio State (vs. Oklahoma State), 12/29/04

MOST KICKOFF RETURN YARDS

179, Travis Cobb, Arizona (vs. Oklahoma State), 12/29/10
 149, Keshawn Martin, Michigan State (vs. Texas Tech), 1/2/10

LONGEST KICKOFF RETURN

69, Steve Breaston, Michigan (vs. Nebraska), 12/28/05
 64, Travis Cobb, Arizona (vs. Oklahoma State), 12/29/10

LONGEST PUNT RETURN

75, Jeremy Maclin, Missouri (vs. Northwestern), 12/29/08
 46, Kasen Williams, Washington (vs. Baylor), 12/29/11

LONGEST PUNT

67, Justin Brantly, Texas A&M (vs. Penn State), 12/29/07
 62, Cole Farden, Oklahoma State (vs. Ohio State), 12/29/04

MOST ALL-PURPOSE YARDS

249, Tyler Lockett, Kansas State (vs. UCLA), 1/2/15
 240, Dan Alexander, Nebraska (vs. Northwestern), 12/30/00
 224, Steve Breaston, Michigan (vs. Nebraska), 12/28/05

MOST INTERCEPTIONS

2, Leon Hall, Michigan (vs. Nebraska), 12/28/05
 2, Derek Fox, Penn State (vs. Texas A&M), 12/28/99
 2, Billy Gustin, Purdue (vs. Kansas State), 12/29/98
 2, Adrian Beasley, Purdue (vs. Oklahoma State), 12/30/97

LONGEST INTERCEPTION RETURN

91 (TD), Don Strickland, Colorado (vs. Wisconsin), 12/28/02
 62 (TD), Markelle Martin, Oklahoma State (vs. Arizona), 12/29/10

MOST TACKLES

17, Sean Weatherspoon, Missouri (vs. Northwestern), 12/29/08
 15, Elliot Coffey, Baylor (vs. Washington), 12/29/11
 15, Sean Parker, Washington (vs. Baylor), 12/29/11
 15, Cort Dennison, Washington (vs. Baylor), 12/29/11

MOST SACKS

4.5 Alex Okafor, Texas (vs. Oregon State) 12/29/12
 3.5, Chike Okeafor, Purdue (vs. Kansas State), 12/29/98
 3.0, Deon Hollins, UCLA (vs. Kansas State), 1/2/15

*NCAA Bowl Record

Bowl Records

MOST POINTS - GAME

67, Baylor (vs. Washington), 12/29/11
66, Nebraska (vs. Northwestern), 12/30/00
56, Washington (vs. Baylor) 12/29/11

MOST POINTS - HALF

43, Baylor (2nd half vs. Washington) 12/29/11
38, Nebraska (1st half vs. Northwestern), 12/30/00
35, Washington (1st half vs. Baylor) 12/29/11

MOST POINTS - QUARTER

31, Nebraska (2nd quarter vs. Northwestern), 12/30/00
29, Baylor (3rd quarter vs. Washington), 12/29/11
28, Washington (2nd quarter vs. Baylor), 12/29/11

MOST COMBINED POINTS - GAME

123, Baylor (67) vs. Washington (56), 12/29/11*
83, Nebraska (66) vs. Northwestern (17), 12/30/00
72, Texas Tech (41) vs. Michigan State (31), 1/2/10

MOST COMBINED POINTS - HALF

64, Baylor vs. Washington (2nd half), 12/29/11
59, Baylor vs. Washington, (1st half), 12/29/11
55, Nebraska vs. Northwestern (1st half), 12/30/00

MOST COMBINED POINTS - QUARTER

45, Nebraska vs. Northwestern (2nd quarter), 12/30/00*
43, Baylor vs. Washington (3rd quarter), 12/29/11*
31, Purdue vs. Kansas St. (4th quarter), 12/29/98

MOST POINTS BY A LOSING TEAM

56, Washington (vs. Baylor), 12/29/11
35, Kansas St. (vs. UCLA), 1/2/15

FEWEST POINTS

0, Texas A&M (vs. Penn State), 12/28/99
0, Texas Tech (vs. Iowa), 12/29/96

MOST TOUCHDOWNS

9, Baylor (vs. Washington) 12/29/11
9, Nebraska (vs. Northwestern), 12/30/00
8, Washington (vs. Baylor) 12/29/11

MOST FIELD GOALS MADE

5, Texas A&M (vs. Michigan), 12/28/95*
4, Iowa (vs. Teas Tech), 12/29/01

MOST FIELD GOALS MADE - BOTH TEAMS

7, Iowa vs. Texas Tech, 12/29/01*
7, Texas A&M vs. Michigan, 12/28/95*

MOST YARDS TOTAL OFFENSE - TEAM

777, Baylor (vs. Washington), 12/29/11
636, Nebraska (vs. Northwestern), 12/30/00
620, Washington (vs. Baylor), 12/29/11

MOST YARDS TOTAL OFFENSE - COMBINED

1,397, Baylor (777) vs. Washington (620), 12/29/11

MOST OFFENSIVE PLAYS

85, Baylor (vs. Washington), 12/29/11
85, Texas Tech (vs. Michigan State), 1/2/10
85, Michigan (vs. Nebraska), 12/28/05

HIGHEST AVERAGE PER PLAY

9.1, Baylor (vs. Washington), 12/29/11
8.4 Washington (vs. Baylor), 12/29/11

MOST RUSHING ATTEMPTS

69, Nebraska (vs. Northwestern), 12/30/00
55, California (vs. Iowa), 12/31/93

MOST YARDS RUSHING

482, Baylor (vs. Washington), 12/29/11
476, Nebraska (vs. Northwestern), 12/30/00

HIGHEST AVG. PER RUSHING ATTEMPT

9.3, Baylor (vs. Washington), 12/29/11
8.5, UCLA (vs. Kansas State), 1/2/15

MOST PASS ATTEMPTS

54, Texas Tech (vs. Michigan State), 1/2/10
53, Purdue (vs. Kansas St.), 12/29/98

MOST PASS COMPLETIONS

38, Texas Tech (vs. Michigan State), 1/2/10
32, Arizona (vs. Oklahoma State), 12/29/10

MOST YARDS PASSING

460, Texas Tech (vs. Michigan State), 1/2/10
438, Washington (vs. Baylor), 12/29/11

HIGHEST PASSING PERCENTAGE

77.1, Washington St. (27-of-35 vs. Baylor), 12/31/94
75.0, California (21-of-28 vs. Iowa), 12/31/93

MOST FIRST DOWNS - OVERALL

33, Baylor (vs. Washington), 12/29/11
31, Texas Tech (vs. Michigan State), 1/2/10

MOST FIRST DOWNS - RUSHING

24, Nebraska (vs. Northwestern), 12/30/00
18, Baylor (vs. Washington) 12/29/11

MOST FIRST DOWNS - PASSING

20, Texas Tech (vs. Michigan State), 1/2/10
17, Kansas State (vs. UCLA), 1/2/15
15, Washington (vs. Baylor) 12/29/11

THIRD-DOWN EFFICIENCY

56.3 (9-of-16), Washington (vs. Baylor), 12/29/11
55.0 (6-of-11), Purdue (vs. Oklahoma St.), 12/30/97

MOST FUMBLES

4, Michigan (vs. Nebraska), 12/28/05
4, Texas A&M (vs. Penn State), 12/29/07

MOST FUMBLES LOST

3, Kansas St. (vs. Purdue), 12/29/98
3, Wisconsin (vs. Colorado), 12/28/02

MOST QB SACKS

10, Texas (vs. Oregon State), 12/29/12
7, UCLA (vs. Kansas State), 1/2/15

MOST PUNTS - GAME

10, Northwestern (vs. Nebraska), 12/30/00
8, Nebraska (vs. Michigan), 12/28/05
8, Iowa (vs. California), 12/31/93

MOST PUNTING YARDAGE

412, Nebraska (vs. Michigan), 12/28/05
357, Northwestern (vs. Nebraska), 12/30/00

MOST PENALTIES - GAME

15, UCLA (vs. Kansas State), 1/2/15
15, Washington St. (vs. Baylor), 12/31/94
14, Kansas St. (vs. Purdue), 12/29/98

LONGEST TIME OF POSSESSION - GAME

43:14, California (vs. Iowa), 12/31/93
37:31, Arizona (vs. Oklahoma State), 12/29/10

LEAST TIME OF POSSESSION - GAME

16:46, Iowa (vs. California), 12/31/93

* NCAA Bowl Record

Bowl Records

Most Valuable Players:

Year	Offense	Defense
2014	Paul Perkins, RB, UCLA	Eric Kendricks, LB, UCLA
2013	Marcus Mariota, QB, Oregon	Avery Patterson, DB, Oregon
2012	Marquise Goodwin, WR, Texas	Alex Okafor, DE, Texas
2011	Terrance Ganaway, RB, Baylor	Elliot Coffey, LB, Baylor
Dec. 2010	Justin Blackmon, WR, Oklahoma State	Markelle Martin, DB, Oklahoma State
Jan. 2010	Taylor Potts, QB, Texas Tech	Jamar Wall, DB, Texas Tech
2008	Jeremy Maclin, WR, Missouri	Sean Weatherspoon, LB, Missouri
2007	Rodney Kinlaw, RB, Penn State	Sean Lee, LB, Penn State
2006	Colt McCoy, QB, Texas	Aaron Ross, DB, Texas
2005	Cory Ross, RB, Nebraska	Leon Hall, DB, Michigan
2004	Ted Ginn, Jr., WR, Ohio State	Simon Fraser, DL, Ohio State
2003	Jammal Lord, QB, Nebraska	Trevor Johnson, DL, Nebraska
2002	Brooks Bollinger, QB, Wisconsin	Jeff Mack, LB, Wisconsin
2001	Aaron Greiving, RB, Iowa	Derrick Pickens, DL, Iowa
2000	Dan Alexander, RB, Nebraska	Kyle Vanden Bosch, DL, Nebraska
1999	Rashard Casey, QB, Penn State	Lavar Arrington, LB, Penn State
1998	Drew Brees, QB, Purdue	Rosevelt Colvin, DL, Purdue
1997	Billy Dicken, QB, Purdue	Adrian Beasley, DB, Purdue
1996	Sedrick Shaw, RB, Iowa	Jared Devries, DL, Iowa
1995	Kyle Bryant, PK, Texas A&M	Keith Mitchell, LB, Texas A&M
1994	Chad Davis, QB, Washington State	Ron Childs, LB, Washington State
1993	Dave Barr, QB, California	Jerrott Willard, LB, California

Fred Jacoby Sportsmanship Award:

Jan. 2015	Tyler Lockett, WR, Kansas State
2013	Carrington Byndom, DB, Texas
2012	Storm Woods, RB, Oregon State
2011	Senio Kelemete, OL, Washington
Dec. 2010	David Douglas, WR, Arizona
Jan. 2010	Ross Weaver, DB, Michigan State
2008	Rasheed Ward, WR, Texas Tech
2007	Mark Dodge, LB, Texas A&M
2006	Mike Elgin, OL, Iowa
2005	Steve Breaston, WR, Michigan
2004	Donovan Woods, QB, Oklahoma State
2003	Joe Tate, OL, Michigan State
2002	Zac Colvin, QB, Colorado
2001	Anton Paige, WR, Texas Tech
2000	Zak Kustok, QB, Northwestern
1999	Jason Webster, DB, Texas A&M
1998	Jarrod Cooper, DB, Kansas State
1997	Kevin Williams, DB, Oklahoma State
1996	Shane Dunn, OL, Texas Tech
1995	Jarret Irons, LB, Michigan
1994	Adrian Robinson, DB, Baylor
1993	Larry Blue, DL, Iowa

All-Time Alamo Bowl TV Ratings:

6.3	Michigan vs. Texas A&M, 1995 Builders Square Alamo Bowl
6.0	Texas vs. Iowa, 2006, Alamo Bowl
5.6	Texas Tech vs. Michigan State, 2010, Valero Alamo Bowl
5.4	Michigan vs. Nebraska, 2005, MasterCard Alamo Bowl
5.2	Penn State vs. Texas A&M, 1999, SYLVANIA Alamo Bowl
5.1	Washington vs. Baylor, 2011, Valero Alamo Bowl
4.9	Kansas State vs. Purdue, 1998, Builders Square Alamo Bowl
4.8	Texas vs. Oregon State, 2012, Valero Alamo Bowl
4.6	Missouri vs. Northwestern, 2008, Valero Alamo Bowl
4.4	Wisconsin vs. Colorado, 2002, MasterCard Alamo Bowl
4.3	Ohio State vs. Oklahoma State, 2004, MasterCard Alamo Bowl
4.2	Nebraska vs. Michigan State, 2003, MasterCard Alamo Bowl
3.9	Oklahoma State vs. Purdue, 1997, Builders Square Alamo Bowl
3.8	Washington State vs. Baylor, 1994, Builders Square Alamo Bowl
3.8	Texas Tech vs. Iowa, 1996, Builders Square Alamo Bowl
3.8	Nebraska vs. Northwestern, 2000, SYLVANIA Alamo Bowl
3.8	Texas Tech vs. Iowa, 2001, SYLVANIA Alamo Bowl
3.3	Arizona vs. Oklahoma State, 2010, Valero Alamo Bowl
2.7	Penn State vs. Texas A&M, 2007, Valero Alamo Bowl
2.4	California vs. Iowa, 1993, Builders Square Alamo Bowl