

Media Guide

ALAMODOME | SAN ANTONIO, TEXAS




vs.



DEC. 31



2019 VALERO ALAMO BOWL

Dec. 31, 2019 • 6:30 P.M. (CT) • San Antonio, Texas • Alamodome 65,000 • ESPN			
2019		Utah Utes	Texas Longhorns
		Head Coach: Kyle Whittingham	Head Coach: Tom Herman
		Record at Utah: 120-61 (15 years) Overall: 131-63 (16 years)	Record at Texas: 24-15 (3 years) Overall: 46-19 (5 years)

Bowl Communications

Lauren Wyatt - Media Coordinator

- Cell: 928-257-8151
- Office: 210-704-6389
- Email: laurenw@alamobowl.com

Rick Hill - VP of Marketing & Communications

- Cell: 210-394-9386
- Office: 210-704-6388
- Email: rickh@alamobowl.com

Texas - John Bianco

- Cell: 512-748-9315
- Office: 512-471-1346
- Email: john.bianco@athletics.utexas.edu

Texas - Thomas Stepp

- Cell: 512-748-4615
- Office: 512-471-7877
- Email: thomas.stepp@athletics.utexas.edu

Texas - John Langham

- Cell: 816-686-1071
- Office: 512-471-9161
- Email: john.langham@athletics.utexas.edu

Utah - Paul Kirk

- Cell: 801-581-3501
- Office: 801-581-3510
- Email: pkirk@huntsman.utah.edu

Utah - Brooke Frederickson

- Cell: 801-493-9254
- Office: 801-581-8302
- Email: bfrederickson@huntsman.utah.edu

Utah - Jordie Lindley

- Cell: 801-657-8474
- Office: 801-581-8997
- Email: jlindley@huntsman.utah.edu

SOCIAL MEDIA:

#valeroalamobowl

- Twitter.....@valeroalamobowl
- Instagram.....@valeroalamobowl
- Facebook.....@valeroalamobowl
- TexasTwitter.....@TexasFootball
- Utah Twitter.....@Utah_Football
- Texas Hashtag.....#HookEm
- Utah Hashtag.....#GoUtes

What's Inside...

Valero Alamo Bowl Game Notes.....	3
Media Information.....	4
Alamodome.....	8
Alamodome Map.....	9
Texas.....	10
Utah.....	17
ESPN Coverage.....	22
Bowl Recaps.....	23
Bowl Records.....	33

STATS:

- Public Stats Link: [here](http://www.statbroadcast.com/events/view.php?id=288109).
(<http://www.statbroadcast.com/events/view.php?id=288109>)

TV: ESPN

- Play-by-play.....Dave Flemming
(@FlemmingDave)
- Analyst.....Louis Riddick
(@LRiddickESPN)
- Sideline.....Paul Carcaterra
(@paulcarcaterra)
- Online: WatchESPN.com
- Mobile App: WatchESPN

RADIO: ESPN RADIO / 1250 AM Locally

- Play-by-play.....Tom Hart
(@tom_hart)
- Analyst.....Jordan Rodgers
(@JRodgers11)
- Sideline.....Cole Cubelic
(@colecubelic)
- Satellite: ESPN Radio

Credit: The Valero Alamo Bowl Media Guide was designed and edited by Lauren Wyatt. Thank you to the Athletic Communications offices of both schools for their assistance.

GAME NOTES

Utah

No. 11
205.7 (25th)
228.4 (67th)
0.7 (18th)
442.5 (35th)
256.2 (3rd)
34.0 (T-27th)
13.20 (6th)

QUICK RANKS & STATS

CFP RANKING
RUSH YARDS/GAME
PASS YARDS/GAME
TURNOVER MARGIN
TOTAL OFFENSE/GAME
TOTAL DEFENSE/GAME
SCORING OFFENSE
SCORING DEFENSE

Texas

N/A
172.7 (48th)
296.2 (19th)
0.5 (24th)
468.2 (15th)
446.3 (108th)
35.0 (18th)
28.90 (T-74th)



- This is the second time Texas and Utah have faced each other. Texas won 21-12 in a 1982 meeting between the two schools in Austin.
- Texas will be playing in its fourth Valero Alamo Bowl tying Iowa and Oklahoma State for the most all-time appearances.
- Quarterback Colt McCoy led the Longhorns to a 26-24 come-from-behind win in 2006. Texas then played back-to-back in San Antonio 2012 and 2013. The 2012 game was a 31-27 win over #13 Oregon State followed by a 30-7 loss against Marcus Mariota and the #10 Oregon Ducks in head coach Mack Brown's last game as a Longhorn.
- This year's 2019 kickoff is in an unopposed TV window on Tuesday, December 31 at 6:30 p.m. the day after the primetime broadcast of the Capital One Orange Bowl and the night before the Allstate Sugar Bowl.
- Texas' prior three Valero Alamo Bowl appearances averaged 7.4 million viewers which is 26% higher than the game's 5.9 million average viewership since 2005.
- Utah will be making their first appearance in San Antonio, although the Utes were the runners up in the 1998 Men's NCAA Final Four in San Antonio.
- Since the Pac-12 Championship game debuted in 2011, the loser of that game has also lost their bowl game. If the Utes break that eight-game streak this year, they will improve to 5-0 all-time in bowl games in Texas.
- This is the Valero Alamo Bowl's first New Year's Eve game since the first two games in 1993 and 1994.
- Eleven Valero Alamo Bowls since 2005 have been decided in the final minutes of the game including the 2017 and 2018 games that were each decided by two points.
- This is Year #6 of a six-year agreement to match up the #1 team in the Pac-12 against the #1 team in the Big 12 after the CFP selections. The Big 12 holds a 3-2 advantage over the Pac-12 during this time. This partnership has been extended for the 2020 – 2025 seasons.

GAME NOTES

Texas



- In his first two seasons at Texas, head coach Tom Herman led the Longhorns to victories in the Texas and Sugar Bowls. Herman spent his first two years as a head coach at the University of Houston. The Cougars went bowling both years highlighted by a Peach Bowl win to cap off a 13-1 season in 2015.
- Head coach Tom Herman's overall bowl record is 3-0 including two New Year's Six Bowl game wins.
- The Longhorns' offense is led by third-year quarterback, Sam Ehlinger who threw for 3,462 yards and 29 touchdowns, and accounted for 4,052 yards of total offense. The Valero Alamo Bowl record for most touchdowns is 7 (4 passing and 3 rushing) set by Washington quarterback Keith Price in 2011.
- Wide receiver Devin Duvernay staked his claim as one of college football's best receivers with his play in 2019. Duvernay leads the country in receptions per game at 8.6 and total receptions at 103. Kansas State's Tyler Lockett holds the Valero Alamo Bowl's all-time reception record with 13 on January 2, 2015.

Utah



- In Coach Kyle Whittingham's 15th year leading the Utes they finished the regular season as Pac-12 South Champions with an 11-1 record earning him Pac-12 Coach of the Year honors.
- This is the fourth-straight year the Pac-12 Coach of the Year will be on the sidelines for the Valero Alamo Bowl.
- Utah is 7-0 when they score first and 10-0 when they lead at halftime. Both Utah losses were at night.
- A win in the Valero Alamo Bowl would give the Utes their highest win total since 2008 when they went 13-0 and were Sugar Bowl Champions.
- Whittingham boasts the second-best bowl win percentage in NCAA history at 84% with an 11-2 record.
- The Utes are 4-1 in the last five head-to-head meetings against Big 12 opponents including a 30-14 win against West Virginia in the 2017 Heart of Dallas Bowl.
- Senior quarterback Tyler Huntley ranks 2nd in completion percentage at 73.7%, 4th in yards-per-pass attempt with 10.67, and 8th in yards per completion with 14.47. The Valero Alamo Bowl record for completion percentage is 77% set by Washington State's Chad Davis in 1994, the game's last New Year's Eve kickoff.
- Zach Moss has rushed for more than 200 yards twice in his Utah career. Both 200+ totals were on the road: 211 yard vs. UCLA on 10/26/18 and 203 yards vs. Arizona on 11/23/19. The Valero Alamo Bowl has two 200 yard rushers in its 26-year history: Nebraska's Dan Alexander (240 yards vs. Northwestern in 2000) and Baylor's Terrance Ganaway (200 vs. Washington in 2011).
- All-American and Ted Hendricks Award finalist defensive end, Bradlee Anae, has 12.5 sacks this season and 29.5 for his career. Texas' Alex Okafor set the Valero Alamo Bowl all-time sack record with 4.5 in 2012 in the Longhorns win over Oregon State.
- Utah leads FBS in rushing defense (70.3) with opponents averaging just 2.69 yards per carry. The Utes also rank third in total defense (256.2), sixth in FBS in scoring defense (13.2) and 12th in red zone defense (.720).

MEDIA INFORMATION

MEDIA SCHEDULE - DEC. 25-31
***ALL TIMES SUBJECT TO CHANGE**

WEDNESDAY DEC. 25	SATURDAY DEC. 28	SATURDAY DEC. 28 (CONTINUED)	SUNDAY DEC. 29 (CONTINUED)	SUNDAY DEC. 29 (CONTINUED)	MONDAY DEC. 30 (CONTINUED)	TUESDAY DEC. 31
<u>Utah Team Arrival</u> 8:45 P.M. Marriott Riverwalk B-roll of the arrival, one-on-one with Coach Kyle Whittingham, Zach Moss and Josh Penisini	<u>Utah Practice Availability</u> 10:30-10:45 A.M. Trinity University Kyle Whittingham and select players <u>Texas Practice Availability</u> 10:30-10:45 A.M. U of Incarnate Word Tom Herman and select players <u>Texas Presser</u> 2 P.M. Alamodome <ul style="list-style-type: none"> Int, DC Craig Naivar DT Keondre Coburn S Brandon Jones LB Joseph Ossai DE Malcom Roach S Caden Sterns 	<u>Utah Presser</u> 3 P.M. Alamodome <ul style="list-style-type: none"> DC Morgan Scalley DE Bradlee Anae DT Leki Fotu LB Francis Bernard S Terrell Burgess <u>SeaWorld Media Day</u> 4:15 P.M. (Enter through employee entrance off of Military Drive West Gate 4) Select players to interact with dolphins, penguins and ride the roller coasters. SUNDAY DEC. 29 <u>Texas Practice Availability</u> 11:15-11:30 A.M. U of Incarnate Word Tom Herman and select players	<u>Texas Presser</u> 2 P.M. Alamodome <ul style="list-style-type: none"> OC Herb Hand QB Sam Ehlinger RB Keaonty Ingram WR Devin Duvernay WR Colin Johnson C Zach Shackelford <u>Utah Presser</u> 3 P.M. Alamodome <ul style="list-style-type: none"> OC Andy Ludwig QB Tyler Huntley TE Brant Kuithe RB Zach Moss T Darrin Paulo <u>Rudy's Bar-B-Q Pep Rally</u> Arneson River Theatre on the River Walk 4-5 P.M. High school bands perform, followed by the teams' cheerleaders.	5 P.M. School cheerleaders and head coaches will be on stage. Team captains will speak while the other players will be in front of the stage on river cruisers around 5:30 P.M. Limited media seating is available in the back left corner of the theatre. MONDAY DEC. 30 <u>Fill the Bowl Food Drive</u> 9 A.M. - 12 P.M. The VAB will team up with the San Antonio Food Bank for this to help provide meals for area families. <u>Joint Press Conference</u> 11 A.M. Kyle Whittingham - Utah Tom Herman - Texas	<u>PrimeSport Kickoff Luncheon</u> 12 P.M. Stars at Night Ballroom Convention Center This 1,100 person event features head coaches and players from both teams. Media seating for first 20 requests at the Media Center will be provided tickets. Other filled as space allows. Mult-box in back of the room to capture sound. <u>Utah Head Table</u> <ul style="list-style-type: none"> HC Kyle Whittingham OL Darrin Paulo QB Tyler Huntley DE Bradlee Anae DT Leki Fotu P Ben Lennon <u>Texas Head Table</u> <ul style="list-style-type: none"> HC Tom Herman WR Collin Johnson WR Devin Duvernay QB Sam Ehlinger OL Zach Shackelford DE Malcom Roach DB Brandon Jones 	<u>Valero Alamo Bowl</u> 6:30 P.M. Alamodome Press Box opens at 2:30 P.M. EVERYONE MUST ENTER USING THE EAST ENTRANCE <u>Postgame</u> Head coaches and select players have availability. Press Conference room located field level at east 50-yard line. Losing teams at dais first followed by winning team

TIMES SUBJECT TO CHANGE - AN UPDATED VERSION IS AVAILABLE IN THE MOBILE APP AND ON ALAMOBOWL.COM/MEDIA

VALERO ALAMO BOWL TODAY

The Valero Alamo Bowl communications staff will send out its Valero Alamo Bowl Today email to media members on a daily basis from Dec. 26-31. The daily newsletter will include updated schedules, player availability for the day and links to transcripts, audio and photos from the previous day.

Contact Lauren Wyatt (laurenw@alamobowl.com) with any questions on the Valero Alamo Bowl Today newsletter.

CREDENTIAL INSTRUCTIONS

Credentials will not be mailed. They can be picked up at the Media Headquarters located on the field level of the Alamodome during posted hours. If arriving on game day, credentials can be picked up at the east 50-yard line entrance of the Alamodome starting at 2 p.m.

MEDIA HEADQUARTERS

Media headquarters will be located on the east field level of the Alamodome. The Valero Alamo Bowl will provide media hospitality during the day, with evening hospitality in the Marriott Rivercenter in Suite 3529 on floor 35.

All press conferences will be held in the Media Headquarters at the Alamodome. A map can be found on page 5.



MEDIA INFORMATION

Media Portal

<https://www.alamobowl.com/media>

The Valero Alamo Bowl media portal will be your digital home for any pertinent information or updates. The above site is home to any pertinent Bowl news, media schedule and information, quotes and the media library containing photos, videos and transcriptions.

The media library will also house a digital copy of the Media Notes.

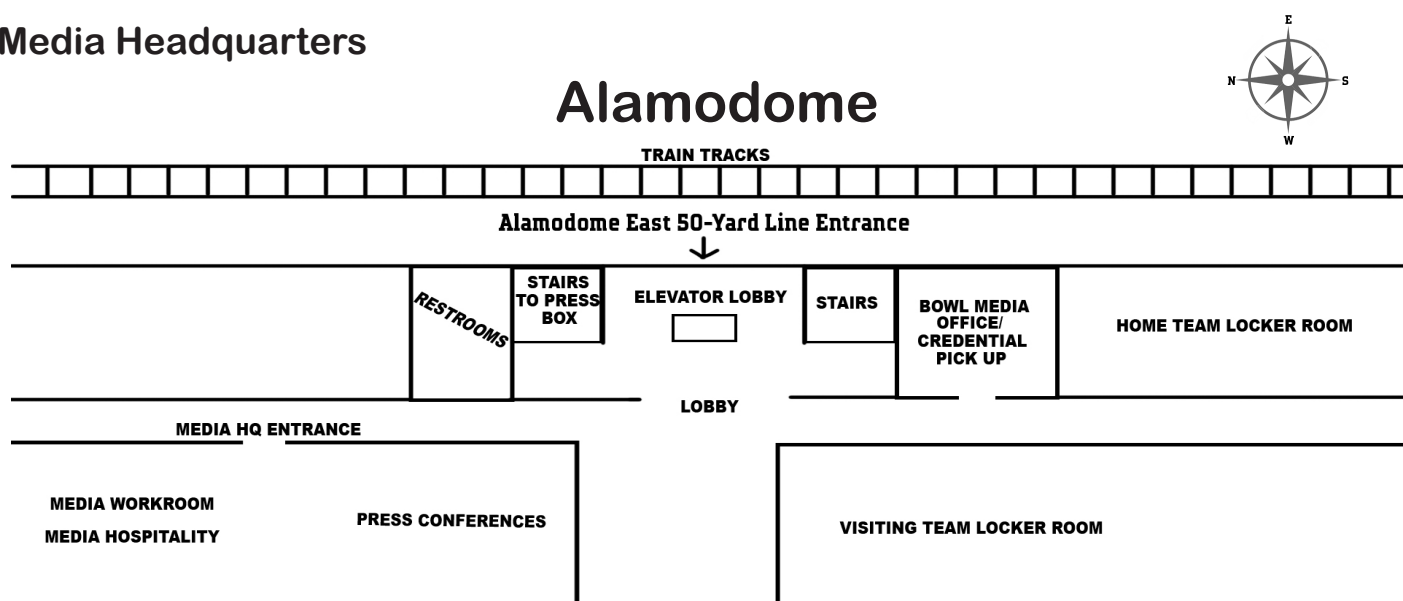
Media Hotel (New location for 2019)

San Antonio Marriott Rivercenter
101 Bowie Street
San Antonio, TX, 78250
Hotel: (210) 223-1000

Room rates for the Valero Alamo Bowl media are \$150 per night plus tax, which includes Internet access in the sleeping rooms, lobby, and restaurants. These rates are only valid from December 25 to January 2. Please note that the media headquarters and press conferences will take place in the Alamodome.

The Marriott Rivercenter has onsite self parking at \$37+tax per night. The adjoining Convention Center parking garage (850 E. Commerce with an entrance at Market at Bowie) has a daily \$11 rate without in/out privileges and probable market pricing on game day.

Media Headquarters



GAME DAY INFORMATION

Game Day Telephones/Internet Access

Complimentary WiFi is available in the press box and Wi-Fi and ethernet is available in the photo workroom.

Frequency Coordination

Any media member with a camera or video camera must register with our frequency coordinator on game day. At the east entrance, you can enter and have your bag tagged and registered. Then you must check-in at the photo workroom, located on the Field Level, where you will receive a photo vest. You will not be allowed onto the field with a camera if you have not registered with the coordinator and aren't wearing a photo vest.

Valero Alamo Bowl Outstanding Players

The Outstanding Offensive and Defensive Players for the Valero Alamo Bowl will be named through online media voting. Visit alamo.statbroadcast.com during the fourth quarter, then click on the link on the right-hand side to place your vote.

Post-Game Field Access

The quickest way to get to the field and locker rooms from the press box is via an internal stairwell that is adjacent to the East elevators. Directional signage will be posted. Media can also access the field and the post-game interview room by taking the Alamodome East elevators outside the press box to level 1, making a left and following directional signage.

Post-Game Interviews

Head coaches and select players will be available to the media following the conclusion of the game. A formal interview room will be clearly marked and located down the hall from the locker rooms. The losing team will be at the dais first followed by winning team. Audio will be piped into press box and shown on stadium videowalls. Quotes will also be provided. Admission to each school's locker room will be granted in accordance with each school's post-game interview policy.

Media Shuttle Information

A media shuttle will go between the Media sign in front of the Convention Center (across from the Marriott Rivercenter) to the Alamodome. During Bowl Week, the shuttle will be available before and after scheduled press conferences. On game day, the shuttle will run from 2 – 5:30 p.m. as well as 2.5 hours post-game. The shuttle can be contacted at (210) 570-7635. Lyft vouchers will also be available upon request.

MEDIA INFORMATION

Team Information

Texas		Utah	
Headquarter Hotel	Hyatt Regency	Headquarter Hotel	Marriott Riverwalk
Practice Site	University of the Incarnate Word	Practice Site	Trinity University
Alamodome Sideline	West	Alamodome Sideline	East/ Press Box
Locker Room	Home	Locker Room	Away
Uniforms	Dark	Uniforms	Light

Directions

San Antonio Airport to Marriott Rivercenter (Media Hotel)

101 Bowie Street • 11 minutes

Take Highway 281 South that will turn into Interstate Highway 37 South heading toward Corpus Christi. Exit at the Commerce Street/The Alamo exit and turn right on Commerce. Continue west on Commerce and turn right at the hotel to enter the self-park garage.

San Antonio Airport to Alamodome

100 Montana St. • 11 minutes

Take Highway 281 South, which will turn into Interstate Highway 37 South heading toward Corpus Christi. Exit at the Cesar Chavez exit and take a left at the turnaround under the bridge and head back north on the Cesar Chavez access road. Turn right into Lot A, the southside entrance of the Alamodome just past the marquee.

Media Hotel to University of Incarnate Word

4301 Broadway • 8 minutes


Take Highway 281 North toward the airport. Exit at the Hildebrand exit (3 miles) and go through the light staying on the frontage road. The holiday entrance to UIW is on the right, just before you enter the highway.

Media Hotel to Trinity University

1 Trinity Place • 8 minutes

Take Highway 281 North toward the airport. Exit St. Mary's/Mulberry. Continue on frontage road to Stadium Drive. Stadium Drive will take you over Highway 281. Enter Trinity University at S. Campus Drive. There is ample parking in front of the Bell Center. The football field is behind the Bell Center.

2019 VALERO ALAMO BOWL



Top 20 All-Time Alamodome Crowds

73,086	George Strait Concert	June 1, 2013
68,257	NCAA Men's Final Four Semifinal Games: Michigan vs. Loyola and Villanova vs. Kansas	March 30, 2018
67,831	NCAA Men's Final Four Championship Game: Michigan vs. Villanova	April 2, 2018
66,835	South Texas Billy Graham Crusade	April 3, 1997
66,166	Valero Alamo Bowl: Penn State vs. Texas A&M	December 29, 2007
65,918	Valero Alamo Bowl: Oregon vs. Texas	December 30, 2013
65,875	Alamo Bowl: Texas vs. Iowa	December 30, 2006
65,562	New Orleans Saints vs. Atlanta Falcons	October 16, 2005
65,380	SYLVANIA Alamo Bowl: Penn State vs. Texas A&M	December 28, 1999
65,280	South Texas Billy Graham Crusade	April 5, 1997
65,277	Valero Alamo Bowl: Texas vs. Oregon State	December 29, 2012
65,265	MasterCard Alamo Bowl: Ohio State vs. Oklahoma State	December 29, 2004
65,256	Valero Alamo Bowl: Washington vs. Baylor	December 29, 2011
65,232	SYLVANIA Alamo Bowl: Texas Tech vs. Iowa	December 29, 2001
65,035	Dr Pepper Big 12 Championship: Nebraska vs. Texas	December 4, 1999
64,824	Dr Pepper Big 12 Championship: Nebraska vs. Texas A&M	December 6, 1997
64,757	Valero Alamo Bowl: Michigan State vs. Texas Tech	January 2, 2010
64,597	Builders Square Alamo Bowl: Michigan vs. Texas A&M	December 28, 1995
64,569	Valero Alamo Bowl: Oregon vs. TCU	January 2, 2016
63,747	New Orleans Saints vs. Detroit Lions	December 24, 2005

QUICK FACTS

Opened: May 1993

Renovated: 2017

Seating Capacity: 65,000

Square Feet: 1,600,000

Surface: AstroTurf (2019)

Valero Alamo Bowls: 27, including 2019

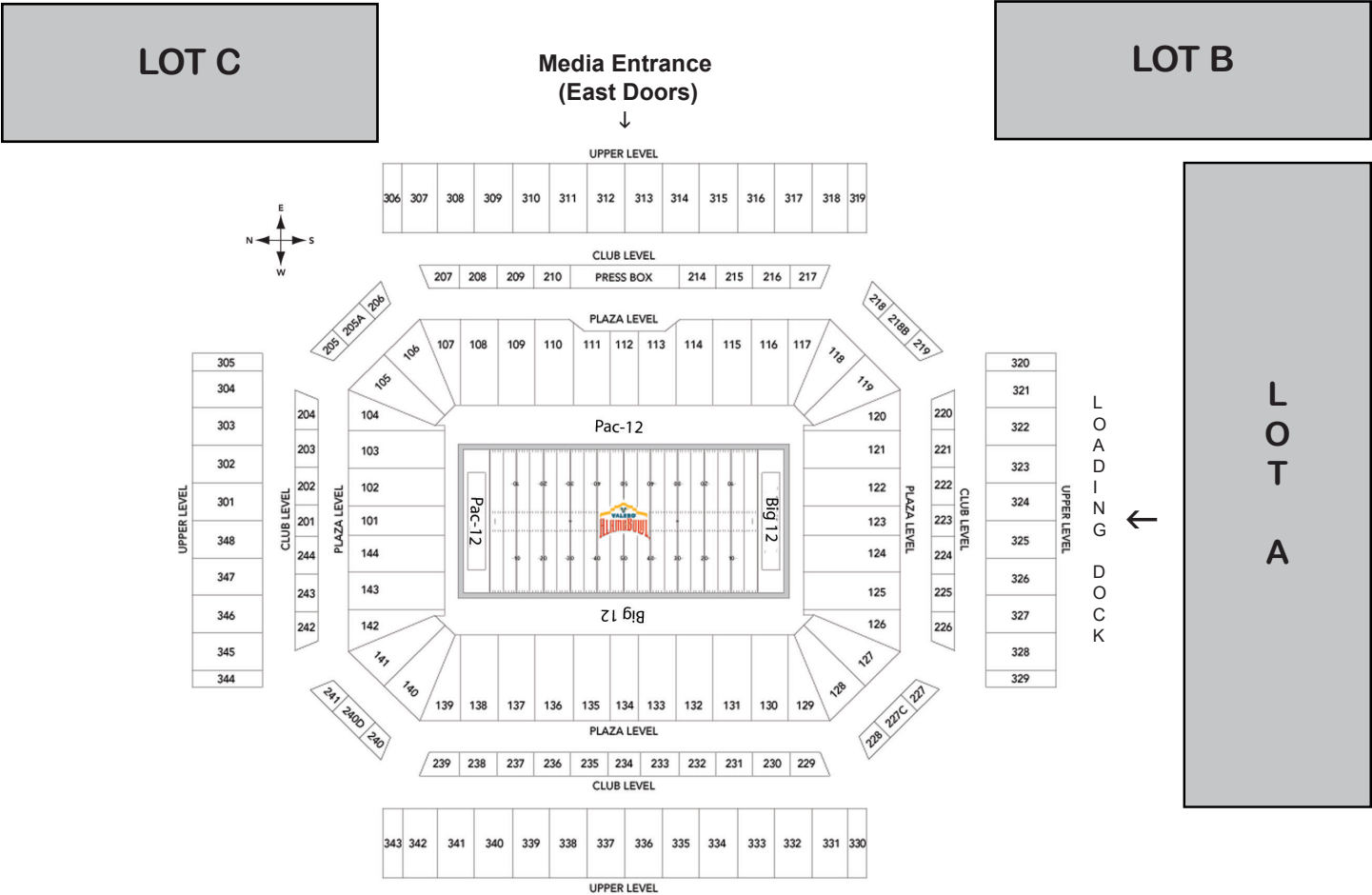
NCAA Final Fours: Six (4 mens, 2 womens)

NFL Games: Six

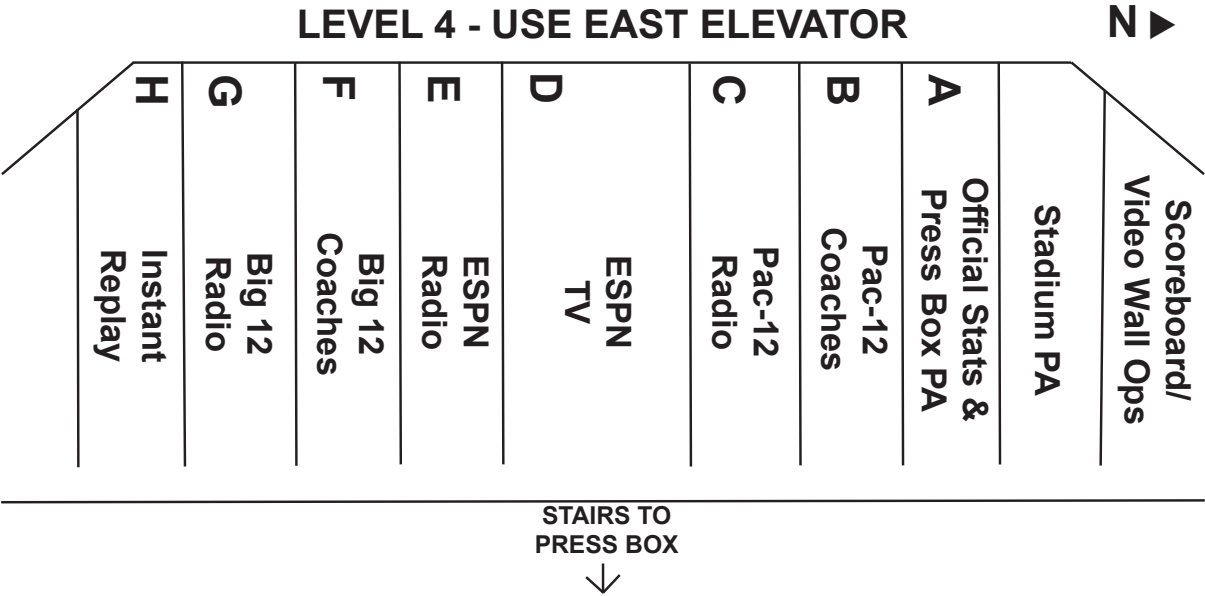
ADDITIONAL

Each year the Alamodome also hosts the UTSA Roadrunner football team. The Dome will also feature the 2021 NCAA Women's Final Four and the 2025 Men's Final Four.

2019 VALERO ALAMO BOWL



ALAMODOME BROADCAST BOOTHS
LEVEL 4 - USE EAST ELEVATOR



Texas Offense

The University of Texas fields one of the nation's most productive offenses in 2019, highlighted by the Longhorns' 35.0 points-per-game average.

Led by junior quarterback Sam Ehlinger, Texas' offense ranks in the top 20 nationally in passing yards per game (296.2), third down conversions (49.1%), scoring average (35.0), total offense per game (468.2) and turnovers lost (13). Ehlinger has thrown for 3,462 yards and 29 touchdowns, and accounted for 4,052 yards of total offense and 35 total touchdowns, in 2019. His 3,462 passing yards are the third most by a quarterback in Texas history, and his 29 passing touchdowns are tied with Colt McCoy for the second-best tally by a Longhorn. The Austin, Texas native is only the third UT player to surpass 4,000 yards of total offense in a season, joining Longhorn Legends Vince Young, who achieved the feat in 2005, and Colt McCoy, who did so in 2008, in that club.

Ehlinger's top target has been senior wide receiver Devin Duvernay, who has caught 103 passes for 1,294 yards and eight touchdowns this season. Duvernay leads the country in receptions and receptions per game, and his 1,294 receiving yards are the fourth-best tally among FBS receivers this year. Duvernay 2019 tallies both rank second in school history, behind only former consensus All-American Jordan Shipley's historic 2009 campaign. Duvernay is one of only two Power Five receivers with more than 90 catches and more than 1,000 receiving yards this year. He has produced seven 100-yard games, tying the Texas record, and is one shy of the FBS lead in that category this season.

The Longhorns have been effective in several stages of the game offensively in 2019, most notably on third downs. Texas has converted 86-of-175 (49.1%) third downs this season, a mark which ranks in the top 10 nationally. UT has gone 6-1 in games where they convert more than 50% of their third downs, and are 1-4 when held under 50%.

Texas has also been one of the nation's elite at holding onto the football. The Longhorns have surrendered only 13 turnovers in 2019, tied with Kansas State for the fewest in the Big 12. UT ranks 16th nationally in that category. Texas is 16-4 in Tom Herman's tenure as head coach when winning the turnover battle.

Tom Herman's team has dialed up the pressure when it counts on offense, with its best showings coming in the fourth quarter this year.



Texas leads the nation with 144 points scored in the fourth quarter. Iowa State is the only other Power Five team to score more than 125 points in the fourth quarter this year.

The Longhorns have put in a number of effective shifts offensively this year, none more so than a win over Kansas. Texas' victory over Kansas marked the first time in UT history that a Longhorn trio had a 390-yard passer (QB Sam Ehlinger, 399 yards), a 100-yard rusher (RB Keaontay Ingram, 101 yards) and a 100-yard receiver (WR Devin Duvernay, 110) in the same game. The Longhorns' trio was one yard shy of being the first 400/100/100 crew in UT history. Further adding to Texas' well-rounded display against Kansas, WR Collin Johnson (8 catches, 96 yards) was four yards shy of breaking the century mark and QB Sam Ehlinger (14 carries, 91 yards) was nine yards shy of his third-career 100-yard game.

Texas Defense

The Texas defense has made plays when it counted this season, and ranks in the top half of the FBS in a number of categories. The Longhorns are a top-50 team defensively on fourth down (.421), blocked kicks (2), passes intercepted (12), rushing defense (139.8) and turnovers gained (19).

The UT defense has gone as its leaders have gone this season. Senior defensive back Brandon Jones, senior defensive lineman Malcolm Roach and sophomore linebacker Joseph Ossai have been the units most present faces throughout 2019.

Jones has been a force for the Texas defense so far in 2019. He has racked up a team-high 86 tackles (7.2 pg), including 4.5 for a loss, broken up four passes, picked off two passes, forced one fumble and recovered one. He is one of six team captains elected by their teammates for the 2019 season, and is also a semifinalist for the Lott IMPACT Trophy and the Jason Witten Collegiate Man of the Year Award in 2019. The senior led a UT defense that held a potent Oklahoma State offense to just three TDs on 14 possessions, forcing field goals on two drives that ended inside the Texas 10-yard line. Against OSU, Jones led a secondary that limited 2018 Biletnikoff Award finalist Tylan Wallace to just five catches for 83 yards. The Horns held Wallace to just two catches for 17 yards in the second half. Wallace had 10 catches for 298 yards and four TDs in his previous two games.

Jones, who had 70 tackles and earned honorable mention All-Big 12 honors a season ago, is the first Longhorn to log at least 70 tackles in consecutive seasons since Steve Edmond did so from 2012-14. He posted a career-high 12 tackles (11 solo) during Texas' 49-24 win over Texas Tech in his last game at Darrell K Royal-Texas Memorial Stadium.

Roach, another of the six team captains elected by their teammates for the 2019 season, has been routinely praised by head coach Tom Herman in recent weeks for his leadership within the locker room. This season, Roach has logged 36 total tackles, 7.5 tackles for loss, two sacks and one quarterback hurry. He also blocked a PAT against Kansas, which was recovered and returned by D'Shawn Jamison for a defensive two-point conversion in the fourth quarter of a 50-48 win. In his final game at Darrell K Royal-Texas Memorial Stadium, Roach racked up four tackles, two tackles for loss and one sack. His two TFLs led the team against Texas Tech. Roach's pressure off the edge kept Texas Tech's rushing attack in check, as the Red Raiders managed just 71 yards on the ground against the Longhorns.

In his best outing of the season, Roach notched five total tackles, four TFLs, and his first sack of the season at TCU. He is the second Longhorn to record four TFLs in a game during Tom Herman's tenure as head coach (4.0 -Gary Johnson vs. USC, 2018).

Ossai, meanwhile, has amassed 81 tackles, including 56 solo stops, and leads the team with nine quarterback hurries this year. He also has notched 7.5 tackles for loss, two sacks, intercepted two passes, forced a fumble and blocked a kick. Ossai has recorded eight-plus tackles on six occasions in his career. The first was an eight-tackle performance in the 2019 Allstate Sugar Bowl vs. No. 5 Georgia last season. He is the sixth Longhorn in the last 20 seasons to record make at least eight tackles on seven-or-more occasions in a season.

Texas also fields a number of other prominent performers in DBs Caden Sterns, Chris Brown and DeMarvion Overshown, as well as DL Keondre Coburn, among others.



Texas Special Teams

Texas' special teams unit has been key to the Longhorns' success throughout the 2019 season.

Sophomore K Cameron Dicker has made 31 of his 42 career field goal attempts. He is 13-for-17 (76%) on field goal tries in 2019. His 18 makes in 2018 were the most by a freshman in UT history. Dicker converted on two field goals, including the game-winning 26-yard try as time expired, to help lift Texas to a 27-24 win over No. 16 Kansas State. It was the Longhorns' second-straight outing at Darrell K Royal-Texas Memorial Stadium that Dicker capped with a game-winning field goal as time-expired. He also did so with a 33-yard effort against Kansas to give the Horns a 50-48 win. Dicker is the only player in Texas history to record two walk-off plays during their career, both of which have come this season. The sophomore's clutch kick against K-State marked his third career game-winning field goal. His first was a 40-yard effort with nine seconds left that gave Texas a 48-45 win over No. 7 Oklahoma in the 2018 AT&T Red River Showdown. Dicker made both of his field goal tries against No. 6 Oklahoma in this year's edition AT&T Red River Showdown. He booted a 57-yard field goal against Rice on Sept. 14.

It was the longest made kick by a Longhorn since Jeff Ward's 57-yarder at Texas A&M on Nov. 28, 1985.

It is also tied for the longest field goal in the FBS this season. Illinois' James McCourt and Penn State's Jordan Stout both also made 57-yard tries on Sept. 14. In the return game, D'Shawn Jamison has already proven that he can break a big one at any time. Earlier this season against Rice, he returned a kickoff 98 yards for a touchdown, the first by a Longhorn since D.J. Monroe in 2012. Jamison previously recorded a 90-yard punt return touchdown at Kansas State on Sept. 29, 2018. He joined Raymond Clayborn, Quan Cosby, Jordan Shipley and Selvin Young as the only Longhorns to return both a punt and kickoff for a touchdown in UT history. The sophomore defensive back also continued to flash his return skills against Kansas on Oct. 19, when he recovered a blocked PAT and returned it 90-plus yards for a defensive two-point conversion.

Texas ranks 10th nationally, and second in the Big 12, with an average return of 25.2 yards on kickoffs this season. Defensively, the Longhorns are stout in the punt game, allowing only 3.6 yards per return – the 14th-best mark in the country in 2019.



Numerical Roster

1 John Burt WR
1 DeGabriel Floyd LB
2 Roschon Johnson QB
2 Kenyatta Watson II DB
3 Jalen Green DB
4 Anthony Cook DB
5 D'Shawn Jamison DB
6 Devin Duvernay WR
6 Juwan Mitchell LB
7 Caden Sterns DB
8 Ryan Bujcevski P
8 Casey Thompson QB
9 Collin Johnson WR
11 Chris Adimora DB
11 Sam Ehlinger QB
13 Brennan Eagles WR
13 Marcus Tillman, Jr. LB
14 Joshua Moore WR
14 Sam Saxton QB
15 Chris Brown DB
15 Marcus Washington WR
16 Ben Ballard QB
16 Jake Smith WR
17 Cameron Dicker K
17 Myles Mass DB
18 Tremayne Prudhomme DB
18 Jared Wiley TE
19 Kartik Akkihal WR
19 Brandon Jones DB
21 Turner Symonds DB
21 Jordan Whittington RB
23 Jeffrey McCulloch LB
23 Jarrett Smith RB
24 Derrian Brown RB
24 Marques Caldwell DB
25 B.J. Foster DB
26 Keaontay Ingram RB
26 Christian Tschauner DB
27 Donovan Duvernay DB
28 Kirk Johnson RB
29 Josh Thompson DB
30 Mason Ramirez DB/RB
31 DeMarvion Overshown DB
32 Malcolm Roach DL
32 Daniel Young RB

33 David Gbenda LB
35 Russell Hine LB
36 Jacoby Jones DL
37 Doak Wilson DB
37 Jaren Watkins RB
38 Kobe Boyce DB
38 Parker Alford WR
39 Montrell Estell DB
40 Ayodele Adeoye LB
41 Hank Coutoumanos DB
42 Marquez Bimage DL
42 Nathan Hatter TE
43 Zach Edwards DS
43 Chris Hannon DL
44 Tyler Owens DB
45 Peter Mpagi DL
45 Chris Naggar K
46 Joseph Ossai LB
47 Luke Brockermeier LB
47 Chandler Kelehan DS
48 Jake Ehlinger LB
49 Ta'Quon Graham DL
50 Byron Vaughns LB
51 Jakob Sell OL
52 Jett Bush LB
52 Samuel Cosmi OL
54 Justin Mader DS
55 D'Andre Christmas-Giles DL
55 Willie Tyler OL
56 Zach Shackelford OL
57 Cort Jaquess LB
61 Ishan Rison OL
63 Troy Torres OL
64 Michael Balis OL
65 Isaiah Hookfin OL
66 Chad Wolf OL
67 Tope Imade OL
68 Derek Kerstetter OL
70 Christian Jones OL
71 J.P. Urquidez OL
72 Tyler Johnson OL
73 Parker Braun OL
74 Rafiti Ghirmai OL
75 Junior Angilau OL
76 Reese Moore OL

77 Javonne Shepherd OL
78 Denzel Okafor OL
79 Matt Frost OL
80 Cade Brewer TE
80 Kai Money WR
81 Reese Leitao TE
83 Al'Vonte Woodard WR
84 Kennedy Lewis WR
85 Malcolm Epps WR
86 Jordan Pouncey WR
87 Austin Hibbetts TE
88 Daniel Carson DL
88 Kai Jarmon WR
89 Brayden Liebrock TE
89 Travis West WR
90 Rob Cummins DL
91 Jamari Chisholm DL
92 Myron Warren DL
93 T'Vondre Sweat DL
94 Gerald Wilbon DL
96 Tristan Bennett DL
97 Patrick Bayouth DL
98 Moro Ojomo DL
99 Keondre Coburn DL



Utah Offense

Utah features a balanced offense that has ranked among the most efficient in all of FBS in 2019, and also boasts big-play ability. The Utes, who rank second in completion percentage (73.2%) and seventh in team passing efficiency (177.79), have logged five games this season with more than 500 yards of total offense, their most since 2005. Utah also has scored 30 or more points in 10 of their 13 games, the most by a Utah team since 2008.

Ranked 10th in FBS in yards per play (6.75), Utah features All-American running back Zack Moss and fellow first-team All-Pac-12 choice Tyler Huntley at quarterback. Moss, who has accumulated the sixth-most rushing yards among active FBS players (4,010), leads the Pac-12 and is the nation's No. 12 rusher at 113.3 yards per game. The Doak Walker and Maxwell Award semifinalist ranks 13th in all-purpose yards (144.4), 12th in rushing touchdowns (15) and 17th in total touchdowns (17). He has broken six Utah Football career records in 2019 and tied one single-season record.

Huntley, a finalist for multiple quarterback awards, ranks sixth in ESPN Total QBR (84.0) and combines pin-point accuracy with the ability to stretch the defense. The senior ranks second in the FBS in completion percentage (73.7%), fourth in yards-per-pass-attempt (10.67), fifth in passing efficiency (181.9) and eighth in yards per completion (14.47). Huntley is tied for the FBS lead with two pass completions of 80 yards or longer, and enters his final game with 7,225 career passing yards, 45 touchdown passes and a 23-9 record as a starting quarterback—the third-most wins in Utah Football history.

Under the guidance of offensive coordinator and quarterbacks coach Andy Ludwig, who had considerable success in a previous stint at Utah (2005-08), the Utes have made terrific use of the tight end position and utilized seven different wide receivers who boast 10 or more receptions. Sophomores Cole Fotheringham and Brant Kuithe often start in a two-tight-end set, and Kuithe has emerged as a threat both through the air and on the ground with nine total touchdowns—six receiving and three rushing. He averages 18.5 yards per reception as the leading receiver on the team (31-572) and 14.6 yards per rush. Senior Demari Simpkins is the leading pass-catcher among wide receivers (30-340, 1 TD), while sophomore Bryan Thompson is the big-play threat with a 26.6-yard average on 17 receptions (452 yards).

A relatively young offensive line gelled in training camp and provided great stability to let the playmakers shine throughout the season. The unit allowed just 1.7 sacks per game and paved the way for a rushing attack that averaged 4.9 yards per carry, 207 yards per game and scored 34 touchdowns on the ground. Together with a stingy defense, the Utah offense contributed to an astounding ranking of No. 2 in the nation in time-of-possession average (34:33). Also key in that ball-control success is a 47.8-percent success rate on third downs, 13th in the nation, to extend drives and keep opposing offenses off the field.



Utah Defense

One of the most consistently dominating defenses in the nation, led by Broyles Award finalist Morgan Scalley, smothered opponents in 2019 and put up numbers not seen in the Pac-12 for more than a decade.

The Utes feature the No. 1 rushing defense in the nation, allowing just 70.3 yards per game on the ground, and allow opponents just 2.7 yards per carry. Ranked third in total defense, the Utes' senior-laden defensive unit has played a key role in establishing the team as one of just three top 25 teams the FBS to rank in the top 10 in the nation in both offensive (10th) and defensive (4th) yards per play.

Five defensive starters earned first-team All-Pac-12 recognition, including senior defensive tackle Leki Fotu, who stuffs the run as well as any interior lineman in the nation. Senior All-America defensive end Bradlee Anae is tied for seventh in the FBS in sacks with 12.5, and enters his final collegiate game tied for the all-time Utah Football record with 29.5 career sacks. That figure put forth by the Ted Hendricks Award finalist ranks fourth among all active FBS players. Fellow senior and second-team All-Pac-12 selection John Penisini pairs with Fotu to clog up the middle and dominate the trenches for the Utes.

Utah, which also ranks third in pass efficiency defense (108.86) and sixth in scoring defense (13.2), has held 10 of its 13 opponents under 70 rushing yards, the most by an FBS team in a season since 2006 (Michigan, 11). The Utes have held six opponents this season to 7 points or fewer and have posted two shutouts.

Linebackers Francis Bernard and Devin Lloyd lead the team in tackles for a defense that has allowed opponents the fewest offensive snaps per game (58.2) and ties for second in the nation with five defensive touchdowns scored. Bernard, a senior, has earned first-team All-Pac-12 honors for his 83 tackles, 7.5 tackles for loss and two interceptions—one of which he returned 58 yards for a touchdown. Sophomore Lloyd, the team's leading tackler with 85 stops, also has a pick-six, taking an interception back 64 yards for a score. Lloyd's exploits don't stop there, as he ranks second on the team in sacks (5.5) and tackles for loss (9.0).

The Utes' secondary features two All-Americans in senior safety Julian Blackmon and junior cornerback Jaylon Johnson. Blackmon's four interceptions lead the team, while his 60 tackles rank fourth and include 1.5 sacks and four tackles for loss.



Johnson shuts down one half of the field and has two interceptions and a team-leading 13 passes defended to go with 36 tackles. Senior safety Terrell Burgess, who ranks third on the team with 75 tackles, will join five teammates at the Senior Bowl with his 6.0 tackles for loss and one interception. Junior nickel back Javelin Guidry joined Burgess in earning honorable mention All-Pac-12, among 10 total players on the defensive side of the ball to receive All-Pac-12 recognition.

Utah Special Teams

The Utes entered the 2019 season with the rare challenge of replacing both a Lou Groza Award-winning kicker and Ray Guy Award-winning punter. Matt Gay and Mitch Wishnowsky were both drafted by NFL teams and are enjoying successful rookie seasons, which opened the door for new talent to follow their path in Salt Lake City. A pair of freshmen stepped in and stabilized both units, providing a strong complement to the Utes' highly ranked offense and defense.

Kicker Jadon Redding has been good on 9 of 12 field goal attempts and perfect on all 55 PAT attempts to account for 82 points on the year. His longest attempt was good from 42 yards. Punter Ben Lennon placed nearly 50-percent of his punts inside opponents' 20-yard line (18 of 37) and registered just one touchback. He had just seven punts returned, for an average of 4.7 yards, and 21 of his 37 punts resulted in fair catches. Two of his punts traveled 50 yards or longer, including a long of 62.

Senior Demari Simpkins has made an impact in the punt return game with an average close to 10 yards per return (9.6). He scored a touchdown on a 66-yard return in the regular-season finale against Colorado, when Utah clinched the Pac-12 South title.

The Utes have returned 25 punts on the season and allowed just seven returns by opponents, yielding just 4.7 yards per return.

New kickoff rules limit the number of returns in the game, but senior wide receiver Derrick Vickers has made the most of his team-leading five returns by compiling an average of 23.6 yards per return. Conversely, the coverage unit has been on point this season, allowing an average of just 19.0 yards per return, and no return longer than 33 yards.



Numerical Roster

1 Tyler Huntley QB	29 Sebastian Macaluso WR	76 London Bartholomew OL
1 Jaylon Johnson DB	29 Nephi Sewell DB	77 Darrin Paulo OL
2 Aaron Lowe DB	30 Keala Santiago DB	78 Sataoa Laumea OL
2 Zack Moss RB	31 JaTravis Broughton DB	80 Brant Kuithe TE
3 Demari Simpkins WR	31 LaCarea Pleasant-Johnson DB	81 Robbie Colenzo WR
4 TJ Green RB	32 Moroni Anae LB	82 Dylan Slavens WR
5 Tareke Lewis DB	33 Ben Lennon P	83 Cameron Gardner WR
5 Jordan Wilmore RB	33 Jared March P	84 Dominique Thompson WR
6 Bradlee Anae DE	34 Micah Bernard RB	85 Hunter Thedford TE
6 Devin Brumfield RB	34 Carson Stokes LB	86 Devaughn Vele WR
7 Devonta'e Henry-Cole RB	35 Maxwell Cotton DB	87 Thomas Yassmin TE
7 Cameron Rising QB	35 Charlie Vincent RB	88 Bapa Falemaka TE
8 Bronson Boyd DB	36 Carson Wheaton LB	89 Cole Fotheringham TE
8 Derrick Vickers WR	38 Stone Azarcon DB	90 Scott Foley DT
9 Trennan Carlson LB	40 Ali'i Niumatalolo TE	91 Blake Kuithe DE
9 Tyrone Young-Smith WR	41 Hauati Pututau DT	92 Maxs Tupai DE
10 R.J. Hubert DB	42 Mika Tafua DE	93 Semisi Lauaki DT
10 Zach Hymas QB	43 Mufi Hill-Hunt DT	93 Keegan Markgraf SN
11 Terrell Perriman WR	44 Soa Rosales TE	94 Jake Mitten DT
12 Drew Lisk QB	44 Taimi Taimi LB	94 Falcon Kaumatule OL
12 Drew Rawls DB	45 Samson Nacua WR	95 Malik Haynes DE
13 Donte Banton WR	46 Miki Suguturaga DE	96 Nels Haltom K/P
13 Francis Bernard LB	47 Steve Moea'i DE	97 Jadon Redding K
14 Josh Nurse DB	48 Noah Rodriguez-Trammell SN	98 Viane Moala DT
14 Carter Robinson QB	49 Pita Tonga DT	99 Leki Fotu DT
15 Malone Mataele DB	50 Fua Pututau DE	Kaleb Lundquist DB
15 Jason Shelley QB	50 Orlando Umana OL	Jordan Anderson DB
16 Blake Archuleta QB	51 Keaton Bills OL	Patton Germann WR
16 Nygel King DB	51 Samu Elisaia LB	Faysal Aden RB
17 Andrew Strauch K	52 John Penisini DT	Alex Saunders K
18 Britain Covey WR	53 Johnny Maea OL	Iverson Taase LB
19 Bryan Thompson WR	54 Hayden Furey LB	
20 Devin Lloyd LB	54 Paul Maile OL	
21 Jayden Clemons DB	55 Nick Ford OL	
21 Solomon Enis WR	55 Andrew Mata'afa LB	
22 Vonte Davis DB	56 Tyler Gonzalez DE	
23 Julian Blackmon DB	57 Eli Morrow DT	
23 Kyrese Rowan WR	64 Marist Talavou OL	
24 Sione Lund LB	65 Paul Toala OL	
25 Jaylen Dixon WR	66 Kyle Lanterman OL	
26 Terrell Burgess DB	69 Simi Moala OL	
27 Alphonso Taylor DB	71 Braeden Daniels OL	
27 Mason Woodward RB	72 Luke Felix-Fualalo OL	
28 Javelin K. Guidry DB	73 Bamidele Olaseni OL	
28 Jason Heller WR	75 Alex Locklear OL	



2019 VALERO ALAMO BOWL

2018 VALERO ALAMO BOWL

#13 Washington State 28, #24 Iowa State 26

Dec. 28, 2018 - 60,675 - ESPN

In yet another Valero Alamo Bowl that came down to the final minutes, #13 Washington State Cougars successfully held off #24 Iowa State Cyclones to secure a two-point victory.

Washington State, quarterbacked by Gardner Minshew II, took control of the first half with a 21-10 lead. A strong Washington State defense held Iowa State scoreless until the 25th minute of the half when Iowa State's true freshman quarterback, Brock Purdy, responded with a 9-yard TD run. Minshew completed his second touchdown pass of the half to wide receiver Dezmon Patmon to increase their lead to 14. In the final seconds of the second quarter, Iowa State kicker, Connor Assalley, cleared the uprights for a 50-yard field goal making it 21-10 at the half.


Iowa State returned for the second half firing on all cylinders, outscoring Washington State 10-0 in the third quarter. David Montgomery's 8-yard run and Assalley's 23-yard field goal closed the gap to one point. The Cyclone defense prevented the Cougars from increasing their lead, forcing three consecutive punts.

After a fourth quarter Iowa State fumble recovered by Washington State linebacker Peyton Pelluer, a 20-yard pass to Davontavean Martin followed by a 10-yard run from Max Borghi resulted in what would eventually be the game winning touchdown. In the final five minutes of the game Iowa State scored on a 74-yard drive bringing the score within two. After a failed two-point conversion, Washington State gained possession and ran out the final minutes on the clock to become the 2018 Valero Alamo Bowl Champions.

The 2018 game marked the second consecutive bowl game the Cyclones played in since the 2011 and 2012 seasons.

Brock Purdy passed for 315 yards and wide receiver Hakeem Butler caught nine passes for 192 yards, just six yards shy of the Alamo Bowl record.

The Cougars 11-2 record marked their winningest season in program history. After throwing for 299 yards and two touchdowns, Minshew became the Pac-12 single season leader in passing yards and completions, broke the bowl record for most pass completions with 35 and was named the Valero Alamo Bowl Offensive MVP.



#13 Washington St.	7	14	0	7	28
#24 Iowa State	0	10	10	6	26

TEAM STATISTICS

	WASH ST	IA ST
First Downs	19	22
Rushes/Yards	17/28	39/200
Passing yards	299	315
Comp-Att-Int	35-49-0	18-27-2
Total Offense	327	515
Total Plays	33	71
Avg. Yards Per Play	9.9	7.25
Possession	30:27	29:33

FINAL RECORD AND RANKINGS

WASHINGTON STATE	IOWA STATE
11-2 record; #10 ranking	8-5 record; unranked

INDIVIDUAL STATISTICS

PASSING

WASH ST. - Minshew 35-49 - 299 - 2 TD

IOWA ST. - Purdy 18-27 - 315 - 2 INT

RUSHING

WASH ST. - Minshew 6 - 16 - 1TD

IOWA ST. - Montgomery 26 - 124 - 1TD

RECEIVING

WASH ST. - Patmon 6 - 76- 1TD

IOWA ST. - Butler 9 - 192

2019 VALERO ALAMO BOWL

2017 VALERO ALAMO BOWL

#15 TCU 39, #13 Stanford 37

Dec. 28, 2017 - 57,653 - ESPN

Since 2005, 10 Valero Alamo Bowls have not been decided until the final minutes. The 2017 Valero Alamo Bowl was no different as #15 TCU held on in the final minutes to win 39-37 against #13 Stanford.

The Horned Frogs now hold the first and second largest comebacks in Valero Alamo Bowl history, overcoming a 21-3 first-half deficit this year against Stanford and a 31-point deficit at halftime against Oregon two years ago in a thrilling triple overtime win.

Stanford controlled the ball in the first half, including a 15-yard run from running back and Heisman finalist Bryce Love in the first quarter and two touchdown passes from quarterback KJ Costello to wide receiver J.J. Arcega-Whiteside to take a 21-3 lead at the half.


TCU stormed back in the second half behind big plays from quarterback Kenny Hill, who won Valero Alamo Bowl offensive MVP honors, and a 76-yard punt return from receiver Desmon White, which broke a Valero Alamo Bowl record.

In the fourth consecutive Top-15 matchup in Valero Alamo Bowl history, TCU receiver Jalen Reagor racked up 169 receiving yards, third-best in Valero Alamo Bowl history, and recorded another Valero Alamo Bowl record 93-yard touchdown catch in the fourth quarter.

Stanford's Bryce Love ran for 145 yards and had a 69-yard touchdown run in the third quarter, while Costello and Arcega-Whiteside connected for a Valero Alamo Bowl record third touchdown pass in the fourth quarter giving Stanford a 37-36 lead with 6:42 on the clock.

TCU's Cole Bunce's 33-yard field goal with just over three minutes left put the Horned Frogs up 39-37 and an interception by safety Innis Gaines with two minutes left secured a TCU victory.

TCU linebacker Travin Howard earned Valero Alamo Bowl defensive MVP honors for the second time in the last three years after tallying four solo and six assisted tackles on the night.



#15 TCU	3	7	13	16	39
#13 Stanford	14	7	10	6	37

TEAM STATISTICS

	TCU	STAN
First Downs	21	17
Rushes/Yards	26/147	34/157
Passing yards	341	212
Comp-Att-Int	28-41-2	15-27-2
Total Offense	488	369
Total Plays	67	61
Avg. Yards Per Play	7.3	6.0
Possession	26:57	33:03

FINAL RECORD AND

TCU	STANFORD
11-3 record; #9 ranking	9-5 record; #20 ranking

INDIVIDUAL STATISTICS

PASSING

TCU - Hill 27-40 - 314 - 2 TD - 2 INT; White 1-1 - 27 - 1 TD

STAN - Costello 15-27 - 212 - 3 TD - 2 INT

RUSHING

TCU - Hill 9-60-1; Hicks 6-40; Olonilua 5-58

STAN - Love 26-145-2

RECEIVING

TCU - Reagor 5-169-1; Hicks 8-25; Olonilua 4-31; White 3-33-1; Hill 1-27-1; Diarse 2-32

STAN - Arcega-Whiteside - 5-61-3; Scarlett 2-85;

2019 VALERO ALAMO BOWL

2016 VALERO ALAMO BOWL

#12 Oklahoma State 38, #10 Colorado 8


Dec. 29, 2016 - 59,815 - ESPN

Oklahoma State's 38-8 victory in the 2016 Valero Alamo Bowl was the third largest margin of victory in Valero Alamo Bowl history. This was also the Cowboys' fourth visit, and second victory, with the Valero Alamo Bowl.

Quarterback Mason Rudolph connected with receiver James Washington nine times for 171 yards and a touchdown.

Rudolph finished his noteworthy Valero Alamo Bowl performance with a 314-yard, three touchdowns-showing against Colorado. Rudolph was the ninth player to pass for 300 yards and the seventh to pass for at least three touchdowns in Bowl history.

Oklahoma State did much of their damage offensively through the air but the ground game was still a factor for the Cowboys as they rushed for 189 yards. Cowboys freshman tailback Justice Hill carried 19 times for 100 yards and a TD, and Chris Carson ran 11 times for 61 yards and scored once.



2015 VALERO ALAMO BOWL


#11 TCU 47, #15 Oregon 41 (3OT)

Jan. 2, 2016 - 64,569 - ESPN

For the second consecutive year, the Valero Alamo Bowl saw a furious second half comeback as TCU scored 31 consecutive points in the second half after a first half in which the Horned Frogs were the victim of a 31-0 Oregon onslaught.

The two teams traded touchdowns in the first overtime period as Kohlhausen found Emanuel Porter for a passing TD and Oregon running back Royce Freeman pounded in his third TD of the game. Neither team would find the end zone in the second OT period as both teams traded field goals to extend the game.

With the element of the extra point eliminated in the third overtime period, the game took on a new dynamic. Kohlhausen ran in another score to give TCU a 47-41 lead, but could not add the two-point conversion. With their backs against the wall, the TCU defense came up big on 4th down as they batted down an Oregon pass to win the game and finish the comeback.



2014 VALERO ALAMO BOWL

#14 UCLA 40, #11 Kansas State 35

Jan. 2, 2015 - 60,517 - ESPN

No. 14 UCLA withstood an incredible second half comeback by No. 11 Kansas State and held on to win 40-35 in the 2014 Valero Alamo Bowl.

Kansas State was unable to recover an onside kick with 1:21 remaining in the game and UCLA kneeled the ball to cool what was a Wildcat scoring explosion in the second half.

Kansas State scored 15 unanswered points in the third quarter to overcome a 31-6 halftime deficit and cut the lead to 31-21 before the Bruins got a field goal from Ka'imi Fairbairn to go up 10. Kansas State executed a 15-play, 91-yard drive capped off by a one-yard TD run by Jake Waters to cut the lead to 34-28.

UCLA responded quickly with a 67-yard TD run by Paul Perkins and after a failed two point conversion, led 40-26. Waters led the Wildcats back down the field and threw a 29-yard TD pass to Tyler Lockett, to end the scoring.



OSU 38, CU 8

OSU	3	14	14	7
CU	0	0	0	8

TEAM STATISTICS

	OSU	CU
First Downs	24	18
Rushes/Yards	41/189	29/62
Passing yards	338	256
Comp-Att-Int	23-33-0	22-38-1
Total Offense	527	318
Total Plays	74	67
Avg. Yards Per Play	7.1	4.8
Possession	32:24	27:36

INDIVIDUAL STATISTICS

PASSING

OSU - Rudolph 22-32 - 314 - 3 TD; Carson 1-1 - 24
CU - Liufau 18-29 - 195; Montez 4-9 - 61 - 0 - 1 INT

RUSHING

OSU - Hill 18-100-1; Carson 11-61-1
CU - Lindsay 14-63; MacIntyre 1-1; Lifau 13-(-2)-1

RECEIVING

OSU - Washington 9-171-1; McClesky 4-50;

FINAL RECORD AND RANKINGS

OKLAHOMA STATE	COLORADO
10-3 record; #11 ranking	10-4 record; #17 ranking

TCU 47, UO 41 (3OT)

TCU	0	0	17	14	7	3
UO	21	10	0	0	7	3

TEAM STATISTICS

	TCU	UO
First Downs	21	27
Rushes/Yards	48-186	47/174
Passing yards	233	371
Comp-Att-Int	20-35-0	30-47-1
Total Offense	419	545
Total Plays	83	94
Avg. Yards Per Play	5.0	5.8
Possession	24:18	35:42

INDIVIDUAL STATISTICS

PASSING

TCU - Kohlhausen 28-45 - 351 - 2 TD - 1 INT
UO - Adams jr. 13-19 - 197 - 1 TD; Lockie 7-15 - 36 INT

RUSHING

TCU - Green 25-101-1; Kohlhausen 11-45-2; turpin 5-16
UO - Freeman 26-130-3; Brooks-james 3-50-1; Griffin 4-41

RECEIVING

TCU - Nixon 9-71; Turpin 5-65; Austin 4-67-1;

FINAL RECORD AND RANKINGS

TCU	OREGON
11-2 record; #7 ranking	9-4 record; #19 ranking

UCLA 40, KSU 35

UCLA	17	14	3	6
KSU	0	6	15	14

TEAM STATISTICS

	UCLA	KSU
First Downs	16	27
Rushes/Yards	39/331	32/31
Passing yards	136	338
Comp-Att-Int	12-24-0	31-49-1
Total Offense	467	369
Total Plays	63	81
Avg. Yards Per Play	7.4	4.6
Possession	24:36	35:24

INDIVIDUAL STATISTICS

PASSING

UCLA - Hundley 12-24 - 136 - 1 TD
KSU - waters 31-48 - 338 - 2 td - 1 INT

RUSHING

UCLA - Perkins 20-194-2; hundley 11-96-2
KSU - waters 15-13-1; jones 9-19; robinson 7-1-1

RECEIVING

UCLA - payton 4-58; lucien 3-29-1; fuller 2-19
KSU - lockett 13-164-2; sexton 10-104; cook 3-26

FINAL RECORD AND RANKINGS

UCLA	KANSAS STATE
10-3 record; #10 ranking	9-4 record; #18 ranking

2019 VALERO ALAMO BOWL

2013 VALERO ALAMO BOWL

#10 Oregon 30, Texas 7


Dec. 30, 2013 - 65,918 - ESPN

No. 10 Oregon's 30-7 win in the 2013 Valero Alamo Bowl spoiled Mack Brown's final game of his hall of fame career at Texas.

Oregon quarterback, Marcus Maiota, ran for 133 yards - a Valero Alamo Bowl record for a quarterback. His 253 passing yards and touchdown pass helped lead the Ducks to their third straight bowl victory.

Oregon senior receiver Josh Huff's 104 receiving yards helped him set the Oregon single-season receiving record with 1,140 yards. His touchdown reception helped Oregon extend its lead just before halftime.

The standing room only crowd of 65,918 was the second-highest attendance in Valero Alamo Bowl history and the game's third-straight sellout. With 7.6 million views, the 2013 game was the 7th most-watched non-BCS game in ESPN history.



2012 VALERO ALAMO BOWL

#23 Texas 31, #13 Oregon State 27

Dec. 29, 2012 - 65,277 - ESPN


No. 23 Texas overcame a 10-point deficit to beat No. 13 Oregon State 31-27 in another sold out Valero Alamo Bowl.

Longhorn quarterback David Ash threw a 15-yard touchdown pass to Johnathan Gray to cut the lead to three and later threw a 36-yard TD pass to Marquise Goodwin to give the Longhorns the win.

Goodwin, later voted offensive MVP, also had a 64-yard touchdown run in second quarter.

Texas defensive end Alex Okafor's 4.5 sack performance set a Valero Alamo Bowl record. The senior pass rusher and defensive MVP for the game also had nine tackles and a forced fumble.

This win was the Longhorns 28th comeback victory under Mack Brown and one of 17 that occurred in the fourth quarter.



2011 VALERO ALAMO BOWL


#12 Baylor 67, Washington 56

Dec. 29, 2011 - 65,256 - ESPN

No. 12 Baylor pulled out a thrilling Valero Alamo Bowl victory in the highest-scoring regulation game in bowl history. The Bears defeated Washington 67-56 on Dec. 29, 2011 at the Alamodome in front of a crowd of 65,256.

Baylor quarterback Robert Griffin III, the first reigning Heisman Trophy winner to appear in the Valero Alamo Bowl, threw for one touchdown and rushed for another. But it was Baylor tailback and offensive MVP, Terrance Ganaway, who led the way with 200 yards and five touchdowns.

The game set various bowl records, including total points in regulation and total offense in a bowl game. Washington took a 56-53 lead with 9:40 to go on a Keith Price 8-yard touchdown run. But the Bears answered with Ganaway's fourth TD of the night to take a lead that Baylor wouldn't relinquish.



UO 30, UT 7

UO	10	10	3	7
UT	7	0	0	0

TEAM STATISTICS

	UO	UT
First Downs	24	16
Rushes/Yards	42/216	31/117
Passing yards	253	194
Comp-Att-Int	18-26-0	12-29-2
Total Offense	469	297
Total Plays	65	71
Avg. Yards Per Play	5.5	4.2
Possession	29:02	30:58

INDIVIDUAL STATISTICS

PASSING

UO - Mariota 18-26 - 253 - 1 TD
UT - McCoy 8-17 - 48 - 0 - 2 INT; Swoopes 1-6 - 8

RUSHING

UO - Mariota 15-133; marshall 13-43; tyner 6-22
UT - Brown 26-130; swoopes 8-38; bergeron 8-21; mccoys 2-(-9)-1

RECEIVING

UO - huff 5-104-1; addison 5-48; Tyner 2-25
UT - Bergeron 2-16; davis 2-12; shipley 1-8

FINAL RECORD AND RANKINGS

OREGON	COLORADO
11-2 record; #9 ranking	9-4 record; unranked

UT 31, OSU 27

UT	3	7	7	14
OSU	10	10	7	0

TEAM STATISTICS

	UT	OSU
First Downs	21	16
Rushes/Yards	42/103	31/117
Passing yards	241	194
Comp-Att-Int	21-34-1	15-29-2
Total Offense	358	297
Total Plays	65	71
Avg. Yards Per Play	5.5	4.2
Possession	29:02	30:58

INDIVIDUAL STATISTICS

PASSING

UT - Ash 21-33 - 241 - 2 TD - 1 INT
OSU - VAZ 15-28 - 194 - 0 - 2 INT

RUSHING

UT - Ash 7-22-1; Gray 7-18; Goodwin 1-64-1
OSU - woods 21-118-2; ward 6-25-1

RECEIVING

UT - Shipley 8-88; goodwin 4-68-1; davis 3-30
OSU - hamlett 5-70; wheaton 3-37; cooks 3-31

FINAL RECORD AND RANKINGS

TEXAS	OREGON STATE
9-4 record; #19 ranking	9-4 record; #20 ranking

BU 67, UW 56

BU	21	3	29	14
UW	7	28	14	7

TEAM STATISTICS

	BU	UW
First Downs	33	26
Rushes/Yards	52/482	37/182
Passing yards	295	438
Comp-Att-Int	24-33-0	23-37-0
Total Offense	777	620
Total Plays	85	74
Avg. Yards Per Play	9.1	8.4
Possession	28:10	34:50

INDIVIDUAL STATISTICS

PASSING

BU - Griffin III 24-33 - 295 - 1 TD
UW - Price 23-37 - 438 - 4 TD

RUSHING

BU - ganaway 21-200-5; salubi 5-101-2; reese 2-101;
Griffin III 11-55-1; Wright 4-28
UW - polk 30-147-1; price 5-39-3

RECEIVING

BU - Wright 7-91-1; William 6-62; Reese 5-66

FINAL RECORD AND RANKINGS

BAYLOR	WASHINGTON
10-3 record; #13 ranking	7-6 record; unranked

2019 VALERO ALAMO BOWL

2010 VALERO ALAMO BOWL

#14 Oklahoma State 36, Arizona 10


Dec. 29, 2010 - 57,595 - ESPN

The No. 14 Oklahoma State Cowboys used a balanced offensive attack to knock off the Arizona Wildcats in the 2010 Valero Alamo Bowl.

Before coming to San Antonio, Oklahoma State wide receiver, Justin Blackmon, had to make a stop in Florida to pick up the Biletnikoff Award as the best receiver in the country. The Biletnikoff winner impressed under the Dome's bright lights as he hauled in nine catches for 117 yards and two touchdowns.

The win netted the Cowboys their 11th victory of the season, the most in program history at the time.

The Cowboy defense held Arizona quarterback Nick Foles in check - intercepting him three times and holding the Wildcat offense to 10 points.



2009 VALERO ALAMO BOWL

Texas Tech 41, Michigan State 31

Jan. 2, 2010 - 64,757 - ESPN

The 2009 Valero Alamo Bowl was one for the ages as Texas Tech interim coach Ruffin McNeil led the Red Raiders to a 41-31 upset over the Michigan State Spartans.

TTU quarterback Taylor Potts completed 29 passes for 372 yards and two TDs in the win. Running back Baron Batch balanced the Red Raider attack by running for 100 yards in addition to two scores.

Future NFL Pro Bowler, Kirk Cousins, struggled as the Spartan leader threw two interceptions in the contest.

The game went back and forth through three quarters before Michigan State took a 31-27 lead early in the 4th. But Steven Sheffield gave the Red Raiders a lead with just over five minutes left in the game, and Baron Batch finished it off with another touchdown later in the quarter.

The win kicked off a four-bowl game win streak for Texas Tech.



2008 VALERO ALAMO BOWL

#23 Missouri 30, #20 Northwestern 23 (OT)

Dec. 29, 2008 - 55,986 - ESPN

The 2008 Valero Alamo Bowl marked the second time in the bowl's history that the game was decided in overtime. After all was said and done, No. 23 Missouri had knocked off No. 20 Northwestern after All-American Jeremy Maclin hauled in a touchdown in overtime.

Earlier in the game, Maclin electrified the crowd with a 75-yard punt return for a touchdown, the second-longest in Alamo Bowl history, late in the first half to tie the game.

Northwestern quarterback CJ Bacher had his best game of the season as his 304 yards were his season-high and his three touchdowns tied his season's best. But the Missouri defense held strong on the last play of overtime as they batted down Bacher's attempt to solidify its first Valero Alamo Bowl victory.



OSU 36, ARIZ 10

OSU	17	6	10	3
ARIZ	7	0	3	0

TEAM STATISTICS

	OSU	ZONA
First Downs	19	15
Rushes/Yards	42/214	30/149
Passing yards	189	137
Comp-Att-Int	17-27-0	15-35-3
Total Offense	403	286
Total Plays	69	65
Avg. Yards Per Play	5.8	4.4
Possession	34:51	25:09

INDIVIDUAL STATISTICS

PASSING

OSU - WEEDEN 25-41 - 240 - 2 TD
ZONA - FOLES 32-50 - 280 - 1 TD - 3 INT

RUSHING

OSU - Hunter 10-32; Smith 5-16-1
ZONA - Grigsby 16-59; Nwoko 11-36

RECEIVING

OSU - Blackmon 9-117-2; cooper 7-53; bowling 3-35
ZONA - Criner 9-47-1; douglas 6-91; morrison 6-66

FINAL RECORD AND RANKINGS

OKLAHOMA STATE	ARIZONA
11-2 record; #13 ranking	7-6 record; unranked

TTU 41, MSU 31

TTU	7	13	7	14
MSU	7	7	14	3

TEAM STATISTICS

	TTU	MSU
First Downs	31	13
Rushes/Yards	31/119	32/148
Passing yards	460	248
Comp-Att-Int	38-54-1	16-30-2
Total Offense	579	396
Total Plays	85	62
Avg. Yards Per Play	6.8	6.4
Possession	31:33	28:27

INDIVIDUAL STATISTICS

PASSING

TTU - Potts 29-43 - 372 - 2 TD - 1 INT; Sheffield 9-11 - 88 - 1 TD
MSU - Cousins 13-27 - 220 - 1 TD - 2 INT; martin 2-2 - 10 - 1 TD

RUSHING

TTU - Batch 22-100-2; Stephens 4-31
MSU - Baker 12-97-1; caper 11-25; nichol 1-7-1

RECEIVING

TTU - lewis 10-114-1; swindall 7-49; batch 6-85;

FINAL RECORD AND RANKINGS

TEXAS TECH	MICHIGAN STATE
8-4 record; #21 ranking	6-7 record, unranked

MU 30, NU 23 (OT)

MU	0	10	10	3
NU	7	3	13	0

TEAM STATISTICS

	MU	NU
First Downs	21	21
Rushes/Yards	30/111	40/72
Passing yards	200	304
Comp-Att-Int	27-44-3	27-43-1
Total Offense	311	376
Total Plays	74	83
Avg. Yards Per Play	4.2	4.5
Possession	24:40	34:20

INDIVIDUAL STATISTICS

PASSING

MU - Daniel 27-44 - 200 - 2 TD - 3 INT
NU - Bacher 27-43 - 304 - 3 TD - 1 INT

RUSHING

MU - Washington 15-44; Daniel 9-29; maclin 4-43
NU - sutton 29-114

RECEIVING

MU - Coffman 7-67; maclin 7-39-1; saunders 6-33; alexander 3-29-1; Jackson 1-15
NU - ward 7-101-1; peterman 7-83-1; lane 5-77-1; sutton 5-29

FINAL RECORD AND RANKINGS

MISSOURI	NORTHWESTERN
9-4 record; #19 ranking	9-4 record; unranked

2019 VALERO ALAMO BOWL

2007 VALERO ALAMO BOWL

Penn State 24, Texas A&M 17

Dec. 29, 2007 - 66,166 - ESPN

A Penn State victory seemed unlikely when Texas A&M took an early 14-0 lead in the 1st quarter of the 2007 Valero Alamo Bowl. But the Nittany Lions, led by Joe Paterno, stormed back to take a 17-14 just before halftime.

In the second half, Penn State's defense held tough as it held Texas A&M to just three points en route to a 24-17 win.

Penn State's Rodney Kinlaw won Offensive MVP honors after running for 143 yards on 21 carries and backup running back Evan Royster finished with 65 on nine carries. The win marked Paterno's 23rd bowl win, extending his NCAA-record over Bobby Bowden.



2006 ALAMO BOWL

#18 Texas 26, Iowa 24


Dec. 30, 2006 - 65,875 - ESPN

The Iowa Hawkeyes 10-point first quarter wasn't enough to hold off the No. 18 Texas Longhorns in the 2006 Alamo Bowl.

Iowa squandered a 4-point halftime lead, marking the first time in Bowl history that the team leading at halftime didn't end up winning.

Current NFL quarterback Colt McCoy, led the Longhorns to a victory as the freshman threw two touchdowns and 308 yards on his way to Offensive MVP honors. Jamaal Charles accounted for 98 yards from scrimmage and a touchdown, a precursor to his 1800+ yard season the following year.

Hawkeye receiver Andy Brodell did his best to keep Iowa in the ballgame by hauling down six receptions for 159 yards. Brodell's two touchdowns tied a Alamo Bowl record that wasn't topped until 2017.



2005 MASTERCARD ALAMO BOWL

Nebraska 32, #20 Michigan 28

Dec. 28, 2005 - 62,016 - ESPN

The 2005 MasterCard Alamo Bowl was one for the ages. The No. 20 Michigan Wolverines nearly pulled off the improbable on the final play of the game.

Down by four with two seconds remaining, Michigan quarterback Chad Henne completed a short pass that started a chain of eight laterals and a near miracle. Coaches and players from both teams made their way onto the field mid-play thinking the game had ended as Michigan's Tyler Ecker caught the eighth lateral and scampered up the sideline toward the end zone. But Nebraska cornerback Titus Brothers chased Ecker down and knocked him out of bounds to secure a wild and wacky 32-28 victory for the Huskers.



PSU 24, TAMU 17

PSU	0	17	7	0
TAMU	14	0	3	0

TEAM STATISTICS

	PSU	TAMU
First Downs	20	13
Rushes/Yards	54/229	23/18
Passing yards	156	160
Comp-Att-Int	15-31-1	19-31-1
Total Offense	389	311
Total Plays	17	62
Avg. Yards Per Play	5.5	2.8
Possession	30:29	29:31

INDIVIDUAL STATISTICS

PASSING

PSU - Morelli 15-31 - 143 - 1 TD - 1 INT
TAMU - McGee 19-31 - 164 - 1 INT

RUSHING

PSU - Kinlaw 21-143; royster 9-65-1; clark 6-50-1
TAMU - Goodson 15-65-2; Lane 10-34; mcGEE 8-41

RECEIVING

PSU - Williams 5-39; Butler 4-59-1; golden 2-32
TAMU - Goodson 7-30; bennett 4-46; Lane 3-33;

FINAL RECORD AND RANKINGS

PSU 9-4 record; unranked
TEXAS A&M 7-6 record; unranked

UT 26, IOWA 24

UT	3	7	10	6
IOWA	14	0	7	3

TEAM STATISTICS

	UT	IOWA
First Downs	17	17
Rushes/Yards	21/70	34/89
Passing yards	308	274
Comp-Att-Int	26-40-0	15-25-1
Total Offense	378	363
Total Plays	75	62
Avg. Yards Per Play	4.7	3.2
Possession	30:37	29:23

INDIVIDUAL STATISTICS

PASSING

UT - McCoy 26-40 - 308 - 2 TD
IOWA - Tate 15-25 - 274 - 2 TD - 1 INT

RUSHING

UT - Young 12-11-1; Charles 4-26; Shipley 1-14
IOWA - Young 13-64-1; Sims 12-26; Tate 5-10

RECEIVING

UT - Finley 8-46; Cosby 7-59; Sneed 3-70-1; Pittman 3-37; Charles 1-72-1
IOWA - Brodell 6-159-2; Douglas 3-40; Chandler

FINAL RECORD AND RANKINGS

TEXAS 10-3 record; #13 ranking
IOWA 6-7 record; unranked

NEB 32, MICH 28

NEB	7	7	3	15
MICH	7	7	7	7

TEAM STATISTICS

	NEB	MICH
First Downs	16	23
Rushes/Yards	37/151	42/130
Passing yards	167	270
Comp-Att-Int	14-31-2	21-43-1
Total Offense	318	400
Total Plays	70	69
Avg. Yards Per Play	4.8	5.6
Possession	35:03	24:57

INDIVIDUAL STATISTICS

PASSING

NEB - Taylor 14-31 - 167 - 3 TD - 2 INT
MICH - Henne 21-43 - 270 - 3 TD - 1 INT

RUSHING

NEB - Ross 28-161-1
MICH - Hart 19-74; Henne 13-38-1; Grady 5-17

RECEIVING

NEB - Nunn 4-91-2; Swift 3-31-1; Hardy 3-27; Ross 3-8
MICH - Avant 8-71; Manningham 3-28-1; Bass

FINAL RECORD AND RANKINGS

NEBRASKA 8-4 record; #24 ranking
MICHIGAN 7-5 record; unranked

2019 VALERO ALAMO BOWL

2004 MASTERCARD ALAMO BOWL

#22 Ohio State 33, Oklahoma State 7

Dec. 29, 2004 - 65,265 - ESPN


With its second-string quarterback Justin Zwick running the show, the Ohio State Buckeyes made winning look easy in the 2004 MasterCard Alamo Bowl, securing a 33-7 win over Oklahoma State.

Zwick, who replaced suspended Troy Smith, threw for 189 yards and a touchdown in the one-sided matchup.

True freshman wide receiver Ted Ginn Jr. put on an offensive show, catching six passes for 78 yards and rushing for another 40 yards and a touchdown in the victory.

Mike Nugent, the senior kicker who won the Lou Groza award that year, had a perfect night nailing four field goals and three PATs.

Ginn earned Offensive MVP honors while Defensive MVP honors went to Buckeye defensive end Simon Fraser.



2003 MASTERCARD ALAMO BOWL

#21 Nebraska 17, Michigan State 3

Dec. 29, 2003 - 56,229 - ESPN


The 2003 MasterCard Alamo Bowl turned out to be a one-sided affair as the Spartans proved no match for the Cornhuskers.

Both defenses allowed no points in the second half, but a strong first performance from Nebraska gave the 9-3 Huskers a 17-3 win.

Husker quarterback Jammal Lord ran for 79 yards, including a career-long 66-yard scamper that set up running back Cory Ross' second score. But it was Lord's arm that surprised his critics as the senior leader threw for a career-best 160 yards and earned Offensive MVP honors.

Michigan State senior quarterback Jeff Smoker was limited to 156 yards passing and his final pass as a Spartan was intercepted by Fabian Washington with 1:08 remaining.

The Blackshirt defense of Nebraska did not disappoint the Husker faithful. Nebraska recorded three interceptions and five sacks, limiting the Spartans to 18 rushing yards and 174 total, more than 200 below its average.



2002 MASTERCARD ALAMO BOWL

Wisconsin 31, #14 Colorado 28

Dec. 28, 2002 - 50,690 - ESPN

The kicking game proved the difference in a back and forth game that needed overtime.

Wisconsin kicker Mike Allen booted a 37-yard field goal in overtime to seal the 31-28 win after Colorado kicker Pat Brougham missed a 45-yard attempt in the Buffaloes' overtime possession.

The victory for Wisconsin capped off a fourth-quarter comeback that saw the Badgers drive 80 yards, convert two fourth downs and find the end zone on a one-yard-run by quarterback Brooks Bollinger, the Offensive MVP, with 51 seconds remaining.



OHIO ST 33, OKST 7

ohio st	13	10	7	3	33
okst	0	0	0	7	7

TEAM STATISTICS

	OSU	OKST
First Downs	19	15
Rushes/Yards	42/214	30/149
Passing yards	189	137
Comp-Att-Int	17-27-0	15-35-1
Total Offense	403	286
Total Plays	69	65
Avg. Yards Per Play	5.8	4.4
Possession	34:51	25:09

INDIVIDUAL STATISTICS

PASSING

OSU - Zwick 17-27 - 189 - 1 TD
OKST - Woods 15-34 - 137 - 1 INT

RUSHING

OSU - Joe 13-57; ross 12-99-1; ginn jr. 8-40-1
OKST - woods 12-72; morency 8-20; elliott 3-39; willis 2-7-1

RECEIVING

OSU - ginn jr. 6-78; holmes 5-47; gonzalez 1-23-1
OKST - Woods 4-40; frazier 3-24; bajema 2-29

FINAL RECORD AND RANKINGS

OHIO STATE	OKLAHOMA STATE
8-4 record; #20 ranking	7-5 record; unranked

NEB 17, MSU 3

NEB	3	14	0	0	17
MSU	3	0	0	0	3

TEAM STATISTICS

	NEB	MSU
First Downs	20	13
Rushes/Yards	54/229	23/18
Passing yards	160	156
Comp-Att-Int	8-17-0	21-39-3
Total Offense	389	174
Total Plays	71	62
Avg. Yards Per Play	5.5	2.8
Possession	30:29	29:31

INDIVIDUAL STATISTICS

PASSING

NEB - Lord 8-17 - 160
MSU - smoker 21-39 - 156 - 3 INT

RUSHING

NEB - Ross 37-138-2; lord 10-79
MSU - dorch 9-31; hayes 6-13

RECEIVING

NEB - fluellen 4-84; pilkington 3-70
MSU - alexander 8-63; brown 4-41; shabaj 4-31

FINAL RECORD AND RANKINGS

NEBRASKA	MICHIGAN STATE
10-3 record; #19 ranking	8-5 record; UNRANKED

WISC 31, CU 28

WISC	7	14	0	7	3	31
CU	14	0	14	0	0	28

TEAM STATISTICS

	WISC	CU
First Downs	21	13
Rushes/Yards	51/193	44/123
Passing yards	163	77
Comp-Att-Int	12-24-1	9-18-3
Total Offense	356	200
Total Plays	75	62
Avg. Yards Per Play	4.7	3.2
Possession	30:37	29:23

INDIVIDUAL STATISTICS

PASSING

WISC - Bollinger 12-24 - 163 - 2 TD - 1 INT
CU - Hodge 6-13 - 62 - 1 TD - 3 INT; colvin 3-5 - 15 - 1 TD

RUSHING

WISC - davis 25-99-1; bollinger 20-82-1; smith 5-15
CU - brown 28-97-1; calhoun 9-16; colvin 3-10

RECEIVING

WISC - williams 5-83-1; charles 5-67-1

FINAL RECORD AND RANKINGS

WISCONSIN	COLORADO
9-5 record; UNRANKED	8-6 record; #20 ranking

2019 VALERO ALAMO BOWL

2001 SYLVANIA ALAMO BOWL

Iowa 19, Texas Tech 16


Dec. 29, 2001 - 65,232 - ESPN

Texas Tech quarterback Kliff Kingsbury was picked off in the end zone by Bob Sanders on the last play of the game to secure a 19-16 Hawkeye victory.

A defensive struggle throughout, both teams relied on special teams. Iowa kicker Nate Kaeding nailed four field goals and TTU kicker Robert Treece connected on two 4th quarter field goals, including a game-tying 37-yarder with 2:05 remaining.

But the Hawkeye offense had one last drive in them as Offensive MVP tailback Aaron Greiving helped march Iowa down the field where Kaeding kicked a game-winning field goal with 44 seconds left on the clock.

The game featured big plays from future coach Kliff Kingsbury, NFL Pro Bowler Wes Welker and 2007 Defensive Player of the Year Bob Sanders.



2000 SYLVANIA ALAMO BOWL


#8 Nebraska 66, #19 Northwestern 17

Dec. 30, 2000 - 60,028 - ESPN

The 2000 SYLVANIA Alamo Bowl was a rout that showcased the nation's best rushing attack in the Nebraska Cornhuskers. Husker running back Dan Alexander set a Bowl record with 240 yards in Nebraska's 66-17 victory.

The Huskers led 7-3 after the 1st quarter, but a Bowl record 31-point 2nd quarter blew the game wide open. The Huskers tacked on 21 more on the Wildcat defense in the 3rd and the rout was on.

Alexander rushed for 240 yards -- the most by any Husker in a bowl game -- and two scores on 21 carries as the nation's best ground game shredded Northwestern's overmatched defense. Crouch, who would win the Heisman the following season, added four scores including two on the ground.



1999 SYLVANIA ALAMO BOWL


#13 Penn State 24, #18 Texas A&M

Dec. 28, 1999 - 65,380 - ESPN

No. 13 Penn State used the spark from its strong defensive squad to defeat No. 18 Texas A&M 24-0 in the 1999 SYLVANIA Alamo Bowl.

The Nittany Lion defense attacked early and often as A&M quarterback Randy McCown had his first two pass attempts intercepted, including a 34-yard return for the first score of the game by Penn State's Derek Fox.

All-American linebacker and Defensive MVP LaVar Arrington led the defensive charge for Penn State with an Alamo Bowl record 14 tackles. The defense led by future NFL veterans Arrington, defensive end Courtney Brown and linebacker Brandon Short pressured McCown into throwing four interceptions. Brown and Arrington were selected with the No. 1 and No. 2 spots in the 2000 NFL Draft respectively.



IOWA 19, TTU 16

IOWA	3	7	3	6	19
TTU	0	3	7	6	16

TEAM STATISTICS

	IOWA	TTU
First Downs	20	20
Rushes/Yards	44/178	20/80
Passing yards	161	206
Comp-Att-Int	19-26-0	29-49-3
Total Offense	339	389
Total Plays	70	69
Avg. Yards Per Play	4.8	5.6
Possession	35:03	24:57

INDIVIDUAL STATISTICS

PASSING

IOWA - McCann 19-26 - 161

TTU - Kingsbury 29-49 - 309 - 1 TD - 3 INT

RUSHING

IOWA - greiving 25-115-1; allen 7-36; mccann 7-26

TTU - kingsbury 9-42; williams 9-30

RECEIVING

IOWA - Hill 6-49; clark 4-30; dodge 4-26; allen 3-38

TTU - peters 8-60; glover 6-77; welker 6-62-1; francis 5-90

FINAL RECORD AND RANKINGS

IOWA	TEXAS TECH
7-5 record; UN-RANKED	7-5 record; UNRANKED

NEB 66, NW 17

NEB	7	31	21	7	66
NW	3	14	0	0	17

TEAM STATISTICS

	NEB	NW
First Downs	28	14
Rushes/Yards	69/476	38/232
Passing yards	160	151
Comp-Att-Int	6-14-1	17-43-1
Total Offense	636	383
Total Plays	83	81
Avg. Yards Per Play	7.6	4.7
Possession	33:37	26:23

INDIVIDUAL STATISTICS

PASSING

NEB - Couch 5-13 - 91 - 2 TD - 1 INT; Newcombe 1-1 - 69 - 1 TD

NW - kustok 15-35 - 138 - 1 TD; danielson 2-8 - 13 - 1 INT

RUSHING

NEB - Alexander 20-240-2; Crouch 15-90-2; Buckhalter 12-55-1; Diedrick 4-28-1

NW - Anderson 18-149-1; Kustok 14-55

RECEIVING

NEB - Davison 3-85-2; Newcombe 1-58-1

FINAL RECORD AND RANKINGS

NEBRASKA	NORTHWESTERN
10-2 record; #8 ranking	8-4 record; UNRANKED

PSU 24, TAMU 0

PSU	7	7	0	10	24
TAMU	0	0	0	0	0

TEAM STATISTICS

	PSU	TAMU
First Downs	17	16
Rushes/Yards	39/175	39/80
Passing yards	146	122
Comp-Att-Int	8-17-1	15-28-4
Total Offense	321	202
Total Plays	56	67
Avg. Yards Per Play	5.7	3.0
Possession	29:23	30:37

INDIVIDUAL STATISTICS

PASSING

PSU - Casey 8-16 - 146 - 1 TD

TAMU - Mccown 13-22 - 105 - 4 INT

RUSHING

PSU - Mccoo 6-43; L Johnson 6-30; Casey 7-27-1; Mitchell 8-26

TAMU - Toombs 19-70; Hardeman 10-41

RECEIVING

PSU - Stewart 2-27; Fields 2-11; Drummond 1-45-1

TAMU - Taylor 6-38; Bumgardner 5-59; Toombs

FINAL RECORD AND RANKINGS

PENN STATE	TEXAS A&M
9-4 record; #11 ranking	9-4 record; #23 ranking

2019 VALERO ALAMO BOWL

1998 BUILDERS SQUARE ALAMO BOWL


Purdue 37, #4 Kansas State 34

Dec. 29, 1998 - 60,780 - ESPN

Drew Brees drove the unranked Purdue Boilermakers 80 yards in 54 seconds on a drive that culminated in a 24-yard touchdown pass to finish off the No. 4 Kansas State Wildcats in the 1998 SYLVANIA Alamo Bowl.

Kansas State, who had hopes of a national championship before losing the Big 12 Championship, scored 21 points in the 4th quarter but it wasn't enough to hold off the future NFL hall of famer.

The upset victory over the Wildcats vaulted Purdue to No. 23 in the final rankings and the loss dropped K-State to 11-2 on the season and a No. 9 ranking. The Wildcats remain the highest ranked team to ever play in the Alamo Bowl.



1997 BUILDERS SQUARE ALAMO BOWL


#16 Purdue 33, #24 Oklahoma State 20

Dec. 30, 1997 - 55,552 - ESPN

The Fifth Builders Square Alamo Bowl had all the makings of a fight to the finish. No. 16 Purdue and No. 24 Oklahoma State shared many similarities, but in the end it was the Purdue Boilermakers, who walked away with the night's top prize, a 33-20 bowl victory.

Purdue quarterback Billy Dicken, the game's Offensive MVP after throwing for a then-bowl record 325 yards, got the Purdue offense on track in the third quarter, leading the Boilermakers on three touchdown drives to break the game open.

The Cowboys added a few scores of their own, but weren't able to keep up with Purdue's scoring pace.



1996 BUILDERS SQUARE ALAMO BOWL

#21 Iowa 27, Texas Tech 0

Dec. 29, 1996 - 55,677 - ESPN

The No.21 Iowa Hawkeyes redeemed their 37-3 loss to California in the inaugural Builders Square Alamo Bowl with a dominating 27-0 victory over Texas Tech in the 1996 Builders Square Alamo Bowl.

Tech's prolific run offense never got off the ground as Doak Walker Award winner Byron Hanspard was held to 64 yards rushing by the Hawkeyes after averaging more than 200 yards a game during the regular season, while Tech quarterback Zebbie Lethridge was sacked five times by the talented Iowa defense.

For his then-bowl record rushing total of 113 yards, Iowa running back Sedrick Shaw earned the Offensive MVP award. Hawkeye Jared DeVries had two sacks and won Defensive MVP honors.



PUR 37, KSU 34

PUR	0	17	10	10	37
KSU	0	7	6	21	34

TEAM STATISTICS

	PUR	KSU
First Downs	19	12
Rushes/Yards	5/24	43/126
Passing yards	230	182
Comp-Att-Int	25-53-3	9-24-4
Total Offense	235	306
Total Plays	49	67
Avg. Yards Per Play	4.8	4.7
Possession	28:58	31:02

INDIVIDUAL STATISTICS

PASSING

PUR - Brees 25-53 - 230 - 3 TD - 3 INT
KSU - Bishop 9-24 - 182 - 3 TD - 3 INT

RUSHING

PUR - crabtree 12-46; breees 10-14
KSU - allen 13-93-1; hickson 7-36; bishop 20-7

RECEIVING

PUR - Jones 11-98-2; daniels 6-47-1; sutherland 3-53
KSU - McDonald 5-124-2; peries 1-52; swift 1-2-1

FINAL RECORD AND RANKINGS

PURDUE	KANSAS STATE
9-4 record; #24 ranking	11-2 record; #9 ranking

PUR 33, OSU 20

PUR	7	3	20	3	33
OSU	3	3	7	7	20

TEAM STATISTICS

	PUR	OSU
First Downs	20	24
Rushes/Yards	28/129	37/162
Passing yards	325	206
Comp-Att-Int	18-36-3	17-35-2
Total Offense	454	368
Total Plays	64	72
Avg. Yards Per Play	7.1	5.1
Possession	25:35	34:25

INDIVIDUAL STATISTICS

PASSING

PUR - Dicken 18-34 - 325 - 2 Td - 3 INT
OSU - Lindsay 9-18 - 111 - 1 TD - 2 INT; Chaloupka 8-17 - 95 - 1 INT

RUSHING

PUR - Dicken 8-43-1; Watson 13-41; Sutherland 2-38-1
OSU - Fobbs 11-82-1; Lindsay 12-61; Simmons 10-11

RECEIVING

PUR - Watson 5-102; Alford 4-61-1; I Jones 3-27; daniels 1-69-1

FINAL RECORD AND RANKINGS

PURDUE	OKLAHOMA STATE
9-3 record; #15 ranking	8-4 record; #24 ranking

IOWA 27, TTU 0

IOWA	6	11	0	10	27
TTU	0	0	0	0	0

TEAM STATISTICS

	IOWA	TTU
First Downs	23	12
Rushes/Yards	52/217	31/61
Passing yards	139	145
Comp-Att-Int	10-17-0	14-32-1
Total Offense	356	206
Total Plays	69	63
Avg. Yards Per Play	5.2	3.3
Possession	34:56	25:04

INDIVIDUAL STATISTICS

PASSING

IOWA - Sherman 9-16 - 126; Driscoll 1-1 - 13
TTU - Lethridge 13-28 - 139 - 1 INT

RUSHING

IOWA - Shaw 20-113-1; sherman 4-24-1; filer 4-41-1; banks 13-30
TTU - hanspard 18-64; lethridge 12-4

RECEIVING

IOWA - dwight 6-105; knipper 1-17
TTU - hart 4-46; mckenzie 3-38; dubuc 3-20

FINAL RECORD AND RANKINGS

IOWA	TEXAS TECH
9-3 record; #18 ranking	7-5 record; unranked

2019 VALERO ALAMO BOWL

1995 BUILDERS SQUARE ALAMO BOWL


#19 Texas A&M 22, #14 Michigan 20

Dec. 28, 1995 - 64,597 - ESPN

Texas A&M's Kyle Bryant, an unlikely hero, kicked a bowl-record five field goals that gave the underdog and 19th-ranked Aggies a victory over No.14 Michigan.

A&M's strong defense held Michigan running back and Heisman candidate Tim Biakabutuka to 94 yards on 24 carries.

As both offenses struggled to get into the end zone, the field goal battle ensued as a combined seven field goals were kicked before another TD. Texas A&M took a 22-13 lead late in the fourth quarter after Bryant connected on a 37-yarder. With just five seconds left in the game, Brian Griese and Amani Toomer hooked up for a 44-yard TD pass that brought the game to a thrilling 22-20 score. But the Aggies recovered the onside kick and escaped the Dome with a victory.



1994 BUILDERS SQUARE ALAMO BOWL

#24 Washington State 10, Baylor 3

Dec. 31, 1994 - 44,106 - ESPN

The second annual Builders Square Alamo Bowl was a defensive battle between the Pac-10's Washington State Cougars and the Southwest Conference's Baylor Bears.

With the nation's second-ranked defense, Washington State stifled the Baylor offense. The Cougars held Baylor, which set a school record with 359 points during the 1994 regular season, to just 151 yards of total offense. The Bears finished the game with the fewest points, fewest first downs and fewest rushing yards of the season. Not to be outdone, Baylor's physical defense also limited Washington State to just seven yards rushing.

Baylor had a chance to tie the game late, but the Cougars intercepted the Bears to seal their fate and hold on to the 10-3 win.



1993 BUILDERS SQUARE ALAMO BOWL


Cal 37, Iowa 0

Dec. 31, 1993 - 45,716 - ESPN

The inaugural Builders Square Alamo Bowl featured the Iowa Hawkeyes of the Big Ten Conference against the Cal Golden Bears of the Pacific-10 Conference.

Cal ran up 445 yards of total offense compared to Iowa's 90, the largest difference in bowl history. Dave Barr, the game's Offensive MVP, completed 21 of 28 passes for 266 yards and fired three touchdown passes as the Bears won their third consecutive bowl game.

The win marked California's 20th victory in 23 games over non-conference opponents from 1989-93.



TAMU 22, MICH 20

TAMU	10	3	3	6
MICH	7	3	3	7

TEAM STATISTICS

	TAMU	MICH
First Downs	17	19
Rushes/Yards	38/130	45/129
Passing yards	136	182
Comp-Att-Int	12-22-0	9-23-1
Total Offense	266	311
Total Plays	67	61
Avg. Yards Per Play	4.0	5.1
Possession	31:07	28:53

INDIVIDUAL STATISTICS

PASSING

TAMU - Pullig 12-22 - 136
MICH - Griese 9-23 - 182 - 2 TD - 1 INT

RUSHING

TAMU - Parker 21-56; Bernard 15-50-1; Hardeman 6-41
MICH - Biakabutuka 24-94; Williams 7-36

RECEIVING

TAMU - Hardeman 3-41; Connell 3-36; Parker 3-23

FINAL RECORD AND RANKINGS

TEXAS A&M	MICHIGAN
9-4 record; #15 ranking	9-4 record; #17 ranking

WSU 10, BU 3

WSU	7	3	0	0
BU	0	0	3	0

TEAM STATISTICS

	WSU	BU
First Downs	14	5
Rushes/Yards	31/7	32/74
Passing yards	286	77
Comp-Att-Int	27-35-0	8-23-2
Total Offense	293	151
Total Plays	66	55
Avg. Yards Per Play	4.4	2.7
Possession	27:58	32:02

INDIVIDUAL STATISTICS

PASSING

WSU - Davis 27-35 - 286
BU - watson 8-22 - 77 - 2 INT; moore 0-1

RUSHING

WSU - s[arls 8-20; hicks 10-12-1
BU - douglas 13-42; lewis 9-34

RECEIVING

WSU - carpenter 5-91; moore 5-38; dumas 5-26; kennedy 4-62
BU - muhammad 2-34; douglas 2-16; bronson 2-15

FINAL RECORD AND RANKINGS

WASHINGTON ST.	BAYLOR
8-4 record; #21 ranking	7-5 record; unranked

CAL 37, IOWA 0

CAL	6	17	7	7
IOWA	0	0	3	0

TEAM STATISTICS

	CAL	IOWA
First Downs	28	5
Rushes/Yards	55/179	21/20
Passing yards	266	70
Comp-Att-Int	21-28-0	6-17-1
Total Offense	445	90
Total Plays	83	38
Avg. Yards Per Play	5.4	2.4
Possession	43:14	16:46

INDIVIDUAL STATISTICS

PASSING

CAL - Barr 21-28 - 266 - 3 TD
IOWA - Burmeister 6-17 - 70 - 1 INT

RUSHING

Cal - chapman 24-89; edwards 6-42; rutherford 10-40
Iowa - kahl 5-27; king 5-19; shaw 4-14

RECEIVING

CAL - caldwell 5-80-1; uwaezuoke 2-55-1; chapman 5-50; holly 3-21; remington 1-12-1

FINAL RECORD AND RANKINGS

CAL	IOWA
9-4 record; #24 ranking	6-6 record; unranked

2019 VALERO ALAMO BOWL

GAME RECORDS - INDIVIDUAL

MOST RUSHING ATTEMPTS

37	Cory Ross, Nebraska (vs. Michigan State)	2003
30	Chris Polk, Washington (vs. Baylor)	2011

MOST YARDS RUSHING

240	Dan Alexander, Nebraska (vs. Northwestern)	2000
200	Terrance Ganaway, Baylor (vs. Washington)	2011

MOST YARDS PER CARRY

16.7	Tony Brooks-James, Oregon (vs. TCU)	Jan. 2016
12.0	Dan Alexander, Nebraska (vs. Northwestern)	2000

MOST RUSHING TOUCHDOWNS

5	Terrance Ganaway, Baylor (vs. Washington)	2011
3	Royce Freeman, Oregon (vs. TCU) and 1 other	Jan. 2016

LONGEST RUN

89	Terrance Ganaway, Baylor (vs. Washington)	2011
78	Tevin Reese, Baylor (vs. Washington)	2011

MOST TOUCHDOWNS (RUSHING & PASSING)

7	Keith Price, Washington (vs. Baylor)	2011*
5	Terrance Ganaway, Baylor (vs. Washington)	2011

MOST PASS ATTEMPTS

53	Drew Brees, Purdue (vs. Kansas State)	1998
50	Nick Foles, Arizona (vs. Oklahoma State)	2010

MOST PASS COMPLETIONS

35	Gardner Minshew II, Washington State (vs. Iowa State)	2018*
32	Nick Foles, Arizona (vs. Oklahoma State)	2010

MOST YARDS PASSING

438	Keith Price, Washington (vs. Baylor)	2011
372	Taylor Potts, Texas Tech (vs. Michigan State)	Jan. 2010

MOST TOUCHDOWN PASSES

4	Keith Price, Washington (vs. Baylor)	2011
3	K.J. Costello, Stanford (vs. TCU) and 6 others	2017

HIGHEST COMPLETION PERCENTAGE

77.1	Chad Davis (27-35), Washington State (vs. Baylor)	1994
75.0	Dave Barr (21-28), California (vs. Iowa)	1993

MOST PASSES INTERCEPTED

4	Randy McCown, Texas A&M (vs. Penn State)	1999
4	Michael Bishop, Kansas State (vs. Purdue)	1998

LONGEST PASS RECEPTION FOR A TOUCHDOWN

93	Jalen Reagor, TCU (vs. Stanford)	2017
88	Darnell McDonald, Kansas State (vs. Purdue)	1998

MOST RECEPTIONS

13	Tyler Lockett, Kansas State (vs. UCLA)	Jan. 2015
11	Isaac Jones, Purdue (vs. Kansas State)	1998

MOST YARDS RECEIVING

198	Jermaine Kearse, Washington (vs. Baylor)	2011
192	Hakeem Butler, Iowa State (vs. Washington State)	2018
171	James Washington, Oklahoma State (vs. Colorado)	2016

MOST RECEIVING TOUCHDOWNS

3	JJ Arcega-Whiteside, Stanford (vs. TCU)	2017
2	Tyler Lockett, Kansas State (vs. UCLA) and 9 others	2015

LONGEST FIELD GOAL

51	Josh Brown, Nebraska (vs. Northwestern)	2000
50	Clinton Greathouse, Texas Tech (vs. Iowa)	2001
50	Dan Bailey, Oklahoma State (vs. Arizona)	2010
50	Connor Assalley, Iowa State (vs. Washington State)	2018

MOST FIELD GOALS

5	Kyle Bryant, Texas A&M (vs. Michigan)	1995*
4	Jaden Oberkrom, TCU (vs. Oregon) and 2 others	Jan. 2016

MOST KICKOFF RETURN YARDS

179	Travis Cobb, Arizona (vs. Oklahoma State)	2010
149	Keshawn Martin, MSU (vs. Texas Tech)	Jan. 2010

LONGEST KICKOFF RETURN

69	Steve Breaston, Michigan (vs. Nebraska)	2005
64	Travis Cobb, Arizona (vs. Oklahoma State)	2010

LONGEST PUNT RETURN

76 (TD)	Desmon White, TCU (vs. Stanford)	2017
75 (TD)	Jeremy Macclin, Missouri (vs. Northwestern)	2008

LONGEST PUNT

67	Justin Brantly, Texas A&M (vs. Penn State)	2007
62	Cole Farden, Oklahoma State (vs. Ohio State)	2004

MOST ALL-PURPOSE YARDS

249	Tyler Lockett, Kansas State (vs. UCLA)	Jan. 2015
240	Dan Alexander, Nebraska (vs. Northwestern)	2000

MOST INTERCEPTIONS

2	Leon Hall, Michigan (vs. Nebraska)	2005
2	3 other players	

LONGEST INTERCEPTION RETURN

91	Don Strickland, Colorado (vs. Wisconsin)	2002
66	Marcus Strong, Washington State (vs. Iowa State)	2018

MOST TACKLES

17	Sean Weatherspoon, Missouri (vs. Northwestern)	2008
15	Elliot Coffey, Baylor (vs. Washington)	2011
15	Sean Parker, Washington (vs. Baylor)	2011
15	Cort Dennison, Washington (vs. Baylor)	2011

MOST SACKS

4.5	Alex Okafor, Texas (vs. Oregon State)	2012
3.5	Chihe Okeafor, Purdue (vs. Kansas State)	1998

*NCAA Bowl Record

2019 VALERO ALAMO BOWL

GAME RECORDS - TEAM

MOST POINTS - GAME

67	Baylor (vs. Washington)	2011
66	Nebraska (vs. Northwestern)	2000
56	Washington (vs. Baylor)	2011

MOST POINTS - HALF

43	Baylor (2nd half vs. Washington)	2011
38	Nebraska (1st half vs. Northwestern)	2000
35	Washington (1st half vs. Baylor)	2011

MOST POINTS - QUARTER

31	Nebraska (2Q vs. Northwestern)	2000
29	Baylor (3Q vs. Washington)	2011
28	Washington (2Q vs. Baylor)	2011

MOST TOUCHDOWNS

9	Baylor (vs. Washington)	2011
9	Nebraska (vs. Northwestern)	2000
8	Washington (vs. Baylor)	2011

MOST FIELD GOALS MADE

5	Texas A&M (vs. Michigan)	1995*
4	TCU (vs. Oregon)	Jan. 2016
4	Iowa (vs. Teas Tech)	2001

MOST YARDS TOTAL OFFENSE

777	Baylor (vs. Washington)	2011
636	Nebraska (vs. Northwestern)	2000
620	Washington (vs. Baylor)	2011

MOST OFFENSIVE PLAYS

94	TCU (vs. Oregon)	Jan. 2016
85	Baylor (vs. Washington)	2011
85	Texas Tech (vs. MSU)	Jan. 2010
85	Michigan (vs. Nebraska)	2005

HIGHEST AVERAGE PER PLAY

9.1	Baylor (vs. Washington)	2011
8.4	Washington (vs. Baylor)	2011

MOST RUSHING ATTEMPTS

69	Nebraska (vs. Northwestern)	2000
55	California (vs. Iowa)	1993

MOST YARDS RUSHING

482	Baylor (vs. Washington)	2011
476	Nebraska (vs. Northwestern)	2000

HIGHEST AVG. PER RUSHING ATTEMPT

9.3	Baylor (vs. Washington)	2011
8.5	UCLA (vs. Kansas State)	Jan. 2015

MOST PASS ATTEMPTS

54	Texas Tech (vs. Michigan State)	Jan. 2010
53	Purdue (vs. Kansas State)	1998

MOST PASS COMPLETIONS

38	Texas Tech (vs. Michigan State)	Jan. 2010
32	Arizona (vs. Oklahoma State)	2010

MOST YARDS PASSING

460	Texas Tech (vs. Michigan State)	Jan. 2010
438	Washington (vs. Baylor)	2011

HIGHEST PASSING PERCENTAGE

77.1	Washington St. (27/35 vs. Baylor)	1994
75.0	California (21/28 vs. Iowa)	1993

MOST FIRST DOWNS - OVERALL

33	Baylor (vs. Washington)	2011
31	Texas Tech (vs. Michigan State)	Jan. 2010

MOST FIRST DOWNS - RUSHING

24	Nebraska (vs. North\western)	2000
18	Baylor (vs. Washington)	2011

MOST FIRST DOWNS - PASSING

20	Texas Tech (vs. Michigan State)	Jan. 2010
17	Kansas State (vs. UCLA)	Jan. 2015

THIRD-DOWN EFFICIENCY

56.3	Washington (9/16 vs. Baylor)	2011
55.0	Purdue (6/11 vs. Oklahoma State)	1997

MOST QB SACKS

10	Texas (vs. Oregon State)	2012
7	UCLA (vs. Kansas State)	Jan. 2015

MOST PUNTING YARDAGE

412	Nebraska (vs. Michigan)	2005
357	Northwestern (vs. Nebraska)	2000

MOST POINTS BY A LOSING TEAM

56	Washington (vs. Baylor)	2011
41	Oregon (vs. TCU)	Jan. 2016

FEWEST POINTS

0	Texas A&M (vs. Penn State)	1999
0	Texas Tech (vs. Iowa)	1996

MOST PENALTIES

15	UCLA (vs. Kansas State)	Jan. 2015
15	Washington St. (vs. Baylor)	1994
14	Kansas State (vs. Purdue)	1998

LONGEST TIME OF POSSESSION

43:14	California (vs. Iowa)	1993
37:31	Arizona (vs. Oklahoma State)	2010

MOST PUNTS

10	NU (vs. Nebraska)	2000
8	Nebraska (vs. Michigan)	2005
8	Iowa (vs. California)	1993

MOST FUMBLES

4	Michigan (vs. Nebraska)	2005
4	Texas A&M (vs. Penn State)	2007
4	Oregon (vs. TCU)	Jan. 2016

MOST FUMBLES LOST

3	Kansas State (vs. Purdue)	1998
3	Wisconsin (vs. Colorado)	2002

GAME RECORDS - BOTH TEAMS

LARGEST MARGIN OF VICTORY

49	Nebraska (66) vs. Northwestern (17)	2000
34	California (37) vs. Iowa (3)	1993
30	Oklahoma State (38) vs. Colorado (8)	2016

SMALLEST MARGIN OF VICTORY

2	TCU (39 vs. Stanford (37)	2017
2	Texas A&M (22) vs. Michigan (20)	1995
2	Texas (26) vs. Iowa (24)	2006
2	Washington St. (28) vs. Iowa St. (26)	2018

MOST FIELD GOALS MADE

7	Iowa (4) vs. Texas Tech (3)	2001*
7	Texas A&M (5) vs. Michigan (2)	1995*

MOST YARDS TOTAL OFFENSE

1,397	Baylor (777) vs. Washington (620)	2011
1,019	Nebraska (636) vs. Northwestern (383)	2000
975	Texas Tech (579) vs. MSU (396)	Jan. 2010

FEWEST YARDS TOTAL OFFENSE

444	Washington St. (293) vs. Baylor (151)	1994
523	PSU (321) vs. Texas A&M (202)	1999
535	California (445) vs. Iowa (90)	1993

MOST COMBINED POINTS

123	Baylor (67) vs. Washington (56)	2011*
88	TCU (47) vs. Oregon (41)	Jan. 2016
83	Nebraska (66) vs. Northwestern (17)	2000

FEWEST COMBINED POINTS

13	Washington St. (10) vs. Baylor (3)	1994
20	Nebraska (17) vs. Michigan State (3)	2003
24	Penn State (24) vs. Texas A&M (0)	1999

MOST COMBINED POINTS - HALF

64	Baylor (43) vs. UW (21) (2nd half)	2011
59	Baylor (24) vs. UW (35) (1st half)	2011
55	Nebraska (38) vs. NU (17) (1st half)	2000

MOST COMBINED POINTS - QUARTER

45	Nebraska (31) vs. NU (14) (2Q)	2000*
43	Baylor (29) vs. UW (14) (3Q)	2011*
31	Purdue (10) vs. Kansas St. (21) 4Q)	1998

MOST FIRST DOWNS

59	Baylor (33) vs. Washington (26)	2011
48	TCU (27) vs. Oregon (21)	Jan. 2016
44	Texas Tech (31) vs. MSU (13)	Jan. 2010
44	Purdue (20) vs. Oklahoma St. (24)	1997

FEWEST FIRST DOWNS

19	Washington St. (14) vs. Baylor (5)	1994
31	Purdue (19) vs. Kansas State (12)	1998
32	Nebraska (28) vs. Northwestern (14)	2000

*NCAA Bowl Record

2019 VALERO ALAMO BOWL

MOST VALUABLE PLAYERS

<u>Year</u>	<u>Offense</u>	<u>Defense</u>
2018	Gardner Minshew II, QB, Washington State	Peyton Pelluer, LB, Washington State
2017	Kenny Hill, QB, TCU	Travin Howard, LB, TCU
2016	James Washington, WR, OSU	Vincent Taylor, DT, OSU
Jan. 2016	Bram Kohlhausen, QB, TCU	Travin Howard, LB, TCU
Jan. 2015	Paul Perkins, RB, UCLA	Eric Kendricks, LB, UCLA
2013	Marcus Mariota, QB, Oregon	Avery Patterson, DB, Oregon
2012	Marquise Goodwin, WR, Texas	Alex Okafor, DE, Texas
2011	Terrance Ganaway, RB, Baylor	Elliot Coffey, LB, Baylor
2010	Justin Blackmon, WR, Oklahoma State	Markelle Martin, DB, Oklahoma State
Jan. 2010	Taylor Potts, QB, Texas Tech	Jamar Wall, DB, Texas Tech
2008	Jeremy Maclin, WR, Missouri	Sean Weatherspoon, LB, Missouri
2007	Rodney Kinlaw, RB, Penn State	Sean Lee, LB, Penn State
2006	Colt McCoy, QB, Texas	Aaron Ross, DB, Texas
2005	Cory Ross, RB, Nebraska	Leon Hall, DB, Michigan
2004	Ted Ginn Jr., WR, Ohio State	Simon Fraser, DL, Ohio State
2003	Jammal Lord, QB, Nebraska	Trevor Johnson, DL, Nebraska
2002	Brooks Bollinger, QB, Wisconsin	Jeff Mack, LB, Wisconsin
2001	Aaron Greiving, RB, Iowa	Derrick Pickens, DL, Iowa
2000	Dan Alexander, RB, Nebraska	Kyle Vanden Bosch, DL, Nebraska
1999	Rashard Casey, QB, Penn State	Lavar Arrington, LB, Penn State
1998	Drew Brees, QB, Purdue	Rosevelt Colvin, DL, Purdue
1997	Billy Dicken, QB, Purdue	Adrian Beasley, DB, Purdue
1996	Sedrick Shaw, RB, Iowa	Jared Devries, DL, Iowa
1995	Kyle Bryant, PK, Texas A&M	Keith Mitchell, LB, Texas A&M
1994	Chad Davis, QB, Washington State	Ron Childs, LB, Washington State
1993	Dave Barr, QB, California	Jerrott Willard, LB, California

Fred Jacoby Sportsmanship Award

2018	Marcel Spears, Jr., LB, Iowa State
2017	Harrison Phillips, DL, Stanford
2016	Sean Irwin, TE, Colorado
Jan. 2016	Rodney Hardrick, LB, Oregon
Jan. 2015	Tyler Lockett, WR, Kansas State
2013	Carrington Byndom, DB, Texas
2012	Storm Woods, RB, Oregon State
2011	Senio Kelemete, OL, Washington
2010	David Douglas, WR, Arizona
Jan. 2010	Ross Weaver, DB, Michigan State
2008	Rasheed Ward, WR, Texas Tech
2007	Mark Dodge, LB, Texas A&M
2006	Mike Elgin, OL, Iowa
2005	Steve Breaston, WR, Michigan
2004	Donovan Woods, QB, Oklahoma State
2003	Joe Tate, OL, Michigan State
2002	Zac Colvin, QB, Colorado
2001	Anton Paige, WR, Texas Tech
2000	Zak Kustok, QB, Northwestern
1999	Jason Webster, DB, Texas A&M
1998	Jarrod Cooper, DB, Kansas State
1997	Kevin Williams, DB, Oklahoma State
1996	Shane Dunn, OL, Texas Tech
1995	Jarret Irons, LB, Michigan
1994	Adrian Robinson, DB, Baylor
1993	Larry Blue, DL, Iowa



Gardner Minshew II, 2018

2019 VALERO ALAMO BOWL

GAME HISTORY

Date	Day	Schools/ Score	Attendance	Payout*
Dec. 31, 2019	Tuesday	#11 Utah vs. Texas		\$8.8
Dec. 28, 2018	Friday	#13 Washington State 28, #24 Iowa State 26	60,675	\$8.14
Dec. 28, 2017	Thursday	#15 TCU 39, #13 Stanford 37	57,653	\$8.10
Dec. 29, 2016	Thursday	#12 Oklahoma State 38, #10 Colorado 8	59,815	\$8.01
Jan. 2, 2016	Saturday	#11 TCU 47, #15 Oregon 41 (3OT)	64,569	\$7.58
Jan. 2, 2015	Friday	#14 UCLA 40, #11 Kansas State 35	65,918	\$7.10
Dec. 30, 2013	Monday	#10 Oregon 30, Texas 7	65,918	\$6.25
Dec. 29, 2012	Saturday	#23 Texas 31, #13 Oregon State 27	65,277	\$6.20
Dec. 29, 2011	Thursday	#12 Baylor 67, Washington 56	65,256	\$6.10
Dec. 29, 2010	Wednesday	#14 Oklahoma State 36, Arizona 10	57,593	\$6.00
Jan. 2, 2010	Saturday	Texas Tech 41, Michigan State 31	64,757	\$4.45
Dec. 29, 2008	Monday	#23 Missouri 30, #20 Northwestern 23	55,986	\$3.85
Dec. 29, 2007	Saturday	Penn State 24, Texas A&M 17	66,166	\$3.85
Dec. 30, 2006	Saturday	#18 Texas 26, Iowa 24	65,875	\$4.45
Dec. 28, 2005	Wednesday	Nebraska 32, #20 Michigan 28	62,016	\$3.30
Dec. 29, 2004	Wednesday	#22 Ohio State 33, Oklahoma State 7	65,265	\$3.49
Dec. 29, 2003	Monday	#21 Nebraska 17, Michigan St. 3	56,229	\$2.86
Dec. 28, 2002	Saturday	#14 Wisconsin 31, Colorado 28	50,690	\$2.41
Dec. 29, 2001	Saturday	Iowa 19, Texas Tech 16	65,232	\$3.11
Dec. 30, 2000	Saturday	#8 Nebraska 66, #19 Northwestern 17	60,028	\$2.86
Dec. 28, 1999	Tuesday	#13 Penn State 24, #18 Texas A&M 0	65,380	\$2.96
Dec. 29, 1998	Tuesday	Purdue 37, #4 Kansas State 34	60,780	\$2.48
Dec. 30, 1997	Tuesday	#16 Purdue 33, #24 Oklahoma State 20	55,552	\$2.28
Dec. 29, 1996	Sunday	#21 Iowa 27, Texas Tech 0	55,677	\$2.26
Dec. 28, 1995	Thursday	#19 Texas A&M 22, #14 Michigan 20	64,597	\$2.55
Dec. 31, 1994	Saturday	#24 Washington State 10, Baylor 3	44,106	\$1.50
Dec. 31, 1993	Friday	California 37, Iowa 3	45,716	\$1.44

*in Millions

Valero Alamo Bowl Attendance Records

Year	Schools	Attendance
2007	Penn State 24, Texas A&M 17	66,166
2013	#10 Oregon 30, Texas 7	65,918
2006	#18 Texas 26, Iowa 24	65,875
1999	#13 Penn State 24, #18 Texas A&M 0	65,380
2012	#23 Texas 31, #13 Oregon State 27	65,277
2004	#22 Ohio State 33, Oklahoma State 7	65,265
2011	#12 Baylor 67, Washington 56	65,256
2001	Iowa 19, Texas Tech 16	65,232
2010	Texas Tech 41, Michigan State 31	64,757
1995	#19 Texas A&M 22, #14 Michigan 20	64,597
2016	#11 TCU 47, #15 Oregon 41 (3OT)	64,569
2005	Nebraska 32, #20 Michigan 28	62,016
1998	Purdue 37, #4 Kansas State 34	60,780
2018	#13 Washington St. 28, #24 Iowa St. 24	60,675
2015	#14 UCLA 40, #11 Kansas State 35	60,517
2000	#8 Nebraska 66, #19 Northwestern 17	60,028
2016	#12 Oklahoma State 38, #10 Colorado 8	59,815
2017	#15 TCU 39, #13 Stanford 37	57,653
2010	#14 Oklahoma State 36, Arizona 10	57,593
2003	#21 Nebraska 17, Michigan St. 3	56,229
2008	#23 Missouri 30, #20 Northwestern 23	55,986
1996	#21 Iowa 27, Texas Tech 0	55,677
1997	#16 Purdue 33, #24 Oklahoma State 20	55,552
2002	#14 Wisconsin 31, Colorado 28	50,690
1993	California 37, Iowa 3	45,716
1994	#24 Washington State 10, Baylor 3	44,106

Top-10 Valero Alamo Bowl TV Viewership*

Year	Schools	Viewers
Jan. 2010	Michigan State vs. Texas Tech	8.9
2006	Iowa vs. #18 Texas	8.8
2011	Washington vs. #12 Baylor	8.1
2005	#20 Michigan vs. Nebraska	7.8
2013	#10 Oregon vs. Texas	7.6
2012	#23 Texas vs. #13 Oregon State	7.5
Jan. 2016	#15 Oregon vs. #11 TCU	7.4
2008	#20 Northwestern vs. #23 Missouri	7.1
1995	#19 Texas A&M vs. #14 Michigan	6.8
1999	#18 Texas A&M vs. #13 Penn State	6.4

*in Millions



Texas Tech, Jan. 2010