

TEXAS

2019 FOOTBALL GAME NOTES

SCHEDULE

OVERALL 7-5
HOME 5-1 | **AWAY** 2-3 | **NEUTRAL** 0-1

BIG 12 5-4
HOME 4-0 | **AWAY** 1-3 | **NEUTRAL** 0-1

LOUISIANA TECH W, 45-14
 AUG. 31 • AUSTIN, TEXAS

#6 LSU L, 38-45
 SEPT. 7 • AUSTIN, TEXAS

AT RICE W, 48-13
 SEPT. 14 • HOUSTON, TEXAS (NRG STADIUM)

RV OKLA. STATE* W, 36-30
 SEPT. 21 • AUSTIN, TEXAS

AT WEST VIRGINIA* W, 42-31
 OCT. 5 • MORGANTOWN, W.V.

vs #6 OKLAHOMA* L, 27-34
 OCT. 12 • DALLAS, TEXAS (COTTON BOWL)

KANSAS* W, 50-48
 OCT. 19 • AUSTIN, TEXAS

AT TCU* L, 27-37
 OCT. 26 • FORT WORTH, TEXAS

#16 KANSAS STATE* W, 27-24
 NOV. 9 • AUSTIN, TEXAS

AT RV IOWA STATE* L, 21-23
 NOV. 16 • AMES, IOWA

AT #13 BAYLOR* L, 10-24
 NOV. 23 • WACO, TEXAS

TEXAS TECH* W, 49-24
 NOV. 29 • AUSTIN, TEXAS

vs #11 UTAH
 DEC. 31 • SAN ANTONIO, TEXAS

WHAT'S INSIDE

Game Information/Coverage.....	1
Media Information/Schedule	2
Game Notes.....	3-19
Tom Herman/Coaching Staff.....	20-21
Rosters & Pronunciations	22-23
2019 Statistics	24-38
2019 Participation.....	39-40
Individual Career Highs.....	41-42
2019 Season Box Scores.....	43-55
Last Time vs. Opponent.....	56
Player Bios	57-98
Coaching Staff.....	99-106
Record Book	107-204
History & Honors.....	205-233



UTAH UTES

2019 Record	11-2 (8-1 Pac-12)
Ranking (CFP/AP/Coaches)	11/12/10
Head Coach	Kyle Whittingham
Career Record	121-63 (15th)
Record at Utah	Same
Location	Salt Lake City, Utah
Founded	1850
Enrollment	32,852
Colors	Red and White



TEXAS LONGHORNS

2019 Record	7-5 (5-4 Big 12)
Ranking (CFP/AP/Coaches)	NR/NR/NR
Head Coach	Tom Herman
Career Record	46-19 (5th)
Record at Texas	24-15 (3rd)
Location	Austin, Texas
Founded	1883
Enrollment	51,832
Colors	Burnt Orange and White

GAMEDAY INFORMATION

KICKOFF	Tuesday, Dec. 31, 2019, 6:30 p.m. CT	LOCAL RADIO	Longhorn IMG Radio Network
LOCATION	San Antonio, Texas	Craig Way (PxP), Roger Wallace (analyst), Quan Cosby (sideline)
STADIUM	Alamodome (65,000)	SPANISH RADIO	Longhorn IMG Radio Network
TELEVISION	ESPN	Dr. Rubén Pizarro-Silva (PxP), Jesus Mendoza (analyst)
.....	Dave Flemming (PxP), Louis Riddick (Analyst)	NATIONAL RADIO	ESPN Radio
.....	Paul Carcaterra (Reporter)	Tom Hart (PxP), Jordan Rogers (Analyst), Taylor Davis (Reporter)

THE OPENING KICKOFF

- The University of Texas will make its 56th all-time bowl appearance, and fourth appearance in the Valero Alamo Bowl, when it faces off against No. 11 Utah on Tuesday, Dec. 31, at the Alamodome in San Antonio, Texas.
- The Longhorns enter the Alamo Bowl with a 7-5 record and a 5-4 mark in Big 12 play this season. Texas closed out its regular season with a 49-24 victory at Darrell K Royal-Texas Memorial Stadium on Nov. 29.
- Eleventh-ranked Utah enters the Alamo Bowl with an 11-2 record in 2019. The Utes went 8-1 in Pac-12 play and made an appearance in the conference championship game, where they were bested by now-No. 6 Oregon, 37-15.
- Texas will be playing a current member of the Pac-12 Conference for the 11th time in a bowl game this year. The Longhorns are 6-4 against the Pac-12 in bowl games and 1-1 in the Alamo Bowl. Texas is 2-1 all-time in the Alamo Bowl.
- The 2019 Valero Alamo Bowl marks Texas' third-straight bowl game appearance under head coach Tom Herman. The Longhorns are 2-0 in bowl games under Herman, winning the 2017 Texas Bowl (33-17 vs. Missouri) and the 2019 Allstate Sugar Bowl (28-21 vs. No. 5 Georgia).
- The game will broadcast on ESPN, with Dave Flemming (PxP), Louis Riddick (analyst) and Paul Carcaterra (reporter) on the call.
- ESPN Radio will have the national call with Tom Hart (PxP), Jordan Rogers (analyst) and Taylor Davis (reporter) on duty.
- The Longhorn IMG Radio Network broadcast with Craig Way (play-by-play), Roger Wallace (analyst) and Quan Cosby (sideline) can be heard on Sirius channel 81, XM channel 81, and app channel 81 in addition to the local affiliates listed on page two.
- The Longhorns' spanish-language broadcast, Cadena Deportiva, can be heard in Austin and Dallas, or online at TexasSports.com. Dr. Rubén Pizarro-Silva (play-by-play) and Jesus Mendoza (analyst) are on the call.
- Longhorn Network will broadcast Texas GameDay beginning at 4:30 p.m. CT on gameday. The two-hour pregame show will feature interviews, stories and analysis surrounding Saturday's game. After the game, LHN broadcasts Texas GameDay Final, with postgame interviews, analysis and highlights.

MEDIA INFORMATION

FOOTBALL MEDIA RELATIONS

Sr. Assoc. Athletics Director John Bianco
john.bianco@athletics.utexas.edu
Associate Director Thomas Stepp
thomas.stepp@athletics.utexas.edu
Assistant Director John Langham
john.langham@athletics.utexas.edu

SOCIAL MEDIA

WEBSITETexasSports.com
TWITTER@TexasFootball
INSTAGRAM@TexasFootball

Up-to-date information on the football team is available on the football page at www.TexasSports.com. Quotes from news conferences, releases, feature stories and game notes will be available. You can also follow on Twitter and Instagram for the most updated content and information.

WEEKLY NEWS CONFERENCE

A weekly news conference with head coach Tom Herman is held at 12 p.m. Central Monday on the ninth floor of Bellmont Hall (west side of Darrell K Royal-Texas Memorial Stadium). Longhorn Network airs it live and it is also streamed live on TexasSports.com.

BIG 12 CONFERENCE CALL

Head coach Tom Herman participates in the Big 12 Conference's weekly coaches conference call each Monday from 11:30-11:40 a.m. CT. Contact Big 12 director of media services Joni Lehmann at (469) 524-1000 or joni@Big12sports.com for the access number.

MEDIA AVAILABILITY

Practices are closed to the public and media. There will be media availabilities on Tuesday during the day as well as post-practice on Wednesday and Thursday. Interview inquiries should be sent to Sr. Associate AD for Media Relations John Bianco (john.bianco@athletics.utexas.edu).

POSTGAME

The Texas locker room is closed. Postgame interviews at home will be conducted in the Moncrief Athletics Complex. Interviews on the road will be conducted at a designated area. **NO INTERVIEWS ARE TO BE CONDUCTED ON THE FIELD FOLLOWING THE GAME.** After a 10-minute cooling off period, players and coaches will be escorted to the interview area. Failure to abide by this rule will result in termination of credential.

CREDENTIALS

Requests may be submitted at utcredentials.com.

LONGHORN IMG RADIO NETWORK

For complete coverage of Texas Longhorns football, tune into the Longhorn IMG Radio Network. Craig Way (play-by-play), Roger Wallace (color) and Quan Cosby (sideline) call the action. Longhorn Weekly, Tom Herman's one-hour radio show, airs Thursdays on the radio network.

Abilene	KKHR	106.3
Alpine	KVLF	1240
Amarillo	KGNC	710
Austin	KTXC*	104.9
Austin	K287FG	105.3
Austin	KLGO	1260
Austin	K253AM	98.5
Austin	KOKE	99.3
Big Spring	KBST	1490
Breckenridge	KROO	1430
Carthage	KGAS	104.3
Carthage	KGAS	1590
Corpus Christi	KEYS	1440
Crockett	KIVY	92.7
Dallas	KRLD	1080
Del Rio	KWMC	1490
El Paso	KROD	600
Fort Stockton	KFST	860
Henderson	KWRD	1470
Houston	KBME	790
Liberty	KSHN	99.9
Livingston	KETX	92.3
Longview	KFRO	1370
Malakoff	KLVQ	1410
Marshall	KMHT	1450
Midland	KBAT	99.9
McAllen	KVNS	1700
Orange	KOGT	1600
Paris	KFYN	1420
Paris	KFYN	104.3
San Angelo	KKSA	1260
San Antonio	WOAI	1200
San Antonio	KTKR	760
Tyler	KTBB	600
Waco	KBHT	104.9

*Flagship

SPANISH BROADCAST

The Longhorn IMG Radio Network offers Cadena Deportiva, a Spanish language radio broadcast of Texas football games. It can be heard in Austin on KTAE 105.3 FM or in Dallas on KFCS 990 AM.

SATELLITE RADIO

This week's broadcast can be heard on Satellite radio on Sirius channel 81, XM Channel 81 and online channel 81.

USE OF AUDIO/VIDEO COVERAGE

Any accredited media entity collecting "video or audio materials" (film, traditional video or audio, digital video or audio, photos, etc.) from University of Texas Athletics events (games, practices, post-practice/postgame interviews and press conferences) may use that material only for traditional television newscasts, web-based or print coverage (see note below regarding policy on game video on web), or other electronic transmission as approved by The University in writing, with a limitation of up to three (3) minutes in length from any single event. That three (3)-minute package may contain no more than two (2) minutes of game highlights. Its usage must be only as supporting edited video/audio for a reported video/audio story and not simply as a raw video post/rebroadcast/streamed highlights or interview sessions. Accredited media entities may not offer any live video, audio or other coverage of the event (or tape delay rebroadcast coverage in its entirety) without the advance written permission of The University of Texas athletics department. Video is for news usage only and may not be sponsored or sold. This policy includes all games, matches, practices and events involving any of Texas' athletics programs. It includes all media events — press conferences, pre/post-practice interviews and pre/post-game interviews.

NOTE REGARDING USE OF GAME VIDEO: Policy permits entities to use up to two (2) minutes of video on air (whether taken from the network feed or shot themselves) or on the entity's website. Reports and features must be filed postgame and not during the game. If a game/event is contracted to a network television partner, all highlights may remain on a website no longer than 48 hours following the game/event's conclusion. Highlights may not be used via social media platforms except as a link back to the website/URL hosting the highlights.

EXCEPTION: With advance written permission from the UT Athletics department, media entities will be permitted to shoot and rebroadcast the Tom Herman portion of the Longhorns weekly Monday press conferences in its entirety. Video from that 20-minute press conference can be used for either over the air rebroadcast or web postings. Live distribution of the weekly Monday press conference is not permitted. If posted on a website, it must be removed 48 hours after the conclusion of the press conference.

PHOTOGRAPHY

Action shots of UT coaches and student-athletes can be requested by contacting the UT Athletics Photo Department at photo@athletics.utexas.edu.

COLLEGEPRESSBOX.COM is the official media website for Division I football. Access and download weekly game notes, quotes, statistics, media guides, headshots, logos and more for each conference and its member schools. Apply for access at collegepressbox.com/password.



GAME NOTES

THE ALL-TIME SERIES

- Texas will face Utah for the second time in program history on New Year's Eve in the 2019 Valero Alamo Bowl.
- The Longhorns won the two programs' only other meeting, a 21-12 victory in Austin, back in 1982.
- Tom Herman and Utah head coach Kyle Whittingham have never faced off during their careers as head coaches.

TEXAS' BOWL HISTORY

- Texas is making its 56th all-time bowl appearance this season, the second-most in the country behind only Alabama.
- The Longhorns have an all-time bowl record of 29-24-2 (.546) in bowl games.
- Texas will be playing a current member of the Pac-12 for the 11th time in a bowl game this year. The Longhorns are 6-4 against the Pac-12 in bowl games and 1-1 in the Alamo Bowl. Texas has faced Oregon and Washington twice, making them the Horns' most frequent Pac-12 bowl opponents.
- A look at the Longhorns' history against current members of the Pac-12 Conference in bowl games:

TEXAS BOWL GAMES VS. CURRENT PAC-12

Bowl Game	Opponent	Result
1975 Bluebonnet.....	Colorado.....	W, 38-21
1979 Sun.....	Washington.....	L, 7-14
2000 Holiday.....	Oregon.....	L, 30-35
2001 Holiday.....	Washington.....	W, 47-43
2003 Holiday.....	Washington State.....	L, 20-29
2006 Rose!.....	USC.....	W, 41-38
2007 Holiday.....	Arizona State.....	W, 52-34
2011 Holiday.....	California.....	W, 21-10
2012 Alamo.....	Oregon State.....	W, 31-27
2013 Alamo.....	Oregon.....	L, 7-30

! BCS National Championship Game

HEAD COACH TOM HERMAN

- Tom Herman is in his fifth season overall as a head coach with a career record of 46-19 (.708). He is in his third season at The University Texas with a mark of 24-15 (.615).
- Including the 2019 season, Herman has spent 16 of his 22 seasons as a coach in the state of Texas on the collegiate level.
- Herman graduated from Cal Lutheran and received his master's degree in education from The University of Texas.
- He owns a career mark of 13-9 against top 25 opponents, 5-6 against top 10 foes and 3-3 versus teams in the top five.

TOM HERMAN IN BOWL GAMES

- Herman has led his programs to bowl games in all five seasons as a head coach. The 2019 Valero Alamo Bowl will be Herman's third-straight bowl appearance as the head coach at The University of Texas.
- It is the first time since 2012-14 that Texas has appeared in a bowl game in three consecutive seasons.
- Herman has twice coached in one of the New Year's Six bowl games, first winning the 2015 Peach Bowl while at Houston. He also won the 2019 Allstate Sugar Bowl last season at UT.
- In Herman's first season in Austin, he led the Longhorns to a 33-16 win over Missouri in the 2017 Texas Bowl.
- Last season, Herman's Longhorns topped No. 5 Georgia, 28-21, in the previously mentioned Sugar Bowl.
- He is 3-0 in bowl games that he has coached in, as he did not coach Houston in 2016 after taking over as the Texas head coach.

HERMAN WITH TIME TO PREPARE

- Texas head coach Tom Herman has had great success coming off of bye weeks during his career. After an off week, Herman's teams are 5-1, including 2-0 so far in 2019.
- Including Herman's two years at Houston, his teams have averaged 35.4 points per game and allowed 21.9 (+13.5 ppg). At Texas, three of Herman's four wins after a bye week have come by 10-or-more points.
- When looking at Herman's record in bowl games - where his teams are given more than an extra week to prepare - the Texas head coach boasts a 3-0 record, including a 38-24 win over No. 9 Florida State (2015 Chick-Fil-A Peach Bowl while at Houston) and a 28-21 triumph over No. 5 Georgia in the Allstate Sugar Bowl last season.
- Overall, Herman's teams are 8-1 (5-1 at Texas) when given more than one week to prepare for their opponents.

NOTABLE STREAKS AND TRENDS

- Texas is 2-0 in bowl games under head coach Tom Herman.
- The Longhorns are 10-6 in one-possession games (decided by eight points or less) since the start of the 2018 season.
- Texas has won 20 of the 21 games it has outgained its opponent under Tom Herman.
- The Longhorns are 19-2 under Herman when outrushing their opponents, and have won 13 of the last 15 instances.
- UT's defense has forced at least one turnover in 15 of its last 17 games. The Horns have forced at least one turnover in 32 of 39 games under Tom Herman.
- Texas is 22-3 under Tom Herman when leading at halftime, including a 6-1 mark in 2019.
- The Longhorns have won 13 of 14 when holding the opposition to fewer than 20 points.
- Tom Herman's Texas teams are 9-0 when forcing at least three turnovers and are 17-6 when turning the ball over fewer than three times.
- Junior QB Sam Ehlinger has rushed for at least one touchdown in nine of Texas' 11 games against ranked opponents since the start of the 2018 season.
- Ehlinger has thrown for at least 200 yards in all 12 games this season.
- Senior WR Devin Duvernay has made at least six catches in every game this season.
- Duvernay has logged more than 80 receiving yards eight times this season, including seven 100-yard outings.
- Sophomore LB Joseph Ossai has made at least eight tackles in seven of his last nine games.

NINE ALL-BIG 12 PERFORMERS

- Texas had nine players earn All-Big 12 recognition from the conference's head coaches. Senior WR Devin Duvernay and senior OL Zach Shackelford both collected first-team honors, while sophomore OL Samuel Cosmi and senior DB Brandon Jones were voted to the second team. Seven Longhorns earned honorable mention for receiving votes at their various positions or for an end-of-year award.
- It was the first time that the league's coaches have named Shackelford and Duvernay to the All-Big 12 First Team, and the second time overall that Shackelford has been selected (2018 Second Team). It was also the first All-Big 12 recognition for Cosmi and Jones.
- The Longhorns that received honorable mention recognition were K Cameron Dicker, Ehlinger, LB Joseph Ossai and DL Malcolm Roach. OL Parker Braun earned honorable mention for receiving votes as the Offensive Newcomer of the Year, Cosmi earned honorable mention as Offensive Lineman of the Year and Duvernay as the Offensive Player of the Year.

INSIDE THE SERIES



1
WINS

0
LOSSES

0
TIES



0
WINS

1
LOSSES

0
TIES

AT TEXAS..... Texas leads, 1-0
AT UTAH..... Never met
NEUTRAL SITE..... Never met

HERMAN VS. UTAH..... Never met
WHITTINGHAM VS. TEXAS..... Never met

CURRENT STREAK..... Texas, Won 1
LAST MEETING..... UT 21, UU 12 (1982)
LONGEST TEXAS STREAK..... Won 1
LONGEST UTAH STREAK..... Never won

LARGEST TEXAS WIN..... 9 (1982)
LARGEST UTAH WIN..... Never won

STATISTICAL COMPARISON

UTAH	CATEGORY	TEXAS
34.0	SCORING OFFENSE	35.0
13.2	SCORING DEFENSE	28.9
286	FIRST DOWNS	303
186	FIRST DOWNS ALLOWED	277
207.0	RUSHING/GAME	172.0
70.3	RUSHING DEFENSE/GAME	139.8
235.5	PASSING/GAME	296.2
185.9	PASSING DEFENSE/GAME	306.4
442.5	TOTAL OFFENSE/GAME	468.2
256.2	TOTAL DEFENSE/GAME	446.3
17.6	KICK RETURN AVG.	25.2
9.9	PUNT RETURN AVG.	4.1
95-809	PENALTIES-YARDS	91-852
10-14	FIELD GOALS-ATTEMPTS	13-17
34:33	AVG. TIME OF POSSESSION	30:57
77-161 (48%)	3RD DOWN OFFENSE	86-175 (49%)
49-167 (29%)	3RD DOWN DEFENSE	68-170 (40%)
11-24 (46%)	4TH DOWN OFFENSE	7-18 (39%)
12-21 (57%)	4TH DOWN DEFENSE	8-19 (42%)
45-53	RED ZONE OFFENSE	41-44
18-25	RED ZONE DEFENSE	43-49
+8	TURNOVER MARGIN	+6

STATISTICAL LEADERS

TEXAS	PASSING				
	CMP	ATT	INT	YDS	TD
Sam Ehlinger	284	436	9	3,462	29
UTAH	CMP	ATT	INT	YDS	TD
Tyler Huntley	205	278	4	2,966	18

TEXAS	RUSHING				
	G	ATT	NET	AVG	TD
Keaontay Ingram	12	131	745	5.7	6
Roschon Johnson	12	117	600	5.1	7
UTAH	G	ATT	NET	AVG	TD
Zack Moss	12	219	1,359	6.2	15
Devin Brumfield	13	59	263	4.5	2

TEXAS	RECEIVING				
	G	REC	YDS	AVG	TD
Devin Duvernay	12	103	1,249	12.6	8
Brennan Eagles	11	30	518	17.3	6
UTAH	G	REC	YDS	AVG	TD
Brant Kuithe	13	31	572	18.5	6
Bryan Thompson	11	17	452	26.6	3

GAME NOTES

TEXAS' RECORD WHEN...

	2019	Herman Era
Overall	7-5	24-15
Big 12	5-4	17-10
Non-conference	2-1	7-4
Home	5-1	13-5
Away	2-3	8-7
Neutral	0-1	3-3
Current streak	W1	W1
Current home streak	W4	W4
Current road streak	L3	L3
Day game	3-4	12-11
Night game	4-1	12-1
August	1-0	1-0
September	3-1	8-4
October	2-2	6-5
November	2-2	7-5
December	0-0	1-1
January	0-0	1-0
vs. Top 25 teams	1-3	7-9
vs. unranked teams	6-2	16-6
On artificial surface	7-2	22-8
On natural grass	0-3	2-7
Scoring first	3-1	15-4
Opponent scores first	4-4	9-11
Leading after 1st quarter	3-0	15-2
Trailing after 1st quarter	3-3	7-9
Tied after 1st quarter	1-2	2-4
Leading at halftime	6-1	22-3
Trailing at halftime	1-4	2-11
Tied at halftime	0-0	0-1
Leading after 3rd quarter	6-0	22-5
Trailing after 3rd quarter	0-5	0-9
Tied after 3rd quarter	1-0	2-1
Overtime	0-0	1-2
Scoring 0-19	0-1	2-3
Scoring 20-29	1-3	7-8
Scoring 30-39	1-1	5-2
Scoring 40+ points	5-0	10-2
Allowing 0-19	2-0	13-1
Allowing 20-29	2-2	4-6
Allowing 30-39	2-2	4-5
Allowing 40+ points	1-1	2-3
Outgaining opponent	6-1	20-1
Outgained by opponent	1-3	4-13
With 100-yard rusher	5-0	8-1
Allow 100-yard rusher	2-1	2-4
With 300-yard passer	2-2	5-5
Allow 300-yard passer	4-1	7-6
No turnovers	2-3	9-6
Less than three turnovers	5-1	16-5
Three or more turnovers	1-1	1-4
No takeaways	2-0	3-4
Three or more takeaways	2-0	9-0
Win turnover margin	3-3	15-4
Tie turnover margin	2-1	6-6
Lose turnover margin	2-1	3-5
Win time of possession	5-2	20-5
Lose time of possession	2-3	4-10
Game decided by 1-9	3-3	11-10
Game decided by 10-19	1-2	7-5
Game decided by 20+	3-0	6-0

A NEW LEADER ON DEFENSE

- Texas head coach Tom Herman announced Chris Ash as the program's new defensive coordinator on Tuesday, Dec. 17. Ash has spent five seasons as a defensive coordinator across stops at Wisconsin, Arkansas and Ohio State.
- Four of his five defenses ranked in the top 25 statistically, including a top-10 defensive unit in 2015 at Ohio State.
- Ash and Herman previously worked together at Iowa State (2009) and Ohio State (2014). Herman was the offensive coordinator and Ash the co-defensive coordinator for the Buckeyes in 2014, when they won the inaugural College Football Playoff.
- During the 2014 season, Ash's first at Ohio State, the Buckeyes jumped from 112th in pass defense and 47th in total defense to 29th and 19th, respectively.
- Ohio State fielded the nation's No. 2 scoring defense and ranked ninth-best in total defense in 2015, Ash's second year as a coordinator in Columbus.
- He left Columbus in 2016 to become the head coach at Rutgers, where he spent three-plus seasons in charge.
- Ash will not coach the Longhorns in the Valero Alamo Bowl.

TUSSLING WITH THE TOP 25

- The Horns are 7-9 against top-25 foes during Tom Herman's three seasons as head coach, and are 6-5 against ranked opponents since the start of the 2018 season after going just 1-4 against top-25 foes in 2017.
- Texas defeated No. 5 Georgia, No. 7 Oklahoma, No. 17 TCU, No. 18 Iowa State and No. 22 USC last year.
- Last season, UT defeated top-25 opponents in consecutive weeks for the first time since the 2008 season when they beat No. 22/21 USC, 37-14, on Sept. 15 and then No. 17/17 TCU, 31-16, on Sept. 22.
- The Horns bested No. 16 Kansas State, 27-24, on Nov. 9 to earn their first ranked win of 2019.

TEXAS AGAINST RANKED OPPONENTS

Overall record	132-155-8 (.462)
Home	49-45-4 (.516)
Away	34-48-0 (.420)
Neutral (includes bowls)	49-62-4 (.447)

CONVERTING ON THIRD DOWN

- Texas has converted 86-of-175 (49.1%) third downs this season, which is the ninth-best conversion rate nationally and the No. 2 mark among Big 12 programs in 2019.
- The Longhorns have gone 6-1 in games where they converted more than 50% of their third downs this season, and are 1-4 when being held under 50%.
- UT has averaged 7.2 third-down conversions per game, including a season-high 10 at West Virginia back on Oct. 5.
- The Longhorns have improved on third down every year under head coach Tom Herman, including an 8.3% uptick in 2018 after Herman's first season in charge.
- A look at Texas' third-down conversions this season:

TEXAS ON THIRD DOWN IN 2019

Opponent	Conv./Att.	Percent
Louisiana Tech	8/15	53.3
No. 6 LSU	8/15	53.3
at Rice	9/14	64.3
Oklahoma State	8/14	57.1
at West Virginia	10/18	55.6
vs. No. 6 Oklahoma	6/14	42.9
Kansas	9/14	64.3
at TCU	8/18	44.4
No. 16 Kansas State	4/11	36.3
at Iowa State	6/17	35.3
at No. 13 Baylor	4/13	30.8
Texas Tech	6/12	50.0

TEXAS ON THIRD DOWN UNDER HERMAN

Year	Conv./Att.	Percent
2019	86/175	49.1
2018	96/207	46.4
2017	86/226	38.1
2016*	70/194	36.1

*Last season before Herman

HERMAN'S COMEBACKS AT TEXAS

- Texas has recorded five comeback wins when trailing by at least 10 points during Tom Herman's three seasons as head coach. That tally includes a pair of 14-point comebacks against No. 16 Kansas State and Texas Tech in 2019.
- UT also came back from an 11-point deficit against No. 22 USC in 2018 and a 10-point deficit against K-State in 2017.
- Texas' two 14-point comebacks in 2019 are tied for the program's largest since a 21-point rally against Oklahoma State in 2007. That day, the Longhorns flipped a 35-14 fourth-quarter deficit into a 38-35 victory.
- Texas' 2019 comebacks also marks the first time since the 2007 season that the Longhorns have posted multiple 14-point comebacks. The 2007 Horns also came back from a 17-3 deficit to best Nebraska, and rallied from a 10-0 deficit to beat TCU.

WINNING THE TURNOVER BATTLE

- In Tom Herman's three seasons as head coach, Texas is 16-4 when the Longhorns win the turnover battle. On the flip side, UT's record stands at 8-11 in games where Texas either ties or loses the turnover battle under Herman.
- Texas was 10-6 when winning, and 6-14 when either tying or losing, the turnover battle in the three years prior to Herman's arrival.
- Since Herman's arrival, the Longhorns are 9-0 when creating three or more takeaways and are 10-5 when not committing any turnovers.

CLOSING OUT THE HALVES

- Texas has been especially productive offensively toward the end of halves this season. In the second and fourth quarters, UT has produced 283 of its 417 points (67.9%).
- The Longhorns have scored 144 points in the fourth quarter this season (12.0 avg). That leads all FBS teams this season.
- A look at Texas' offense by quarter, and where UT stacks up in the fourth quarter nationally:

TEXAS' SCORING OFFENSE BY QUARTER

Quarter	Total Points	PPG
First	51	4.3
Second	139	11.6
Third	86	7.2
Fourth	144	12.0

MOST POINTS SCORED IN 4TH QUARTER (FBS - 2019)

Rank	Total Points	Games
1. Texas	144	12
2. SMU	143	12
3. Iowa State	139	12
4. Air Force	133	12
5. Ohio State	124	13
Oregon	124	13

GAME NOTES

THREE STRAIGHT WINNING SEASONS

- With a 49-24 victory over Texas Tech back on Nov. 29, the Longhorns picked up their seventh win of the season and secured the program's third-straight winning season.
- It is the first time since 2011-13 that Texas has put together three consecutive winning campaigns, and the first time since 2012-14 that UT has earned bowl eligibility in three-straight seasons.
- Texas has totaled 24 wins in its three seasons under head coach Tom Herman thus far, an eight-win improvement from the three seasons prior to Herman's arrival on the Forty Acres.

SENIOR DAY SUCCESS

- Texas' triumph over Texas Tech on Nov. 29 marked the Longhorns' second-straight senior day victory. UT previously bested No. 18 Iowa State, 24-10, on senior day in 2018.
- It is the first time Texas has won back-to-back senior day games since 2008-09.
- Prior to the past two seasons, Texas had lost its last four senior day games, and seven of the last eight since its senior day win in 2009.

A TRIO ABOVE THE CENTURY MARK

- Texas senior WRs Devin Duvernay and Collin Johnson, as well as sophomore RB Keaontay Ingram all hit the century mark against Kansas State.
- Duvernay had nine catches for 110 yards, Johnson had seven catches for 110 yards and Ingram carried the ball 16 times for a career-high 139 yards and two touchdowns.
- It was only the third time in Texas history that the Longhorns have had two 100-yard receivers and a 100-yard rusher in the same game.
- Texas previously achieved the feat at Ole Miss in 2012 and vs. Oklahoma in 2008.
- Texas' senior WR duo both also logged more than 100 receiving yards against TCU in UT's last outing before the K-State victory. It was the first time in school history that Texas has had multiple 100-yard receivers in consecutive games.

TEXAS JOINS THE 390/100/100 CLUB

- Texas' victory over Kansas marked the first time in UT history that a Longhorn trio had a 390-yard passer (QB Sam Ehlinger, 399 yards), a 100-yard rusher (RB Keaontay Ingram, 101 yards) and a 100-yard receiver (WR Devin Duvernay, 110) in the same game.
- The Longhorns' trio was one yard shy of being the first 400/100/100 crew in UT history.
- Further adding to Texas' well-rounded display against Kansas, WR Collin Johnson (8 catches, 96 yards) was four yards shy of breaking the century mark and QB Sam Ehlinger (14 carries, 91 yards) was nine yards shy of his third-career 100-yard game.

SUSTAINED SCORING DRIVES

- Texas has had 43 scoring drives of 10-or-more plays since the start of the 2018 season. Of those 43 scoring drives, 32 resulted in touchdowns (74.4%).
- UT logged two fourth-quarter touchdown drives against Iowa State that totaled 25 plays and covered 169 yards.
- The Horns put together 13-play, 67-yard drive that melted the final 6:45 off the clock against No. 16 Kansas State. Cameron Dicker booted a 26-yard field as time expired - his second such kick in 2019 - to cap the drive and seal the Longhorns' 27-24 win.

- K-State entered the game averaging more than 35 minutes of possession per game. Texas' 6:45 drive helped the Longhorns win the time-of-possession battle by nearly two-and-a-half minutes.
- UT had four sustained drives against Kansas, including three touchdown efforts. Sam Ehlinger capped all three TD drives with passes to Jake Smith, Brennan Eagles and Devin Duvernay. The fourth drive resulted in Cameron Dicker's game-winning 33-yard field goal as time expired in the fourth quarter.
- In the AT&T Red River Showdown against No. 6 Oklahoma, Cameron Dicker booted a 32-yard field goal to cap a 14-play drive, and QB Sam Ehlinger rushed in from four yards out to finish a 10-play touchdown drive.
- UT logged a 19-play, 86-yard drive that ended with a two-yard TD run from QB Sam Ehlinger against No. 6 LSU. It was Texas' longest scoring drive since a 22-play, 80-yard TD against Texas Tech in 2010.

CLOSING UP SHOP

- Texas' defense struggled in the early goings, but found its footing and locked down a potent Texas Tech offense in the regular-season finale on Nov. 29.
- After allowing 21 points in the first 22 minutes of the game, the Longhorns held the Red Raiders to just three points over the final 38 minutes. Texas outscored Texas Tech, 35-3, over the final two-thirds of the game.
- The Longhorns logged eight tackles for loss, including four sacks, against Texas Tech. UT's eight TFLs were its most since logging 12 against Oklahoma State back on Sept. 21, and its four sacks were tied for the team's season high.
- Texas forced two Red Raider fumbles, marking the second-straight week that the Horns punched the ball out multiple times. The Longhorns also broke up seven passes, their highest total this season.

CLAMPING DOWN ON THE CYCLONES

- The Texas defense held Iowa State to just 23 points on Nov. 16 - the Cyclones' lowest scoring output in six weeks. Iowa State entered the game averaging 36.4 points per game, which would be its top mark in ISU's history.
- The Longhorns held Iowa State to only 112 rushing yards, nearly 50 yards under the Cyclones' season average (156.0).
- After Iowa State scored on its opening drive in the first quarter, Texas' defense held the Cyclones scoreless on its next four possessions.
- Iowa State scored 10 points on its first two drives in the second half, but the Horns allowed only three points on the final five possessions (0.6 points per possession).

A DYNAMIC DAY FOR THE DEFENSE

- Texas' defense allowed only 17 points to a potent Kansas State offense on Nov. 9, including just three points over the final three quarters.
- After surrendering touchdowns on the first two drives of the game, the Longhorns kept K-State scoreless on its next six offensive possessions.
- The Wildcats' offense only recorded points on their final possession of the game - a 45-yard field goal.
- After K-State opened the game 5-of-6 on third down, the Horns did not allow a third-down conversion on the Wildcats' final five attempts. K-State was 0-for-4 on third down in the second half.
- The Longhorns held K-State to just 51 yards rushing on 26 carries (2.0 ypc). The Wildcats rushed for 555 yards and 11 TDs in their previous two games.
- UT also limited KSU QB Skylar Thompson to just 36 yards on 4-of-10 passing in the second half.

NCAA / BIG 12 RANKINGS

CATEGORY	TEAM		VALUE
	NCAA	BIG 12	
3rd Down Defense	9th	2nd	.491
4th Down Defense	29th	4th	.421
Blocked Kicks	28th	3rd	2
Blocked Kicks Allowed	31st	5th	1
Completion Percentage	23rd	4th	.650
First Downs Offense	11th	2nd	303
Fumbles Lost	7th	1st	4
Kickoff Returns	10th	2nd	25.18
Passes Intercepted	24th	4th	12
Passing Offense	19th	4th	296.2
Punt Return Defense	14th	2nd	3.63
Red Zone Offense	10th	4th	.932
Rushing Defense	47th	4th	139.8
Scoring Offense	18th	3rd	35.0
Passing Efficiency	35th	4th	148.39
Time of Possession	43rd	4th	30:57
Total Offense	15th	3rd	468.2
Turnover Margin	25th	2nd	+6
Turnovers Gained	40th	3rd	19
Turnovers Lost	16th	1st	13
Winning Percentage	44th	5th	.583

**Must be ranked in NCAA Top 50 and Big 12 Top 5*

LONGHORN CAPTAINS

The Longhorns longtime tradition of naming team captains continued this year, with the following six earning the honor for the 2019 season (listed in alphabetical order):

- Devin Duvernay** (Sachse, Texas, fourth-year WR)
- Sam Ehlinger** (Austin, Texas, third-year QB)
- Collin Johnson** (San Jose, Calif., fourth-year WR)
- Brandon Jones** (Nacogdoches, Texas, fourth-year DB)
- Malcolm Roach** (Baton Rouge, La., fourth-year DL)
- Zach Shackelford** (Belton, Texas, fourth-year OL)

All six Longhorn Captains are first-time selections, marking the second time during Tom Herman's three seasons at the helm that all captains are first-time selections (2017).

LONGHORN GRADUATES

Ten members of The University of Texas Football program have earned their degrees prior to or during the 2019 fall semester. A look at the 10 Longhorns on the list:

- Parker Braun** (Literature, Media and Communication)
- John Burt** (Communication & Leadership)
- Jamari Chisholm** (Youth & Community Studies)
- Devin Duvernay** (Sport Management)
- Collin Johnson** (Physical Culture & Sport)
- Kirk Johnson** (Corporate Communication)
- Brandon Jones** (Sport Management)
- Jeffrey McCulloch** (Sport Management)
- Mason Ramirez** (Economics)
- Zach Shackelford** (Corporate Communication)

GAME NOTES

LONGHORN HONOR ROLL

TOM HERMAN (HEAD COACH)

» Dodd Trophy midseason watch list

JUNIOR ANGLAU (R-FRESHMAN, OL)

» Polynesian College Football Player of the Year Award preseason watch list

PARKER BRAUN (SENIOR, OL)

» Honorable Mention All-Big 12 (Offensive Newcomer of the Year)
» Outland Trophy preseason watch list

RYAN BUJCEVSKI (SOPHOMORE, P)

» Ray Guy Award preseason watch list

SAMUEL COSMI (SOPHOMORE, OL)

» Honorable Mention All-Big 12 (Offensive Lineman of the Year)
» All-Big 12 Second Team (Coaches)
» PFF Eckrich National Team of the Week - Week 1 vs. Louisiana Tech

CAMERON DICKER (SOPHOMORE, K)

» Honorable Mention All-Big 12
» Big 12 Special Teams Player of the Week - Week 8 vs. Kansas
» Lou Groza Award preseason watch list

DEVIN DUVERNAY (SENIOR, WR)

» All-Big 12 First Team (Coaches)
» Honorable Mention All-Big 12 (Offensive Player of the Year)
» Earl Campbell Tyler Rose Award Player of the Week, Honorable Mention Week 14 vs. Texas Tech
» Big 12 Offensive Player of the Week - Week 14 vs. Texas Tech
» Earl Campbell Tyler Rose Award semifinalist
» Earl Campbell Tyler Rose Award Player of the Week, Honorable Mention Week 8 vs. Kansas
» Biletnikoff Award midseason watch list
» Big 12 Co-Offensive Player of the Week - Week 2 vs. LSU
» Earl Campbell Tyler Rose Award Player of the Week, Honorable Mention Week 2 vs. LSU

SAM EHLINGER (JUNIOR, QB)

» Honorable Mention All-Big 12
» Earl Campbell Tyler Rose Award Player of the Week, Honorable Mention Week 14 vs. Texas Tech
» Manning Award Star of the Week - Week 14 vs. Texas Tech
» Earl Campbell Tyler Rose Award semifinalist
» Davey O'Brien Award semifinalist
» Maxwell Award semifinalist
» Wuerffel Trophy semifinalist
» Earl Campbell Tyler Rose Award Player of the Week, Honorable Mention Week 8 vs. Kansas
» Davey O'Brien Great 8 - Week 8 vs. Kansas
» Earl Campbell Tyler Rose Award Player of the Week, Honorable Mention Week 4 vs. Oklahoma State
» Earl Campbell Tyler Rose Award Player of the Week, Honorable Mention Week 2 vs. LSU
» Manning Award Star of the Week - Week 2 vs. LSU
» Earl Campbell Tyler Rose Award Player of the Week, Honorable Mention Week 1 vs. Louisiana Tech
» Walter Camp Player of the Year preseason watch list
» Preseason Big 12 Offensive Player of the Year

KEAONTAY INGRAM (SOPHOMORE, RB)

» Earl Campbell Tyler Rose Award Player of the Week - Week 11 vs. K-State
» Doak Walker Award preseason watch list

COLLIN JOHNSON (SENIOR, WR)

» Biletnikoff Award preseason watch list

ROSCHON JOHNSON (FRESHMAN, QB/RB)

» Earl Campbell Tyler Rose Award Player of the Week, Honorable Mention Week 14 vs. Texas Tech
» Big 12 Newcomer of the Week - Week 14 vs. Texas Tech
» Big 12 Newcomer of the Week - Week 6 at WVU

BRANDON JONES (SENIOR, DB)

» All-Big 12 Second Team (Coaches)
» Lott IMPACT Trophy semifinalist
» Jason Witten Collegiate Man of the Year Award semifinalist
» Bronko Nagurski Trophy preseason watch list

JOSEPH OSSAI (SOPHOMORE, LB)

» Honorable Mention All-Big 12

MALCOLM ROACH (SENIOR, OL)

» Honorable Mention All-Big 12
» Ted Hendricks Award preseason watch list
» Lott IMPACT Trophy preseason watch list

ZACH SHACKELFORD (SENIOR, OL)

» Senior CLASS Award finalist
» William V. Campbell Trophy semifinalist
» Rimington Trophy preseason watch list
» Outland Trophy watch list

CADEN STERNS (SOPHOMORE, DB)

» Bednarik Award preseason watch list
» Jim Thorpe Award preseason watch list
» Bronko Nagurski Trophy preseason watch list

PICK PARTY

- The Longhorns have intercepted 12 passes (24th nationally/4th Big 12) this season. Six Texas DBs are responsible for nine of those interceptions.
- Eight different Longhorns have intercepted at least one pass this season.
- Senior DB Brandon Jones (pictured below) intercepted a pass against No. 6 Oklahoma to become the eighth Longhorn with an interception this season. It was the second-straight year that Jones has intercepted a pass against the Sooners.
- In each of Tom Herman's first two seasons as head coach, the Longhorns had only four players with at least one interception at the halfway point of the regular season.
- Texas intercepted four passes against West Virginia on Oct. 5. It was the first time that UT has intercepted four passes in a game since doing so at Kansas on Sept. 27, 2014 (64 games).
- LB Ayodele Adeoye, DB B.J. Foster and DB D'Shawn Jamison (two) all intercepted passes against WVU.
- After UT's four-pick day at WVU, the Horns had seven players with an interception through five games for the first time since 2002, when the Longhorns also had seven.

POINTS OFF TURNOVERS

- One of the keys to success in the Tom Herman era has been UT's ability to score points off turnovers, while limiting opponent points after turnovers of their own.
- Since 2017, Texas has forced 64 turnovers and scored 215 points off of them.

Year	UT TOs	OPP Pts
2019	13	46
2018	11	7
2017	18	24

Year	OPP TOs	UT Pts
2019	19	52
2018	20	53
2017	26	110

STOPPING THE RUN

- Texas' defense has held its opponents under 100 yards rushing on 16 occasions since 2017, including five times in 2019.
- The Longhorns are 14-2, including 5-0 in 2019, when holding their opponents to under 100 yards rushing.
- Texas opened the 2019 season in triumphant fashion, holding Louisiana Tech to just 73 yards rushing on 26 carries (2.8 yards per attempt). After being stopped by the Longhorns on opening weekend, Louisiana Tech rushed for 1,194 aydrds on 220 carries (5.4 ypc) over its next six games.
- Texas held its final non-conference opponent, Rice, under 100 yards rushing two weeks later, as the Horns limited the Owls to just 87 yards on 31 carries (2.8 ypc).
- Texas stifled a potent Kansas State rushing attack, limiting the 16th-ranked Wildcats to just 51 yards on 26 carries (2.0 ypc). Entering the game, K-State had rushed for 555 yards and 11 touchdowns over its previous two games.
- The Longhorns held four opponents under 100 yards in 2018 after holding seven opponents under 100 yards in 2017. That included limiting a Georgia team that entered the Sugar Bowl averaging 251.6 yards per game to just 72 yards on 30 carries.

LESS THAN 100 RUSHING YARDS

Year	Occurrences
2019	5
2018	4
2017	7
2016	1
2015	None
2014	2
2013	2
2012	1
2011	6
2010	4
2009	10



GAME NOTES

WHERE EHLINGER RANKS NATIONALLY

• Texas QB Sam Ehlinger has been one of the nation's most productive quarterbacks in 2019. A look at where he stands nationally in various offensive categories:

EHLINGER'S 2019 NATIONAL RANKINGS

Statistic	Total	Rank
Total Offense.....	4,052	4th
Total Offense Per Game.....	337.7	4th
Completions Per Game.....	23.7	8th
Passing Yards Per Game.....	288.5	9th
Passing Yards.....	3,462	10th
Points Responsible For.....	214	10th
Points Responsible For Per Game.....	17.8	10th
Passing Touchdowns.....	29	13th
Rushing Yards by QB.....	590	15th
Rushing Yards by QB Per Game.....	49.2	17th
Completion Percentage.....	.651	22nd
Rushing Touchdowns by QB.....	6	26th

EHLINGER BY THE NUMBERS

- Has thrown for 3,462 yards and 29 touchdowns, and accounted for 4,052 yards of total offense (3,462 pass/590 rush) and 35 touchdowns (29 pass/6 rush) in 2019.
- Ehlinger's 3,462 passing yards rank as the third-most in Texas history. Colt McCoy holds the top two spots with 3,521 yards in 2009, and 3,859 yards in 2008.
- Ehlinger's 29 passing touchdowns are tied for the second-most in school history.
- The Austin native is only the third Longhorn to record more than 4,000 yards of total offense in a season. He currently ranks third in that category behind Longhorn Legends Vince Young (4,086) and Colt McCoy (4,420).
- His 35 total touchdowns are the fourth-most in Texas history and he is the only Longhorn to ever record multiple seasons with 35-or-more touchdowns. Ehlinger accounted for 41 - the No. 2 mark in school history - in 2018.
- He and Colt McCoy (2006, 08-09) are the only QBs in Texas history to throw 25-plus TD passes in multiple seasons.
- The eighth Longhorn QB to throw for at least 3,000 yards in a season. Ehlinger joins Colt McCoy (2007-09) as the only Longhorns to throw for 3,000 yards in multiple seasons. He threw for 3,292 yards in 2018.
- Ehlinger and Major Applewhite (1999) are the only Texas quarterbacks to throw for at least 2,000 yards in fewer than eight games. Both achieved the feat in just seven games.
- Has passed for a touchdown and rushed for a touchdown in 12 of his last 25 games.
- Ehlinger has accounted for 76 total touchdowns (54 pass/22 rush) since the start of the 2018 season.
- He is the only FBS player to account for 50 passing touchdowns and 20 rushing touchdowns since the start of the 2018 season.
- Ehlinger is the 13th Power Five QB in the last 20 seasons to throw at least 50 touchdowns and rush for at least 20 in a two-year stretch. He is the first to do so since Ohio State's J.T. Barrett in 2016-17.
- Ehlinger is the only Longhorn QB ever to pass for at least 200 yards and two touchdowns in each of the first five games of a season. Last year, he was the first to do so in the first four games of a season.
- The only quarterback in Texas history to throw for at least 200 yards in 12-straight games.
- Has completed at least 20 passes in 10 games this season, the most by a Longhorn since Colt McCoy had twelve 20-completion games back in 2009.

IN THE TEXAS RECORD BOOKS

MOST COMPLETIONS (SEASON)

Name	Completions	Year
1. Colt McCoy.....	332	2008, 2009
3. Sam Ehlinger	284	2019
4. Colt McCoy.....	276	2007
5. Sam Ehlinger.....	275	2018

MOST PASSING YARDS (SEASON)

Name	Yards	Year
1. Colt McCoy.....	3,859	2008
2. Colt McCoy.....	3,521	2009
3. Sam Ehlinger	3,462	2019
4. Major Applewhite.....	3,357	1999

MOST PASSING TOUCHDOWNS (SEASON)

Name	TDs	Year
1. Colt McCoy.....	34	2008
2. Sam Ehlinger	29	2019
Colt McCoy.....	29	2006
4. Colt McCoy.....	27	2009

MOST GAMES WITH 4+ PASSING TDS (SEASON)

Name	Games	Year
1. Sam Ehlinger	4	2019
2. Colt McCoy.....	3	2018
3. Six tied, last by Colt McCoy.....	2	2009

MOST GAMES WITH 3+ PASSING TDS (SEASON)

Name	Games	Year
1. Sam Ehlinger	6	2019
2. Colt McCoy.....	5	2008
Colt McCoy.....	5	2009
4. Six tied, last Colt McCoy.....	4	2006

MOST TOTAL OFFENSE (SEASON)

Name	Yards	Year
1. Colt McCoy.....	4,420	2008
2. Vince Young.....	4,086	2005
3. Sam Ehlinger	4,052	2017-pr.
4. Colt McCoy.....	3,869	2009

MOST TD RESPONSIBLE FOR (SEASON)

Name	TDs (Pass/Rush/Rec)	Year
1. Colt McCoy.....	45 (34/11/0)	2008
2. Sam Ehlinger.....	41 (25/16/0)	2018
3. Vince Young.....	38 (26/12/0)	2005
4. Sam Ehlinger	35 (29/6/0)	2019

MOST GAMES WITH 200+ PASSING YARDS (SEASON)

Name	Games	Year
1. Sam Ehlinger	12	2019
Colt McCoy.....	12	2008
3. Colt McCoy.....	11	2007
Major Applewhite.....	11	1999

MOST GAMES WITH 300+ PASSING YARDS (SEASON)

Name	Games	Year
1. Colt McCoy.....	6	2008
2. Colt McCoy.....	5	2009
Major Applewhite.....	5	1999
4. Sam Ehlinger	4	2019
Sam Ehlinger.....	4	2018



GAME NOTES

IN THE TEXAS RECORD BOOKS

MOST COMPLETIONS (CAREER)

Name	Career Completions	Years
1. Colt McCoy.....	1,157.....	2006-09
2. Sam Ehlinger.....	717.....	2017-pr.
3. Major Applewhite.....	611.....	1998-2001

MOST PASSING YARDS (CAREER)

Name	Career Yards	Years
1. Colt McCoy.....	13,253.....	2006-09
2. Sam Ehlinger.....	8,669.....	2017-pr.
3. Major Applewhite.....	8,353.....	1998-2001

MOST TOTAL OFFENSE (CAREER)

Name	Career Yards	Years
1. Colt McCoy.....	14,824.....	2006-09
2. Sam Ehlinger.....	10,126.....	2017-pr.
3. Vince Young.....	9,167.....	2003-05

MOST PASSING TOUCHDOWNS (CAREER)

Name	Career TDs	Years
1. Colt McCoy.....	112.....	2006-09
2. Sam Ehlinger.....	65.....	2017-pr.
3. Major Applewhite.....	60.....	1998-2001

MOST RUSHING TDS BY QB (CAREER)

Name	TDs	Year
1. Vince Young.....	37.....	2003-05
2. Marty Atkins.....	26.....	1973-75
3. Sam Ehlinger.....	24.....	2017-pr.
Tyrone Swoopes.....	24.....	2013-16
5. Colt McCoy.....	20.....	2006-09

MOST TD RESPONSIBLE FOR (CAREER)

Name	TDs (Pass/Rush/Rec)	Year
1. Colt McCoy.....	132 (112/20/0).....	2006-09
2. Sam Ehlinger.....	89 (65/24/0).....	2017-pr.
3. Vince Young.....	81 (44/37/0).....	2003-05

MOST GAMES W/ PASSING & RUSHING TD (CAREER)

Name	Games	Year
1. Colt McCoy.....	14.....	2006-09
2. Sam Ehlinger.....	13.....	2017-pr.
Vince Young.....	13.....	2003-05

MOST GAMES WITH 200+ PASSING YARDS (CAREER)

Name	Games	Year
1. Colt McCoy.....	38.....	2006-09
2. Major Applewhite.....	29.....	1998-2001
3. Sam Ehlinger.....	28.....	2017-pr.

MOST GAMES WITH 300+ PASSING YARDS (CAREER)

Name	Games	Year
1. Colt McCoy.....	15.....	2006-09
2. Sam Ehlinger.....	9.....	2017-pr.
Major Applewhite.....	9.....	1998-2001

EHLINGER VS. TEXAS' GREATS

• Junior QB Sam Ehlinger has put up numbers comparable to some of Texas' all-time great quarterbacks this season. A look at where he stacks up in comparison to the last four Heisman Trophy-winning QBs and Texas' First-Team All-Americans at the position:

EHLINGER VS. TEXAS' ALL-AMERICAN QBs

Name	Total Off. (Pass/Rush)	Total TD
Marty Atkins (1975).....	1,314(797/517).....	10 (3/7)
Vince Young (2005).....	4,086 (3,036/1,050).....	38 (26/12)
Colt McCoy (2008).....	4,420 (3,859/561).....	45 (34/11)
Colt McCoy (2009).....	3,869 (3,521/348).....	30 (27/3)
Sam Ehlinger (2019)....	4,052 (3,462/590).....	35 (29/6)

*GxG records for Bobby Layne's 1947 season are unavailable.

TALLYING EHLINGER'S TOUCHDOWNS

• Ehlinger matched his career high with four touchdown passes against Louisiana Tech, No. 6 LSU, Oklahoma State and Kansas. He is the only quarterback in school history to throw for at least four TDs on four occasions in a season.

• He is one of 10 FBS quarterbacks to throw four-or-more touchdown passes on at least four occasions so far in 2019.

• Ehlinger scored four touchdowns (2 pass/2 rush) against West Virginia. It was his eighth career game with at least four TDs. He has hit that mark five times this season. The Austin, Texas native also has two five-TD games in his career (vs. LSU, Sept. 2019; vs. Oklahoma, Oct. 2018).

• Ehlinger threw at least three TDs in the season's first four games, making him the first Texas QB since Colt McCoy in 2008 to achieve that feat.

• In total, Ehlinger has thrown for at least three touchdowns on six occasions this season, the most in school history.

• Ehlinger accounted for three touchdowns (2 pass/1 rush) in the regular-season finale against Texas Tech. It was his eighth game with at least three touchdowns this season.

EHLINGER'S 2019 TDS (BY GAME)

Opponent	Pass/Rush	Total
Louisiana Tech.....	4/0.....	4
No. 6 LSU.....	4/1.....	5
at Rice.....	3/0.....	3
RV Oklahoma State.....	4/0.....	4
at West Virginia.....	2/2.....	4
vs. No. 6 Oklahoma.....	0/2.....	2
Kansas.....	4/0.....	4
at TCU.....	2/0.....	2
No. 16 Kansas State.....	1/0.....	1
at Iowa State.....	3/0.....	3
at No. 13 Baylor.....	0/0.....	0
Texas Tech.....	2/1.....	3
vs. No. 11 Utah.....	-.....	-
TOTAL.....	29/6.....	35

EHLINGER AGAINST RANKED OPPONENTS

• Since the start of the 2018 season, QB Sam Ehlinger has led the Longhorns against 11 ranked opponents. Texas is 6-5 in such matchups, and Ehlinger has been a key contributor throughout the Horns' contests against the nation's elite.

• In those 11 games, Ehlinger has completed 240-of-364 passes (65.9%) for 2,875 yards, 17 touchdowns and only two interceptions. He has also rushed for 496 yards and 15 touchdowns.

• Ehlinger has totaled at least three TDs in seven of those 11 games. In four of them, he has recorded at least four TDs and twice (vs. No. 7 Oklahoma, 2018; vs. No. 6 LSU, 2019) he accounted for a career-high five touchdowns.

• The Texas QB has rushed for at least one TD in nine of UT's 11 games against ranked opponents since 2018, highlighted by a quartet of multi-TD performances. Most notably, he rushed for three TDs last year versus No. 7 Oklahoma (W, 48-45) and for three TDs against No. 5 Georgia in the Allstate Sugar Bowl (W, 28-21).

NOTABLE 2019 PERFORMANCES

• Threw for a career-high 401 yards against No. 6 LSU. He was the first quarterback to throw for more than 400 yards against LSU since West Virginia's Geno Smith racked up 463 yards in 2011.

• Ehlinger's performance against LSU was the sixth 400-yard passing game in Texas history and the first by a UT quarterback since Colt McCoy versus UCF in 2009.

• Nearly added another 400-yard performance to his resume, as he racked up 399 yards through the air in a 50-48 victory over Kansas. Much of his production came in the fourth quarter, as Ehlinger completed 11-of-15 passes for 204 yards and two touchdowns.

• Ehlinger totaled 490 yards of offense (399 pass/91 rush) against Kansas - the best single-game output of his career. It is the No. 3 mark in school history, and Ehlinger now owns Texas' No. 3 and No. 4 performances all-time.

• At the time, he was just the fourth Power Five QB in the last 20 seasons (now one of five) to throw for 390-plus yards and rush for 90-plus against a conference opponent. Two of the other four were Heisman Trophy winners. A look at the instances:

Name	Pass/Rush	Opp.. Date
Johnny Manziel.....	453/104.....	vs. Arkansas, 9/29/12
Tajh Boyd.....	426/103.....	NC State, 11/17/12
Johnny Manziel.....	464/98.....	Alabama, 9/14/13
Lamar Jackson.....	411/199.....	at Syracuse, 9/9/16
Lamar Jackson.....	393/132.....	at North Carolina, 9/9/17
Sam Ehlinger.....	399/91.....	Kansas, 10/19/19
Jalen Hurts.....	395/96.....	at Kansas State, 10/26/19

COMING UP CLUTCH

• Time and time again, QB Sam Ehlinger has delivered in the biggest moments for the Longhorns. In his career, he has orchestrated five game-winning drives, including two vs. Kansas and No. 16 Kansas State this season.

• A game-winning drive is the final offensive scoring drive in the fourth quarter or overtime of a game that puts the winning team ahead for the last time.

• A look at where Ehlinger ranks among Texas QBs and at the four game-winning drives he has produced in his career thus far:

MOST GAME-WINNING DRIVES (SINCE 1969)

Name	GW Drives	Years
1. Major Applewhite.....	7.....	1998-2001
2. Sam Ehlinger.....	5.....	2017-pr.
Case McCoy.....	5.....	2010-13
Colt McCoy.....	5.....	2006-09
Vince Young.....	5.....	2003-05

EHLINGER'S GAME-WINNING DRIVES

Opp.. Year	Plays-Yds (Result)	Final
K-State, 2017.....	6-25 (TD).....	W, 40-34 (20T)
vs. No. 7 Oklahoma, 2018... 9-52 (FG).....	W, 48-45
at Texas Tech, 2018.....	7-75 (TD).....	W, 41-34
Kansas, 2019.....	10-60 (FG).....	W, 50-48
No. 16 K-State, 2019.....	13-75 (FG).....	W, 27-24

GAME NOTES

DRIVING THE HERD

- QB Sam Ehlinger has steered the Texas offense throughout the 2019 season, putting up numbers comparable to some of the best offenses in school history.
- With the UT down 20-7, Ehlinger led a pair of fourth-quarter TD drives at Iowa State. The two drives totaled 25 plays and covered 169 yards. The second scoring drive was a 15-play, 89-yard drive that ended when Ehlinger found WR Malcolm Epps in the endzone from seven yards out.
- On that drive, penalties stalled Texas' momentum, including putting the Longhorns in a 2nd-and-35 situation at their own 37-yard line. The Texas QB overcame the situation though, as he completed 7-of-10 passes for 95 yards and the go-ahead touchdown. Ehlinger also carried the ball three times for 19 yards on the drive.
- Against No. 16 Kansas State, Ehlinger led the Longhorns on a 13-play, 67-yard drive that took the final 6:45 off the clock. The drive ended with Cameron Dicker's game-winning 26-yard field goal as time expired.
- On that drive, Ehlinger completed 4-of-4 passes for 53 yards, including an 18-yard connection with WR Devin Duvernay that moved the chains on 3rd-and-14. Ehlinger also rushed for 14 yards and helped center the ball for Dicker's game-winning field goal.
- Texas' six touchdown drives vs. Kansas averaged 7.8 plays per drive and covered an average of 71.7 yards. All six drives covered at least 65 yards, highlighted by a 10-play, 84-yard drive that Ehlinger capped with a 14-yard touchdown pass to senior WR Devin Duvernay.
- Ehlinger led the Longhorns on three scoring drives in the final 10 minutes of Texas' 50-48 win over Kansas. The Texas QB completed 9-of-13 passes for 178 yards and one touchdown in that span.
- On Texas' game-winning drive, Ehlinger completed 5-of-7 passes for 57 yards. He also picked up a crucial first down for UT, as he moved the chains on 3rd & 6 with an 8-yard rush that moved Texas out to midfield.
- Leading the Longhorns through dominant offensive stretches is nothing new to Ehlinger in 2019. Over five quarters of action against LSU (second half) and Rice (first three quarters), Ehlinger led Texas to scores on 11 of the 12 (91.7%) drives he directed. Nine of those drives resulted in touchdowns.
- During those five quarters, at one point, Ehlinger led the Longhorns on nine straight scoring drives – eight of which were TDs. During that streak, Texas' scoring drives averaged 9.7 plays and 75.7 yards per drive.
- All nine scoring drives covered at least 73 yards, topped off by UT's 19-play, 86-yard TD drive vs. LSU.

SUCCESS ON THE GROUND

- QB Sam Ehlinger rushed for two scores against No. 6 Oklahoma in the 2019 AT&T Red River Showdown, bringing his career total to eight rushing TDs against the Sooners. No other player has rushed for more scores against OU over the last 20 seasons.
- The Texas QB has scored 24 rushing TDs in his career, the most recent of which came against Texas Tech on Nov. 29. Ehlinger finished with 83 yards on 10 carries and one touchdown. His 24 career rushing touchdowns are tied with Tyrone Swoopes for the third-most by a quarterback in Texas history.
- Earlier in the year against Kansas, Ehlinger paired 399 yards through the air with a season-high 91 rushing yards to help lift the Horns past the Jayhawks in a 50-48 shootout. It was Ehlinger's third-most productive day as a runner, falling behind only a pair of 100-yard outings against K-State and OU during his freshman season in 2017.

- Ehlinger also rushed for 70 yards against Oklahoma State to become the 52nd 1,000-yard rusher in Texas Football history. He is the sixth QB in Texas history to achieve that feat, and the first since Colt McCoy (2006-09). He sealed Texas' win over the Cowboys with a 29-yard run on 3rd & 9 that gave UT a first down with just over 70 seconds remaining on the clock.

EHLINGER PRIOR TO 2019

- In 2018, Ehlinger threw for 3,292 yards (fifth in UT history) and 25 touchdowns. He also rushed for 482 yards and 16 scores, setting the school record for most rushing TDs by a QB.
- Ehlinger's sophomore campaign made him the only player in UT history to pass for at least 25 TDs and rush for at least 15 in a season.
- He is the sixth Power Five quarterback to reach those numbers in the last 20 years, and the other five all were Heisman Trophy winners (Tim Tebow, 2007; Cam Newton, 2010; Johnny Manziel, 2012; Marcus Mariota, 2014; Lamar Jackson, 2016-17).
- Ehlinger's 41 touchdowns accounted for in 2018 were the second-most in school history, trailing only Colt McCoy, who had 45 in 2008.
- Ehlinger threw just five interceptions, and attempted a school- and Big 12-record 308 consecutive passes without an interception in between picks in the season opener and the regular season finale at Kansas.
- He had 3,774 yards (3,292 pass/482 rush) of total offense in 2018, fifth-most in school history. Only Colt McCoy (2007-09) and Vince Young (2005) have had more.
- Earlier in 2018, he became the first Longhorn QB since Colt McCoy (2008) to have at least two passing and one rushing TD in three straight games (Tulsa, USC, TCU).
- He passed for more than 200 yards in six-straight games to begin the 2018 season, becoming the first Longhorn QB since McCoy in 2007 to do so. McCoy (8 straight 2007), Applewhite (11 straight 1999) and Peter Gardere (7 straight 1992) are the only other UT QBs to have longer streaks to begin a season in school history.
- He was the first Longhorn QB since Vince Young (Oct. 15, 2005 vs. Colorado) to rush for three TDs and pass for two more in a game. Just McCoy (twice) and Chris Simms have had more TDs in a game since 2000.
- Ehlinger had 10 games last season with three-or-more touchdowns responsible for, tying Colt McCoy (2008) for the single-season school record.
- As a true freshman in 2017, Ehlinger passed for 1,915 yards and rushed for 385. He was the first Texas quarterback since Colt McCoy in 2008 to lead the Longhorns in both passing and rushing yards.
- In just his third career start (vs. Kansas State, 2017), Ehlinger completed 30-of-50 passes for a Longhorn true freshman record 380 yards and two touchdowns. He added 107 yards rushing, also a record for a Longhorn true freshman quarterback. His 487 yards of total offense set a Texas freshman record.
- His historic day vs. Kansas State made him only the third quarterback in school history to throw for 300 yards and rush for 100 yards in the same game. Colt McCoy (at Texas A&M, 2009) and Jerrod Heard (vs. California, 2015) are the other two.

EHLINGER'S NOTABLE CAREER MARKS

- Ehlinger is the third Longhorn to eclipse 8,000 career passing yards. He currently sits second in UT history with 8,669 career yards through the air.
- Ehlinger currently ranks second in school history with 10,126 yards (8,669 pass/1,457 rush) of total offense. He crossed the 8,000-yard mark with a 490-yard day against Kansas, and surpassed 9,000 yards with a 303-yard effort against No. 16 Kansas State. Ehlinger became only the second Longhorn to surpass 10,000 yards of offense with a 431-yard day against Texas Tech in the 2019 regular-season finale.
- Has thrown for 65 touchdowns in his career, the second-most in UT history.
- Ehlinger has passed for at least 200 yards in 28 career games, the third-most in school history. He also has nine career 300-yard games, the third-most in UT history.
- Ehlinger ranks fourth among Power Five QBs in career passing yards per game (247.7) and is seventh in passing yards (8,669). His 10,126 yards of total offense ranks sixth among Power Five QBs and fifth on a per-game basis (289.3). He has the most career yards of total offense of any non-senior in the FBS.
- His 24 rushing TDs rank second among active Power Five quarterbacks and his 65 TD passes are eighth-best. Ehlinger's 89 total touchdowns accounted for rank as the fifth-best tally among active Power Five QBs.
- He, Jalen Hurts (Oklahoma) and Riley Neal (Vanderbilt) are the only three active Power Five players with at least 8,000 career passing yards and 1,200 career rushing yards.
- Ehlinger has 13 career games with a passing and rushing touchdown. That is tied with Vince Young (2003-05) for the second-most by a Texas QB all time, behind only Colt McCoy, who achieved the feat 14 times during his four-year career on the Forty Acres.

ONE OF THE BIG 12'S BEST

- In 2019, junior QB Sam Ehlinger ranks among the Big 12's best at the quarterback position. He also has begun to leave his mark as one of the top QBs in league history. A look at where he ranks among his competition this year, and where he stands among the league's all-time great passers:

EHLINGER'S 2019 BIG 12 RANKINGS

Statistic	Total	Rank
Completions.....	284	2nd
Passing Touchdowns.....	29	2nd
Passing Yards.....	3,462	2nd
Passing Yards Per Game.....	288.5	2nd
Points Responsible For.....	214	2nd
Points Responsible For Per Game.....	17.8	2nd
Total Offense.....	4,052	2nd
Total Offense Per Game.....	337.7	2nd
Rushing Yards (QBs).....	590	3rd
Rushing Yards Per Game (QBs).....	49.2	3rd

EHLINGER'S BIG 12 CAREER RANKINGS

Statistic	Total	Rank
Interception Percentage.....	1.8	7th ^{^*}
TD-to-INT Ratio.....	3:1	11th [^]
Passing Yards Per Game.....	247.7	13th [^]
Passing Yards.....	8,669	15th [^]
Total Touchdowns.....	89	16th [^]
Passing Completions.....	717	17th [^]
Passing Attempts.....	1,136	17th [^]

*Texas school record
[^]Active Big 12 leader

GAME NOTES

IN THE TEXAS RECORD BOOKS

MOST RECEPTIONS (SEASON)

Name	Receptions	Year
1. Jordan Shipley	116	2009
2. Devin Duvernay	103	2019
3. Kwame Cavil	100	1999
4. Quan Cosby	92	2008
5. Jordan Shipley	89	2008

MOST RECEIVING YARDS (SEASON)

Name	Yards	Year
1. Jordan Shipley	1,485	2009
2. Devin Duvernay	1,294	2019
3. Kwame Cavil	1,188	1999
4. Lil'Jordan Humphrey	1,176	2018

MOST RECEIVING TDs (SEASON)

Name	TDs	Year
1. Jordan Shipley	13	2009
2. Limas Sweed	12	2006
Roy Williams	12	2002
4. Jordan Shipley	11	2008
10. Devin Duvernay	8	2019

MOST GAMES WITH 6+ CATCHES (SEASON)

Name	Games	Year
1. Jordan Shipley	13	2009
2. Devin Duvernay	12	2019
Kwame Cavil	12	1999

MOST 100-YARD GAMES (SEASON)

Name	Games	Year
1. Devin Duvernay	7	2019
Jordan Shipley	7	2009
Wane McGarity	7	1998
4. Roy Williams	6	2002
Mike Adams	6	1993
6. Six tied, last by L.Humphrey	4	2018

MOST 100-YARD GAMES (2019 FBS RECEIVERS)

Name	Games	Year
1. Ja'Marr Chase (LSU)	8	2019
2. Devin Duvernay	7	2019
Omar Bayles (ARST)	7	2019
A.Gandy-Golden (LU)	7	2019
5. Five tied	6	2019

MOST GAMES WITH 6+ CATCHES (2019 FBS RECEIVERS)

Name	Games	Year
1. Devin Duvernay	12	2019
2. Cedric Byrd (HAWAII)	11	2019
James Proche (SMU)	11	2019
4. Omar Bayless (ARST)	10	2019
Maurince French (PITT)	10	2019

DUVERNAY DOMINATING IN 2019

- An All-America candidate for the first time in his career, senior WR Devin Duvernay's has staked his claim as one of college football's best receivers with his play in 2019.
- He has caught 103 passes (No. 2 in school history) for 1,294 yards (No. 2) and eight TDs (No. 10).
- Duvernay leads the country in receptions per game (8.6) and receptions (103). His 1,294 receiving yards are fourth among FBS receivers this season.
- He earned All-Big 12 First Team honors from the league's coaches and received honorable mention as the league's Offensive Player of the Year.
- Duvernay is the second Longhorn to surpass 1,200 receiving yards in a season. Jordan Shipley was the first to do so in 2009, and was a consensus first-team All-American that season.
- His 103 receptions are the second-most in school history, and he is just the third Longhorn to make at least 100 catches in a season. Kwame Cavil was the first with 100 receptions in 1999, followed by Jordan Shipley with a school-record 116 catches in 2009.
- The Sachse, Texas native is one of only two Power Five receivers with at least 90 receptions, 1,000 receiving yards and seven receiving touchdowns this season.
- Duvernay has produced seven 100-yard games this season, including two against ranked opponents. That puts him alongside Jordan Shipley (2009) and Wane McGarity (1998) for the most 100-yard games in a season in Texas history.
- He posted a streak of four-straight 100-yard games, beginning against Kansas on Oct. 19, the longest streak by a Longhorn since Williams set the school record with seven-straight 100-yard outings across the 2002 and 2003 seasons.
- Duvernay's seven 100-yard games are one shy of LSU's Ja'Marr Chase for the FBS lead. he is one of only two Big 12 receivers with more than four 100-yard games this season.
- He has made at least one catch in 26 consecutive games, the second-longest streak among active Texas receivers.
- Duvernay has made 27 catches (33 targets) on third down, converting 23 of those into first downs for the Longhorns on offense.

BALL MAGNET

- Devin Duvernay has made at least six catches in all 12 games this season. In his first three seasons on the Forty Acres, Duvernay had only two games with six catches.
- He is the fifth Power Five wide receiver since 2000, and first since 2013, to have at least six catches in the first 12 games of the season. The other four are Oklahoma State's Rashaun Woods (2002), Oklahoma State's Justin Blackmon (2011), Baylor's Kendall Wright (2011) and Oregon State's Brandin Cooks (2013).
- Blackmon, Cooks and Wright all went on to be first-round picks in the NFL Draft. Blackmon and Cooks also both won the Biletnikoff Award the same year they achieved the six-catch feat.
- Duvernay's 12-straight games with at least six receptions is tied with Kwame Cavil (1999) for the longest streak in school history. Jordan Shipley holds the school record for most six-catch games in a season, as he did so 13 times (14 games) during his historic 2009 campaign.
- He has made at least eight catches on nine occasions in 2019, the most by a Longhorn in a single season all time.
- Duvernay also has six games with nine-or-more catches this year, the most since Jordan Shipley also had six such instances in his historic 116-catch campaign in 2009.
- He leads all FBS receivers with 12 games with at least six catches, nine games with at least eight catches and six games with at least nine catches.
- Duvernay has a pair of 12-catch games so far in 2019, doing so against both No. 6 LSU and Oklahoma State.
- His 12-catch performances are a career-best and he is the only receiver in Texas history to have multiple games with 12-or-more catches. Duvernay achieved the feat in a three-game stretch and is one of only four Power Five players with multiple 12-catch games this season.
- He made 10 catches vs. No. 13 Baylor to become the fourth player in team history to record double-digit catches on at least three occasions in a single season. He is the first Longhorn to do so since Jordan Shipley in 2009.



GAME NOTES

DUVERNAY'S NOTABLE PERFORMANCES

- Against then-No. 6 LSU, Duvernay had 12 catches for 154 yards and two receiving touchdowns. Eleven of his 12 catches came in the second half against the Tigers, setting a school record for the most receptions in a half.
- Against Oklahoma State two weeks later, Duvernay racked up 108 receiving yards to post what was, at the time, his second 100-yard game of 2019, and the third of his career.
- The Sachse, Texas native scored a 13-yard rushing touchdown - the first of his career - at West Virginia.
- He made eight catches for 54 yards against No. 6 Oklahoma in the 2019 AT&T Red River Showdown.
- The senior continued to produce at an elite level against Kansas, as he hauled in eight passes for 110 yards and two touchdowns. After being held to just two catches for 17 yards in the first half, Duvernay caught six passes for 93 yards and two scores in the final 30 minutes.
- Against TCU in Fort Worth, Duvernay hauled in eight passes for a career-high 173 yards and a touchdown. His touchdown came on a 47-yard connection with QB Sam Ehlinger and was the sixth touchdown of longer than 40 yards in his career. He also logged a 63-yard reception, the second-longest by a Longhorn in 2019.
- He posted another 100-yard game with nine catches for 110 yards in a win over No. 16 Kansas State.
- The senior continued his hot streak with a fourth-straight 100-yard day, and the seventh of his career, against Iowa State on Nov. 16. He hauled in nine Sam Ehlinger passes for 107 yards to become the first Texas receiver since Roy Williams (2002-03) to record 100-plus receiving yards in four consecutive games. Williams set a school record with seven-straight 100-yard outings.



- Duvernay made 10 catches for 78 yards in a road matchup at No. 13 Baylor on Nov. 23. It was his third game with double-digit catches, the most by a Longhorn in a season since Jordan Shipley in 2009.
- It also marked his sixth-straight game with at least eight receptions.
- On Senior Day vs. Texas Tech, Duvernay caught six passes for a career-high 199 yards and one touchdown. His 199 yards rank as the No. 3 mark in school history and were the most by a Longhorn since Jordan Shipley's 273 yards against UCF in 2009.
- Five of Duvernay's six receptions against the Red Raiders resulted in gains of more than 20 yards, and all six covered at least 15 yards. All six receptions also resulted in a first down for the UT offense.
- Duvernay's third catch of the day, which was also his 100th reception of the season, was a 75-yard touchdown in the second quarter. It was the longest offensive touchdown by a Longhorn since 2016, and the longest reception by a Texas player this season.

TEXAS' TENTH 1,000-YARD RECEIVER

- A former Texas high school 100-meter dash state champion, senior WR Devin Duvernay knows a thing or two about setting a fast pace.
- Duvernay's 2019 pace (103 catches for 1,294 yards) puts him ahead of some of the elite single-season performers in UT history. Compared to Texas' now-ten 1,000-yard receivers, Duvernay has more receptions and receiving yards than eight of them, and more receiving touchdowns than two.
- A look at where Duvernay stands compared to Texas' other 1,000-yard receivers in their respective seasons:

DUVERNAY VS. TEXAS' 1,000-YARD WRS (FULL SEASON STATS)

Name (Year)	Catches	Yards	TDs
Wane McGarity (1998)	58	1,087	9
Kwame Cavil (1999)	85	1,016	6
Roy Williams (2002)	64	1,142	12
Roy Williams (2003)	70	1,079	9
Quan Cosby (2008)	92	1,123	10
Jordan Shipley (2008)	89	1,060	11
Jordan Shipley (2009)	116	1,485	13
John Harris (2014)	68	1,051	7
Lil'Jordan Humphrey (2018)	86	1,176	9
Devin Duvernay (2019)	103	1,294	8

DUVERNAY'S CAREER MARKS

- Devin Duvernay eclipsed 1,000 career receiving yards in the win over Kansas last year, and logged his 100th career reception against Oklahoma State this season.
- He currently has 173 receptions for 2,376 yards and 15 receiving touchdowns in his career.
- Duvernay's 173 receptions place him ninth and his 2,376 receiving yards also rank ninth in school history. His 15 touchdowns are tied for eighth.
- A look at Duvernay's 2019 pace compared to his career totals through his junior season, as well as where he stands in the Texas receiving record books is available in the sidebars on pages 10 and 11.

IN THE TEXAS RECORD BOOKS

DUVERNAY BEFORE 2019 VS. 2019

Stat	2016-18 Total	2019 Total
Games Played (Starts)	39 (17)	12 (12)
Receptions	70	103
Receptions/Game	1.8	8.6
Receiving Yards	1,082	1,294
Receiving Yards/Game	27.7	107.8
Receiving TDs	7	8

MOST RECEPTIONS (GAME)

Name	Receptions	Years
1. Jordan Shipley	15	vs. Okla. St., 10/25/08
2. Quan Cosby	14	vs. Ohio State, 1/5/09
3. Roy Williams	13	at Nebraska, 11/2/02
4. Devin Duvernay	12	vs. Okla. St., 9/21/19
Devin Duvernay	12	vs. LSU, 9/7/19

MOST RECEPTIONS (CAREER)

Name	Career Receptions	Years
7. Collin Johnson	179	2016-pr.
8. Kwame Cavil	177	1997-99
9. Devin Duvernay	173	2016-pr.

MOST RECEIVING YARDS (CAREER)

Name	Career Yards	Years
7. Jaxon Shipley	2,510	2011-14
8. B.J. Johnson	2,389	2000-03
9. Devin Duvernay	2,376	2016-pr.

MOST RECEIVING TOUCHDOWNS (CAREER)

Name	Career TDs	Years
5. Mike Davis	18	2010-13
6. B.J. Johnson	16	2000-03
Mike Adams	16	1992-96
8. Devin Duvernay	15	2016-pr.
David Thomas	15	2002-05
Lovell Pinkney	15	1992-94

MOST CONSECUTIVE GAMES W/ AT LEAST ONE RECEPTION

Name	Games	Years
6. B.J. Johnson	27	2000-02
7. Devin Duvernay	26	2018-pr.
Mike Adams	26	1995-96

MOST 100-YD RECEIVING GAMES (CAREER - ACTIVE LONGHORNS)

Name	Games	Years
1. Devin Duvernay	8	2016-pr.
2. Collin Johnson	6	2016-pr.
3. John Burt	2	2015-pr.
4. Brennan Eagles	1	2018-pr.

GAME NOTES

BY THE NUMBERS

2 Sophomore K Cameron Dicker is the only player in Texas history to log multiple game-winning plays as time expired. He did so with walk-off field goals against Kansas and K-State this season.

2 QB Sam Ehlinger owns two of the top four total offense games in UT history (490 vs. KU, 2019; 487 vs. K-State, 2017).

4 QB Sam Ehlinger has thrown four touchdown passes on four occasions this season, the most in a season in UT history.

8 Texas has posted eight offensive plays that resulted in gains of 50 yards or more in 2019. That comes one year after Texas was one of only two FBS schools that did not post a 50-yard play in 2018.

8 Sophomore LB Joseph Ossai has made at least eight tackles in seven games this season, highlighted by a career-high 10 tackles at TCU.

9.5 Junior DL Ta'Quon Graham leads the Longhorns with 9.5 tackles for loss this season.

13 Texas has lost only 13 turnovers in 2019, tied with Kansas State for the fewest among all Big 12 teams this year.

20 Texas is 20-1 under Tom Herman when outgaining their opponent.

36 UT has scored at least 36 points in seven games this season, the most for the Longhorns since the 2009 team did so nine times.

52 The Longhorns have scored 52 points off of 19 forced turnovers this season.

56 The Longhorns have produced 56 plays this year that have resulted in gains of 20 yards or more, including eight that have gone for 50-plus yards.

56 The Alamo Bowl marks Texas' 56th all-time bowl appearance, tied for the second most in college football history.

76 Since the start of the 2018 season, Texas QB Sam Ehlinger has accounted for 76 total touchdowns (54 pass/22 rush).

80 Senior DB Brandon Jones (86) and sophomore LB Joseph Ossai (81) both have logged at least 80 tackles this season. Texas is one of only three Big 12 schools to have more than one player log at least 80 tackles this season.

103 Senior WR Devin Duvernay leads the country with 103 receptions and 8.6 receptions per game.

500 Texas is one of three Big 12 schools to field three players who have rushed for more than 500 yards this season. RB Keontay Ingram (745), RB Roschon Johnson (600) and QB Sam Ehlinger (590) make up the Longhorn trio.

JOHNSON'S STANDING AMONG TEXAS' ELITE

- In 2019, senior WR Collin Johnson is looking to cement himself as one of Texas' most statistically successful WRs.
- So far this season, Johnson has made 35 catches for 497 yards and scored two TDs. He missed UT's games vs. Rice, vs. Oklahoma State, at West Virginia, at Iowa State, at No. 13 Baylor and Texas Tech due to injury.
- For his career, Johnson has 185 receptions (6th in school history) for 2,562 yards (6th in school history) and 14 touchdowns (T-10th in school history).
- He has logged at least one reception in 33 straight games played, tied with Jaxon Shipley for the third-longest streak in school history. It is the longest active streak by a Longhorn.
- Johnson opened his senior campaign with four catches for 59 yards and a touchdown against Louisiana Tech. He later hauled in six passes for 82 yards in the 2019 AT&T Red River Showdown against No. 6 Oklahoma.
- The senior WR continued his return to form against Kansas, hauling in eight passes for 96 yards in Texas' 50-48 victory at DKR-Texas Memorial Stadium.
- He logged his first 100-yard game of the 2019 season, and the fifth of his career, with a seven-catch, 101-yard outing at TCU.
- Johnson bagged his second-straight 100-yard day with seven catches for 110 yards and a touchdown against No. 16 Kansas State. It was his sixth career 100-yard game.
- He is tied with his fellow senior WR Devin Duvernay for the most career 100-yard games among active Longhorn receivers.
- The San Jose, Calif. native set a Big 12 Championship Game record with 177 receiving yards against Oklahoma last season.
- He finished 2018 with 68 catches (t-8th single season) for 985 yards (10th) and seven touchdowns, a season after having 54 catches for 765 yards and two TDs.
- Last year, Johnson became the seventh receiver in Texas history to catch a touchdown in at least four consecutive games.
- A look at Johnson's career marks in the Texas record books is available at the top of the next column:



MOST RECEPTIONS (CAREER)

Name	Career Receptions	Years
4. Quan Cosby	212	2005-08
5. Mike Davis	200	2010-13
6. Collin Johnson	185	2016-pr

MOST RECEIVING YARDS (CAREER)

Name	Career Yards	Years
4. Mike Davis	2,753	2010-13
5. Quan Cosby	2,598	2005-08
6. Collin Johnson	2,562	2016-pr.

MOST RECEIVING TOUCHDOWNS (CAREER)

Name	Career TDs	Years
8. Devin Duvernay	15	2016-pr.
David Thomas	15	2002-05
Lovell Pinkney	15	1992-94
11. Collin Johnson	14	2016-pr.
Wane McGarity	14	1995-98
Johnny "Lam" Jones	14	1976-79

MOST CONSECUTIVE GAMES W/ AT LEAST ONE RECEPTION (CAREER)

Name	Games	Years
1. Roy Williams	47	2000-03
2. Quan Cosby	44	2005-08
3. Collin Johnson	33	2016-pr.
Jaxon Shipley	33	2011-13

MOST 100-YD RECEIVING GAMES (ACTIVE LONGHORNS)

Name	Games	Years
1. Devin Duvernay	8	2016-pr.
2. Collin Johnson	6	2016-pr.
3. John Burt	2	2015-pr.
4. Brennan Eagles	1	2018-pr.

COLLIN JOHNSON'S CONSISTENCY

- Senior WR Collin Johnson has made at least two catches in 39 of the 44 games he has played during his career at The University of Texas. That ranks him fifth among active FBS receivers, and second among current Power 5 wideouts.
- Johnson has made five-or-more catches on 16 occasions during his UT career, the sixth-most of any Longhorn in the last 20 seasons.

MOST MULTI-CATCH GAMES (ACTIVE FBS RECEIVERS)

Name (School)	2+ Catch Games	Years
1. Ty Lee, Middle (MTSU)	49	2016-pr.
2. Bryan Edwards (SCAR)	46	2016-pr.
3. James Proche (SMU)	47	2016-pr.
4. Jalen McCleskey (OSU/TUL)	43	2015-pr.
5. OJ Clark (NMSU)	41	2016-pr.
T10. Collin Johnson	39	2016-pr.

MOST GAMES WITH 5+ CATCHES (LONGHORNS SINCE 2000)

Name	5+ Catch Games	Years
1. Jaxon Shipley	26	2011-14
Roy Williams	26	2000-03
3. Jordan Shipley	23	2006-09
4. Quan Cosby	22	2005-08
5. Mike Davis	19	2010-13
6. Collin Johnson	16	2016-pr.

GAME NOTES

TWO IS BETTER THAN ONE

- Texas boasts one of the deepest wide receiver groups in the country this season. With seniors Devin Duvernay and Collin Johnson leading the pack, the Longhorn receivers have helped UT produce one of the nation's most potent passing offenses in 2019.
- Duvernay's historic pace, as mentioned earlier, has paired extremely well with the solid production Texas has gotten out of its other receivers this season.
- A look at where Texas' 2019 receiving tandems stand among the program's elite receiving duos:

TOP WR DUOS IN SCHOOL HISTORY (REC)

Receptions	Players	Year
1. 181	Q.Cosby (92), Jo.Shipley (89)	2008
2. 164	Jo.Shipley (116), J.Kirkendoll (48)	2009
3. 156	K.Cavil (100), R.Nunez (56)	1999
4. 154	L.Humphrey (86), C.Johnson (68)	2018
5. 138	D.Duvernay (103), C.Johnson (35)	2019
6. 130	N. Jones (70), Q.Cosby (60)	2007
7. 127	J.Harris (68), Ja.Shipley (59)	2014
8. 116	M.Davis (57), Ja.Shipley (59)	2012
9. 109	W.McGarity (58), K.Cavil (51)	1998
-- 133	D.Duvernay (103), B.Eagles (30)	2019
-- 130	D.Duvernay (103), K.Ingram (27)	2019

TOP WR DUOS IN SCHOOL HISTORY (YDS)

Yards	Players	Year
1. 2,183	Q.Cosby (1,123), Jo.Shipley (1,060)	2008
2. 2,161	L.Humphrey (1,176), C.Johnson (985)	2018
3. 2,035	Jo.Shipley (1,485), M.Williams (550)	2009
4. 1,862	W.McGarity (1,087), K.Cavil (775)	1998
5. 1,812	D.Duvernay (1,294), B. Eagles (518)	2019
6. 1,788	K.Cavil (1,188), R.Nunez (600)	1999
7. 1,745	R.Williams (1,142), B.Johnson (603)	2002
-- 1,791	D.Duvernay (1,294), C.Johnson (497)	2019

BIG-PLAY BRENNAN

- Sophomore WR Brennan Eagles has caught 30 passes for 518 yards and six touchdowns this season.
- Two of Eagles' touchdown catches have been in excess of 50 yards. The sophomore hauled in a 55-yard pass for a touchdown against LSU and then recorded a 73-yard score against Oklahoma State two weeks later.
- Against LSU, Eagles caught five passes for 116 yards and the one touchdown. His four receiving TDs are tied with Devin Duvernay and Jake Smith for the team lead.
- The sophomore WR bounced back to form in Texas' win over Kansas, hauling in six passes for 76 yards and a touchdown - his first since scoring against Oklahoma State.

- With senior WR Collin Johnson nursing a hamstring injury, Eagles picked up the slack against Iowa State. He hauled in four passes for 84 yards and a touchdown.
- Like he has throughout most of the year, Eagles picked up yards in chunks for the Longhorns. His four catches against Iowa State covered 33, 14, 7 and 30 yards.
- He has five catches of more than 30 yards this season, the second-most by any Longhorn receiver.
- Eagles has made multiple catches in eight games this season. His six catches against Kansas were a career high for the standout sophomore.

MOST RECEIVING TOUCHDOWNS (ACTIVE LONGHORNS - 2019)

Name	TDs	Years
1. Devin Duvernay, Sr.	8	2019
2. Brennan Eagles, So.	6	2019
Jake Smith, Fr.	6	2019
4. Three tied	2	2019

SPOTLIGHTING SMITH

- Freshman WR Jake Smith has been a solid performer for the Longhorns in 2019, reeling in 25 passes for 274 yards and six touchdowns.
- Smith is averaging a touchdown every 4.2 receptions during his first collegiate season. Compared to the five FBS receivers who have hauled in at least 14 touchdowns this season, Smith's 4.2 catch-to-TD ratio is better than both Arkansas State's Omar Bayless (5.3), LSU's Justin Jefferson (6.3) and SMU's James Proche (7.3). LSU's Ja'Marr Chase, who leads the nation with 17 touchdown catches and won the Biletnikoff Award, is averaging a TD every 4.1 receptions (73 rec/18 TDs), while Oklahoma's CeeDee Lamb, a Biletnikoff Award finalist, is averaging a touchdown every 4.1 receptions (58 rec/14 TDs).
- Smith's six TD catches are tied for the fourth-most by a freshman in the FBS this season. They are also the second-most by a freshman in Texas history. Roy Williams (2000) holds the school record with eight TDs as a freshman.
- Against Rice, Smith hauled in six passes for 75 yards and two touchdowns. All three of those marks were career-bests for the Scottsdale, Ariz. native.
- His six receptions tied for the 10th-most in a game by a UT freshman and his two TD catches matched the UT freshman record. It was the seventh multi-TD outing for a freshman receiver in school history.
- The freshman got back in the scoring column after a two-game absence when he caught a 10-yard TD pass from QB Sam Ehlinger in the first quarter against Kansas. Smith finished with four catches for 34 yards against KU.

- Smith was held out of the endzone in his next four appearances, but hauled in a 26-yard reception from QB Sam Ehlinger in Texas' win over Texas Tech on Nov. 29. Smith finished with three catches for 51 yards against the Red Raiders.

MOST RECEIVING TOUCHDOWNS (SEASON - FRESHMAN)

Name	TDs	Year
1. Roy Williams.....	8	2000
2. Jake Smith.....	6	2019
3. Eight tied, last by Devin Duvernay & Collin Johnson.....	3	2016

THE INGRAM IMPACT

- Sophomore RB Keaontay Ingram has carried the ball 131 times for 745 yards (5.7 yards per carry) and six TDs in the 2019 season. He has also caught 27 passes for 216 yards and two touchdowns. His 27 receptions rank as the 10th-best mark by a running back in school history.
- When the Longhorns visited No. 13 Baylor, Ingram carried the ball seven times for 86 yards before missing the second half due to injury. His last carry was a 68-yard run - the longest of his career - that allowed sophomore K Cameron Dicker to boot a 48-yard field goal as time expired in the first half on Texas' ensuing offensive play.
- Ingram had perhaps his best outing as a Longhorn in Texas' come-from-behind win over No. 16 Kansas State. Against the Wildcats, he carried the ball 16 times for a career-high 139 yards (8.7 ypc) and two touchdowns.
- Ingram totaled 114 of his 139 rushing yards on nine second-half carries (12.7 ypc). Thirty-four of those yards came on three carries (11.3 ypc) during Texas' final two scoring drives in the fourth quarter.
- It was Ingram's third 100-yard performance this season, and the fourth of his career.
- All three of his 100-yard outings in 2019 have come against Big 12 opponents, making him the first Longhorn to hit the century mark three-or-more times against conference foes since D'Onta Foreman in 2016.
- His 139 rushing yards were the most by a Big 12 back over the Nov. 9 weekend, and he was the league's only player to rush for more than 100 yards and scored at least two rushing touchdowns during that week.
- The Carthage, Texas native racked up 92 all-purpose yards against TCU. He ran the ball 16 times for 71 yards and caught three passes for 21 yards vs. the Horned Frogs in Fort Worth. Ingram's receiving touchdown came on a 17-yard connection with QB Sam Ehlinger with just over one minute remaining in the first half.

SPECIAL FORCES



The Longhorns special teams units are called **Special Forces** and named after Frank Denius, who was one of the 10 most decorated soldiers to serve in World War II. Denius stormed Omaha Beach in Normandy at age 19.



The kickoff unit is named **Cobra Strike** after Operation Cobra. Denius served with the 230th Field Artillery Battalion during the operation that broke through German defenses that had pinned down Allied forces in Normandy for seven weeks following the D-Day landings.



The punt unit is dubbed the **A-Team** in honor of former UT long snapper Nate Boyer. He served six years in the Green Beret Special Forces unit as part of Operational Detachment Alpha (ODA), also known as an SFOD-A or A-Team, prior to joining UT Football in 2010.



The punt return unit is called **Posse**, as the unit must work together as a brotherhood. The unit honors 1959 Longhorn Hall of Honor inductee, Maj. Gen. Kearie Lee Berry, who survived the Bataan Death March and 40 months as a Prisoner of War during World War II.



The kickoff return unit is named **Six** in honor of a University of Texas graduate who served on SEAL Team Six but was killed in action in a 2011 helicopter crash. The unit's logo was designed by his best friend and depicts the Gold Squadron logo for which he was a member.



The field goal unit is named **Sniper**, as the kicker needs pinpoint accuracy to succeed. The unit is named in honor of proud Texan Chris Kyle, a Navy SEAL veteran who earned numerous medals during his tours in Iraq and regularly referenced his love of the Longhorns in his book 'American Sniper.'

GAME NOTES

PUTTING UP POINTS

A look at UT's best offensive outputs during Tom Herman's tenure as head coach at Texas:

50 points or more in a game

Date	Opponent	Result	Score
9/9/2017	San Jose State	W	56-0
10/19/2019	Kansas	W	50-48

40-49 points in a game

Date	Opponent	Result	Score
11/29/2019	Texas Tech	W	49-24
9/14/2019	at Rice	W	48-13
10/6/2018	vs. No. 7 Oklahoma	W	48-45
8/31/2019	Louisiana Tech	W	45-14
10/5/2019	at West Virginia	W	42-31
11/11/2017	Kansas	W	42-27
11/10/2018	at Texas Tech	W	41-34
11/3/2018	No. 12 West Virginia	L	41-42
9/2/2017	at Maryland	L	41-51
10/7/2017	Kansas State	W	40-34

30-39 points in a game

Date	Opponent	Result	Score
9/7/2019	No. 6 LSU	L	38-45
9/15/2018	No. 22 USC	W	37-14
10/28/2017	at Baylor	W	38-7
9/21/2019	Oklahoma State	W	36-30
10/27/2018	at Oklahoma State	L	35-38
12/27/2017	vs. Missouri	W	33-16
9/22/2018	No. 17 TCU	W	31-16

TEXAS IN CLOSE GAMES

A look at Texas' results in games decided by one possession (eight points or less) during Tom Herman's tenure as head coach:

2017

at No. 4 USC	L	24-27
Kansas State	W	40-34
vs. No. 12 Oklahoma	L	24-29
No. 10 Oklahoma State	L	10-13
Texas Tech	L	23-27

2018

at Maryland	L	29-34
Tulsa	W	28-21
at Kansas State	W	19-14
vs. No. 7 Oklahoma	W	48-45
Baylor	W	23-17
at Oklahoma State	L	35-38
No. 12 West Virginia	L	41-42
at Texas Tech	W	41-34
at Kansas	W	24-17
vs. No. 6 Georgia	W	28-21

2019

No. 6 LSU	L	38-45
Oklahoma State	W	36-30
vs. No. 6 Oklahoma	L	27-34
Kansas	W	50-48
No. 16 Kansas State	W	27-24
at Iowa State	L	21-23

- Ingram racked up 101 yards on 14 carries (7.2 ypc) and one touchdown against Kansas.
- Ingram carried the ball 21 times for a then-career-high 114 yards against Oklahoma State.
- The sophomore's outing against OSU made him the 53rd 1,000-yard rusher in Texas history. He joined QB Sam Ehlinger, who also surpassed 1,000 yards in the win over the Cowboys, as active Longhorns with at least 1,000 career rushing yards.
- He logged his first career multi-TD game with two rushing touchdowns at Rice on Sept. 14.
- Ingram rushed for 708 yards on 142 attempts in his true freshman season last year. He had five total TDs and caught 27 passes for 170 yards.
- Last year, Ingram was just the 10th freshman, and seventh true freshman, with a 700-yard rushing season in school history. His 708 yards were the ninth-best by a true freshman in Texas history.
- Prior to Ingram doing so, the last Longhorn freshman with a 700-yard rushing season was Johnathan Gray in 2012, who finished with 701 yards on 149 attempts.

MOST RUSHING YARDS (SEASON - TRUE FRESHMEN)

Name	Yards	Year
1. Cedric Benson	1,053	2001
2. Ricky Williams	990	1995
3. Earl Campbell	928	1974
4. Jamaal Charles	878	2005
5. Malcolm Brown	779	2011
6. Keontay Ingram	708	2018

MOST 100-YD RUSHING GAMES (CAREER - ACTIVE LONGHORNS)

Name	Game(s)	Year
1. Keontay Ingram	4	2018-pr.
2. Sam Ehlinger	2	2017-pr.
Roschon Johnson	2	2019-pr.

RUNNING WITH ROSCHON

- Freshman QB/RB Roschon Johnson has racked up 758 all-purpose yards (600 rush/158 rec) on 140 touches (117 rush/23 rec) during his first year at Texas.
- In Big 12 games this season, Johnson rushed for 485 yards on 92 carries (5.3 ypc) and scored seven touchdowns.
- Johnson had two 100-yard games against Big 12 opponents on the ground, capped by a 23-carry, 105-yard performance against Texas Tech. He also scored three rushing touchdowns against the Red Raiders.



- During the final week of the regular season, Johnson, a true freshman, was the only Big 12 competitor to rush for more than 100 yards and more than one touchdown.
- Seven of Johnson's 23 carries (30.4%) resulted in either a first down or a touchdown for the Horns against Texas Tech.
- He averaged 7.4 yards per carry (5 carries, 37 yards) in Texas' win over No. 16 Kansas State.
- The true freshman opened the scoring for Texas in a 50-48 shootout win over Kansas, as he powered his way into the endzone from 14 yards out on the game's opening drive. Johnson finished with 46 yards on 11 carries against Kansas.
- Johnson continued to star in the 2019 AT&T Red River Showdown, rushing for 95 yards and a touchdown on eight carries. His 95 rushing yards were the most by a Longhorn true freshman against Oklahoma since Jamaal Charles in 2005.
- Against the Sooners, he covered 70 yards in three plays (9 rec/57 rush/4 rush) and scored a touchdown to knot the game at 10-10 in the second quarter.
- Johnson's Red River performance came one week after he rushed for 121 yards on 21 carries against West Virginia.
- His 121 yards are the most by a Texas running back since Chris Warren III ran for 166 against San Jose State on Sept. 9, 2017. It was his first career 100-yard game.
- He scored his first career touchdown on a 25-yard reception from QB Sam Ehlinger against Rice and then notched his first rushing touchdown against Oklahoma State one week later.
- Johnson, an early enrollee as a QB, converted to running back one week before the season opener against Louisiana Tech due to a slew of injuries to the Longhorn RBs during training camp.

MOST RUSHING YARDS (SEASON - TRUE FRESHMEN)

Name	Yards	Year
1. Cedric Benson	1,053	2001
2. Ricky Williams	990	1995
3. Earl Campbell	928	1974
4. Jamaal Charles	878	2005
5. Malcolm Brown	779	2011
6. Keontay Ingram	708	2018
7. Jonathan Gray	701	2012
8. Johnny "Lam" Jones	624	1976
9. Roschon Johnson	600	2019
10. Graylon Wyatt	590	1974
11. Butch Hadnot	541	1990

BREWER BREAKING OUT

- Junior TE Cade Brewer emerged as an offensive weapon for the Longhorns this season, but has missed time after suffering an ankle injury at TCU. He started the first eight games of the season, catching 10 passes for 149 yards and one touchdown.
- Brewer's 14.9 yards per reception ranks second among Longhorn receivers with at least 10 catches this season. He trails only Brennan Eagles, who has averaged 19.3 yards per reception, in that category.
- Brewer logged multiple catches in three games this season, highlighted by a three-catch, 71-yard day against Kansas on Oct. 19. The Texas TE caught a 51-yard pass from QB Sam Ehlinger in the fourth quarter that helped set up a go-ahead touchdown with less than three minutes remaining in the game.
- Brewer's three catches, 71 yards and 51-yard reception are all the best single-game marks of his three-year career.
- The Austin, Texas native also caught multiple passes against Oklahoma State and in the season opener vs. Louisiana Tech.

GAME NOTES

SHACKELFORD'S SUCCESS

- Texas senior OL Zach Shackelford has received numerous accolades during the 2019 season, including being named a finalist for the Senior CLASS Award, a semifinalist for the William V. Campbell Trophy and a watch list candidate for the Rimington Trophy, which honors the nation's top center.
- Shackelford is the third Longhorn to be named a finalist for the Senior CLASS Award. Colt McCoy (2009) and Emmanuel Acho (2011) are the other two.
- He earned first-team All-Big 12 honors this season, the second time in his career he has been recognized.
- Shackelford is one of six Longhorns that were elected as a 2019 team captain by their teammates.
- During his career, Shackelford has made 42 appearances and started 39 times. His 39 career starts are the most of any active Longhorn. He has started 21 consecutive games at center, including in all 12 of Texas' contests this season.

MOST GAMES STARTED (ACTIVE LONGHORNS)

Name	Career Starts (2019)	Years
1. Zach Shackelford, OL	39 (12)	2016-pr.
2. Brandon Jones, DB	35 (12)	2016-pr.
3. Sam Ehlinger, QB	32 (12)	2017-pr.
4. Devin Duvernay, WR	29 (12)	2016-pr.
5. Collin Johnson, WR	28 (6)	2016-pr.

COSMI MAKING HIS CASE

- Sophomore OL Samuel Cosmi was named to Pro Football Focus' Eckrich Team of the Week after a solid showing against Louisiana Tech in the season opener.
- Cosmi did not allow a QB pressure on 47 pass-blocking snaps against Louisiana Tech, according to PFF.
- The Humble, Texas native has played in all 26 possible games of his UT career and started in 25 of those.
- He earned honorable mention as the Big 12 Offensive Freshman of the Year in 2018 and again as the Offensive Lineman of the Year in 2019.

BIG-MAN TOUCHDOWN

- Against West Virginia, Texas OL Samuel Cosmi converted a 12-yard rushing touchdown - the first of his career. He is the first Texas OL with a rushing touchdown since UT's individual stats are available, beginning in 1947.
- Cosmi is just the third OL in Big 12 history to score a rushing touchdown as well. Ironically, in addition to Cosmi's score, Tom Herman also was the offensive coordinator at Iowa State in 2009 when he called the lateral play to OT Scott Haughton who scored from 12 yards out. Texas Tech G Casey Jones is the only other offensive lineman to rush for a TD in Big 12 history and he did it on a one-yard goal-line plunge in 1996.

TOUCHDOWNS BY TEXAS OL (SINCE 1947)

Name	Distance-Type	Opp. & Date
Samuel Cosmi	12-Rush	at WVU, 10/5/19
Luke Poehlmann	3-Catch	at Baylor, 12/3/11
Don Wilson	9-Catch	vs. SMU, 11/3/56
Harley Sewell	0-FR	vs. TCU, 11/17/51

TOUCHDOWNS BY BIG 12 OL (RUSHING)

Name (School)	Distance	Opp. & Date
Samuel Cosmi (UT)	12	at WVU, 10/5/19
Scott Haughton (ISU)	12	at MIZZ, 11/21/09
Casey Jones (TTU)	1	vs. ULL, 11/16/96

O-LINE CONTINUITY A KEY

- Texas started the same five on its offensive line in 11 games this season. After redshirt freshman Junior Angilau went down with an injury against No. 16 Kansas State, junior Denzel Okafor made his fifth career start, and first of 2019, at Iowa State.
- If you include the 32 starts Parker Braun made while at Georgia Tech, and Okafor's five career starts, the six Texas offensive linemen to start games this season have combined to make 151 career starts.
- Last year, Texas' starting offensive linemen missed just four combined games and the Horns used only three different starting combinations all season long.
- The continuity along the offensive line has been key in Texas' success and growth offensively after UT was forced to use eight different starting offensive line combinations in 13 games during the 2017 season.
- In 2019, UT's offense is averaging 468.2 ypg (172.0 rush/296.2 pass). In comparison, the Horns averaged 411.3 ypg (153.1 rush/258.2 pass) in 2018 and 398.5 ypg (139.6 rush/258.8 pass) in 2017.
- Last year, center Zach Shackelford was named first-team All-Big 12 by the AP and second-team by the coaches, while right tackle Samuel Cosmi was honorable mention as the Big 12's Offensive Freshman of the Year. Cosmi was also a freshman All-American.

LEADING FROM THE BACK

- Senior DB Brandon Jones has been a force for the Texas defense so far in 2019. He has racked up a team-high 86 tackles (7.2 pg), including 4.5 for a loss, broken up four passes, picked off two passes, forced one fumble and recovered one.
- Earned second-team All-Big 12 honors in 2019 from the league's head coaches.
- He is one of six team captains elected by their teammates for the 2019 season. Was also a semifinalist for the Lott IMPACT Trophy and is a semifinalist for the Jason Witten Collegiate Man of the Year Award in 2019.
- The senior led a UT defense that held a potent Oklahoma State offense to just three TDs on 14 possessions, forcing field goals on two drives that ended inside the Texas 10-yard line.
- Against OSU, Jones led a secondary that limited 2018 Biletnikoff Award finalist Tylan Wallace to just five catches for 83 yards. The Horns held Wallace to just two catches for 17 yards in the second half. Wallace had 10 catches for 298 yards and four TDs in his previous two games.
- Jones missed four games last season, however he still finished fourth on the team in total tackles with 70 and led the team in tackles per game (7.0 pg). He was also second on the team with two interceptions and still earned honorable mention All-Big 12 honors.

JONES A TACKLING MACHINE

- Brandon Jones, who had 70 tackles and earned honorable mention All-Big 12 honors a season ago, is the first Longhorn to log at least 70 tackles in consecutive seasons since Steve Edmond did so from 2012-14.
- He posted a career-high 12 tackles (11 solo) during Texas' 49-24 win over Texas Tech in his last game at Darrell K Royal-Texas Memorial Stadium.
- Jones tied for the team lead with nine tackles against Iowa State. It was his third game with at least nine tackles in his last four outings.
- In Texas' come-from-behind win over No. 16 Kansas State, Jones logged a team-high six tackles, one tackle for loss and forced a fumble that was recovered by DL Moro Ojomo.

- Jones also returned a K-State punt 53 yards - a career long - to set up a Texas TD drive early in the fourth quarter. It was the longest punt return by a Longhorn since D'Shawn Jamison's 90-yard touchdown, which also came against Kansas State, on Sept. 30, 2018 (18 games).
- He helped lead a UT defense that held K-State to just three points on its final seven possession where the offense saw the field.
- Led a Texas secondary that limited K-State QB Skylar Thompson to just 36 yards on 4-of-10 passing in the second half.
- Played a key role in helping the Longhorns hold K-State to 51 rushing yards on 26 carries (2.0 ypc). Entering the game, the Wildcats had rushed for 555 yards (277.5 ypg) and 11 touchdowns in their previous two outings.
- The senior notched a career-high 11 tackles, and picked off his second pass of the season, at TCU. It was Jones' second-straight outing with double-digit tackles.
- Jones logged 10 total tackles, all of them unassisted, against Kansas the week prior.
- The Longhorn captain made five tackles against No. 6 Oklahoma and intercepted a pass, marking the second-straight year that Jones has picked off a pass in the AT&T Red River Showdown.
- Jones logged seven tackles, including six solo stops, against Oklahoma State. He tied his career high with two tackles for loss and broke up a career-best two passes.
- On opening weekend, Jones logged seven tackles - the third-most by a Longhorn against Louisiana Tech. He followed it up with six tackles and his first sack of the season against LSU the following week.

STRONG AND STERN(S)

- Sophomore DB Caden Sterns has been an impact performer in 2019, racking up 50 tackles, highlighted by a career-high 12 vs. Oklahoma State. Sterns missed four games (at WVU, vs. OU, KU, at TCU) due to injury, but returned to action with a five-tackle outing against No. 16 Kansas State on Nov. 9.
- Sterns bagged six tackles at No. 13 Baylor on Nov. 23, his second-best output since returning from injury.
- He notched eight tackles, his first sack of the season, and two tackles for loss on the road against Iowa State.
- Sterns was named the Big 12 Conference Defensive Freshman of the Year in 2018. He was the seventh Longhorn to earn Big 12 Defensive Freshman of the Year honors, joining Cory Redding (1999), Derrick Johnson (2001), Rodrique Wright (2002), Brian Orakpo (2005), Quandre Diggs (2011) and Malik Jefferson (2015).
- Sterns started all 13 games in which he played (missing only the Sugar Bowl due to injury), becoming the first UT true freshman DB since Blake Gideon (13 starts) in 2008 to start the first 13 games of his career.
- He had 62 tackles (three TFL), four interceptions, four pass breakups and a blocked FG in 2018.
- He had two interceptions against TCU and was named Thorpe Award Player of the Week, as well as Big 12 Newcomer of the Week, for his effort.
- He also had interceptions against Tulsa and Baylor, while his blocked field goal against USC was returned for a touchdown by Anthony Wheeler.
- He was the first true freshman at UT with two interceptions in a game since DeShon Elliott (2015) and just the third ever (Chris Carter, 1993).

MOST INTERCEPTIONS (TRUE FRESHMEN)

Year	INT	Player
2018	4	Caden Sterns
2011	4	Quandre Diggs
1993	4	Chris Carter

GAME NOTES

TEXAS IN THE RANKINGS

2017 WEEK-BY-WEEK RANKINGS

WEEK	AP	COACHES	CFP
Preseason	23	23	N/A
Week 2	NR	RV	N/A
Week 3	NR	NR	N/A
Week 4	NR	NR	N/A
Week 5	NR	NR	N/A
Week 6	NR	NR	N/A
Week 7	NR	RV	N/A
Week 8	NR	NR	N/A
Week 9	NR	NR	N/A
Week 10	NR	NR	NR
Week 11	NR	NR	NR
Week 12	NR	NR	NR
Week 13	NR	NR	NR
Week 14	NR	NR	NR
Week 15	NR	NR	NR
Final	NR	NR	N/A

2018 WEEK-BY-WEEK RANKINGS

WEEK	AP	COACHES	CFP
Preseason	23	21	N/A
Week 2	NR	NR	N/A
Week 3	NR	NR	N/A
Week 4	RV	RV	N/A
Week 5	18	22	N/A
Week 6	19	20	N/A
Week 7	9	14	N/A
Week 8	7	8	N/A
Week 9	6	7	N/A
Week 10	15	15	17
Week 11	15	19	19
Week 12	13	14	15
Week 13	11	11	14
Week 14	9	9	14
Week 15	14	14	15
Final	9	9	N/A

2019 WEEK-BY-WEEK RANKINGS

WEEK	AP	COACHES	CFP
Preseason	10	10	N/A
Week 2	9	9	N/A
Week 3	12	13	N/A
Week 4	12	13	N/A
Week 5	11	12	N/A
Week 6	11	12	N/A
Week 7	11	11	N/A
Week 8	15	15	N/A
Week 9	15	15	N/A
Week 10	RV	24	N/A
Week 11	RV	RV	NR
Week 12	22	23	19
Week 13	RV	NR	NR
Week 14	NR	NR	NR
Week 15	NR	NR	NR
Final	-	-	N/A

RETURN OF ROACH

- Senior DL Malcolm Roach made his 46th career appearance for the Longhorns against No. 13 Baylor. He has made 22 starts in his career.
- Roach, one of six team captains elected by their teammates for the 2019 season, has been routinely praised by head coach Tom Herman in recent weeks for his leadership within the locker room.
- This season, Roach has logged 36 total tackles, 7.5 tackles for loss, two sacks and one quarterback hurry. He also blocked a PAT against Kansas, which was recovered and returned by D'Shawn Jamison for a defensive two-point conversion in the fourth quarter of a 50-48 win.
- In his final game at Darrell K Royal-Texas Memorial Stadium, Roach racked up four tackles, two tackles for loss and one sack. His two TFLs led the team against Texas Tech.
- Roach's pressure off the edge kept Texas Tech's rushing attack in check, as the Red Raiders managed just 71 yards on the ground against the Longhorns.
- Played a key role in helping the Longhorns hold K-State to 51 rushing yards on 26 carries (2.0 ypc). Entering the game, the Wildcats had rushed for 555 yards (277.5 ypg) and 11 touchdowns in their previous two outings.
- In his best outing of the season, Roach notched five total tackles, four TFLs, and his first sack of the season at TCU. He is the second Longhorn to record four TFLs in a game during Tom Herman's tenure as head coach (4.0 - Gary Johnson vs. USC, 2018).
- Roach started the first three games of 2018 against Maryland, Tulsa and USC before a foot injury sidelined him for five games. He made his return against West Virginia and finished the season strong with at least four tackles in each of the last three games against Kansas, No. 5 Oklahoma in the Big 12 Championship Game, and No. 5 Georgia in the Allstate Sugar Bowl.
- Prior to the 2018 season, Roach played in all 25 games (13 in 2017/12 in 2016) with a total of eight starts (three in 2017/ five in 2016).

OSSAI'S ASCENT

- Sophomore LB Joseph Ossai has amassed 81 tackles, including 56 solo stops, and leads the team with nine quarterback hurries this year. He also has notched 7.5 tackles for loss, two sacks, intercepted two passes, forced a fumble and blocked a kick.
- Ossai made eight tackles, including seven solo stops, at No. 13 Baylor to mark his seventh game with at least eight tackles in his last eight outings.
- The sophomore made nine tackles, one shy of his career high, on the road against Iowa State one week prior to the Longhorns' trip to Baylor.
- Ossai bagged five tackles against No. 16 Kansas State, marking the eighth time in nine games that the sophomore has made at least five tackles.
- Played a key role in helping the Longhorns hold K-State to 51 rushing yards on 26 carries (2.0 ypc). Entering the game, the Wildcats had rushed for 555 yards (277.5 ypg) and 11 touchdowns in their previous two outings.
- The rising LB logged a career-high 10 tackles at TCU. It was his fifth-straight outing with at least eight tackles.
- Ossai blocked a Kansas field goal try on Oct. 19, the first block his career. He also logged eight tackles against KU.
- Ossai had eight tackles, including six solo stops, one tackle for loss and three quarterback hurries against No. 6 Oklahoma in the 2019 AT&T Red River Showdown.
- He also posted eight tackles versus Oklahoma State and at West Virginia. Ossai has made at least five tackles in six games this season.

- Ossai has recorded eight-plus tackles on six occasions in his career. The first was an eight-tackle performance in the 2019 Allstate Sugar Bowl vs. No. 5 Georgia last season.
- He is the sixth Longhorn in the last 20 seasons to record make at least eight tackles on seven-or-more occasions in a season.
- Last season, Ossai had 20 tackles (13 solo) with a sack and a forced fumble. He capped his freshman season by registering a career-high eight tackles in UT's Allstate Sugar Bowl win over No. 5 Georgia.

MOST GAMES WITH 8+ TACKLES (SINCE 2000)

Name	Games	Year
1. Emmanuel Acho	9	2011
2. Jordan Hicks	8	2014
Malik Jefferson	8	2017
4. Joseph Ossai	7	2019
Steve Edmond	7	2014
Michael Griffin	7	2005

BLOCKED KICKS

- Joseph Ossai and Malcolm Roach blocked Texas' first two kicks of the 2019 season on Oct. 19 vs. Kansas. The Horns are tied for 13th nationally, and are second in the Big 12, in blocked kicks this season.
- Since Tom Herman's arrival on the Forty Acres, Texas has blocked five total kicks.
- A look at the Longhorns' blocked kicks under Herman:

BLOCKED KICKS SINCE 2017

Player	Type	Opp. & Date
Poona Ford	FG	Maryland, 9/2/2017
Lorenzo Joe	Punt	at TCU, 11/4/2017
Caden Sterns	FG	USC, 9/15/2018
Joseph Ossai	FG	KU, 10/19/2019
Malcolm Roach	PAT	KU, 10/19/2019

CHRIS BROWN'S COMING OUT PARTY

- Junior DB Chris Brown has been an instrumental part of Texas' success in the secondary this season. He has logged 46 tackles (37 solo), three tackles for loss, two pass breakups and one sack.
- Brown's 46 tackles are the fourth-most by a Longhorn this season. His tally comes despite missing three games (Kansas, at TCU, No. 16 Kansas State) with an injury.
- Since returning from injury, Brown has logged at least six tackles in all three of Texas' games, including a career-high nine stops, all unassisted, against Texas Tech on Nov. 29.

DYNAMIC DEMARVION

- Sophomore DB DeMarvion Overshown has recorded 18 total tackles (17 solo), seven tackles for loss, two sacks, three pass breakups and intercepted one pass in just seven appearances this season.
- Overshown missed five of Texas' regular season games due to injury.
- He has played in each of Texas' last three contests, logging 12 total tackles, four tackles for loss, two pass breakups and forcing a fumble in that stretch.
- He tied his season high with five tackles at No. 13 Baylor on Nov. 23, and then logged four tackles against Texas Tech one week later. His four tackles were tied for the third-most by a Longhorn against the Red Raiders
- Overshown made his first career start against Kansas on Oct. 19.

GAME NOTES

BIMAGE BREAK OUT

- Junior DL Marqez Bimage produced a breakout performance against Texas Tech in the regular-season finale on Nov. 29.
- Against the Red Raiders, he logged two total tackles, one sack, one tackle for loss, forced a fumble, recovered a fumble, broke up one pass and was credited with one quarterback hurry.
- He is only the fourth Longhorn over the last 20 seasons to record a sack, forced fumble and fumble recovery in the same game.
- Jackson Jeffcoat (2013 at West Virginia), Cedric Reed (2013 at West Virginia) and Frank Okam (2007 vs. Nebraska) are the other three.
- Bimage is the only one of the four to also record a pass breakup in the same game.
- Bimage has logged 12 total tackles, two tackles for loss, two pass breakups and two quarterback hurries this season.

JAMISON IN RAREFIED AIR

- Sophomore DB D'Shawn Jamison became the fifth Longhorn to return both a punt and a kickoff for a touchdown in his career when he returned a Rice kickoff 98 yards late in the fourth quarter of a 48-13 win at NRG Stadium on Sept. 14.
- Jamison previously recorded a 90-yard punt return touchdown at Kansas State on Sept. 29, 2018.
- He joined Raymond Clayborn, Quan Cosby, Jordan Shipley and Selvin Young as the only Longhorns to return both a punt and kickoff for a touchdown in UT history.
- The sophomore defensive back also continued to flash his return skills against Kansas on Oct. 19, when he recovered a blocked PAT and returned it 90-plus yards for a defensive two-point conversion.
- Earlier in the season against West Virginia, Jamison picked off two passes and logged four tackles. Jamison is the fourth Longhorn to intercept two passes in a game during Tom Herman's tenure as head coach (DeShon Elliott, twice; Antwan Davis; Caden Sterns).
- He bagged his team-leading third interception of the season at Iowa State. Jamison also made a career-high nine tackles.
- Along with his three interceptions, Jamison has tallied 35 total tackles, 3.5 tackles for loss and one forced fumble.
- Jamison has started eight games for the Longhorns as a defensive back in 2019.

NON-OFFENSIVE TOUCHDOWNS

- D'Shawn Jamison's 98-yard kickoff return for a touchdown against Rice was the first kickoff return for a touchdown by a Longhorn since D.J. Monroe in 2012.
- Texas scored two non-offensive touchdowns in 2018. Anthony Wheeler had a 46-yard FG block return against USC while D'Shawn Jamison had a 90-yard punt return against K-State.
- UT finished 2017 with eight non-offensive touchdowns, tied for the most in the country. It was their most since registering 11 in 2009.

Year	Touchdowns
2019.....	1 (KR)
2018.....	2 (FG Block, PR)
2017.....	8 (5 INT, PR, FR, FG Block)
2016.....	None
2015.....	4 (2 FR, INT, PR)
2014.....	2 (2 INT)
2013.....	3 (INT, FR, PR)
2012.....	3 (2 INT, FR)
2011.....	4 (2 KR, INT, PR Block)
2010.....	2 (INT, FR)
2009.....	11 (4 INT, 4 PR, 3 KR)

DICKER THE KICKER

- Sophomore K Cameron Dicker has made 31 of his 42 career field goal attempts. He is 13-for-17 (76%) on field goal tries in 2019. His 18 makes in 2018 were the most by a freshman in UT history.
- He sent a 48-yard kick sailing through the uprights as time expired at the end of the first half against No. 13 Baylor on Nov. 23. His long-range kick put Texas on the board against the Bears and helped close the Longhorns' deficit to just four points at halftime.
- Dicker converted on two field goals, including the game-winning 26-yard try as time expired, to help lift Texas to a 27-24 win over No. 16 Kansas State.
- It was the Longhorns' second-straight outing at Darrell K Royal-Texas Memorial Stadium that Dicker capped with a game-winning field goal as time-expired.
- He also did so with a 33-yard effort against Kansas to give the Horns a 50-48 win.
- Dicker is the only player in Texas history to record two walk-off plays during their career, both of which have come this season.
- The sophomore's clutch kick against K-State marked his third career game-winning field goal. His first was a 40-yard effort with nine seconds left that gave Texas a 48-45 win over No. 7 Oklahoma in the 2018 AT&T Red River Showdown.
- Dicker made both of his field goal tries against No. 6 Oklahoma in this year's edition AT&T Red River Showdown.
- He booted a 57-yard field goal against Rice on Sept. 14. It was the longest made kick by a Longhorn since Jeff Ward's 57-yarder at Texas A&M on Nov. 28, 1985.
- It is also tied for the longest field goal in the FBS this season. Illinois' James McCourt and Penn State's Jordan Stout both also made 57-yard tries on Sept. 14.


CLUTCH KICKS SINCE 1995

- Cameron Dicker, a sophomore from Austin, nailed a 26-yard field goal as time expired to give the Longhorns a 27-24 win over No. 16 Kansas State on Nov. 9 in Austin.
- A listing of Texas' 'clutch kicks' since 1995 is below:
- Cameron Dicker 26-yarder as time expired to beat No. 16/20/22 Kansas State, 27-24 (Nov. 9, 2019).
- Cameron Dicker 33-yarder as time expired to beat Kansas, 50-48 (Oct. 19, 2019).
- Cameron Dicker 40-yarder with nine seconds left to beat No. 7/5 Oklahoma, 48-45, in the AT&T Red River Showdown (Oct. 6, 2018).
- Trent Domingue 39-yarder with 46 seconds left to beat No. 8/6 Baylor, 35-34 (Oct. 29, 2016)
- Nick Rose 21-yarder with 3 seconds left to beat Iowa State, 48-45 (Oct. 18, 2014)
- Justin Tucker 40-yarder as time expires to win at Texas A&M, 27-25 (Nov. 24, 2011)
- Hunter Lawrence 46-yarder as time expires to beat No. 21/20 Nebraska, 13-12, in Big 12 title game (Dec. 5, 2009)
- Ryan Bailey 40-yarder as time expires to win at Oklahoma State, 38-35 (Nov. 3, 2007)
- Ryan Bailey 22-yarder with 23 seconds left to win at No. 17/16 Nebraska, 22-20 (Oct. 21, 2006)
- Dusty Mangum 37-yarder as time expires to beat No. 13/12 Michigan, 38-37, in Rose Bowl (Jan. 1, 2005)
- Kris Stockton 18-yarder as time expires at Iowa State for 44-41 win (Oct. 30, 1999)
- Kris Stockton 24-yarder with 5 seconds left to beat No. 6/6 Texas A&M, 26-24 (Nov. 27, 1998)
- Kris Stockton 29-yarder with 3 seconds left to beat Oklahoma State, 37-34 (Nov. 7, 1998)
- Phil Dawson 50-yarder as time expires to beat No. 14/15 Virginia, 17-16 (Oct. 21, 1995)

TEXAS' LAST-SECOND VICTORIES

- Sophomore K Cameron Dicker booted a 26-yard field goal through the uprights as time expired to lift Texas to 27-24 win over No. 16 Kansas State on Nov. 9. It was the ninth last-second win in UT history, and the second this season.
- A look at the full list of Texas' game-winning plays as time expired:
- Brett Stafford to Tony Jones.....Pass (18) 16-14 win over No. 15 Arkansas.....1987
- Phil Dawson.....50-yd FG 17-16 win over No. 14 Virginia.....1995
- Kris Stockton.....18-yd FG 44-41 win over Iowa State.....1999
- Dusty Mangum.....37-yd FG 38-37 win over Michigan.....2004
- Ryan Bailey.....40-yd FG 38-35 win over Oklahoma State.....2007
- Hunter Lawrence.....46-yd FG 13-12 win over No. 21 Nebraska.....2009
- Justin Tucker.....40-yd FG 27-25 win over Texas A&M.....2011
- **Cameron Dicker33-yd FG 50-48 win over Kansas2019**
- **Cameron Dicker26-yd FG 27-24 win over No. 16 Kansas State2019**

*Cameron Dicker's game-winning field goals came in consecutive home games. Before UT's last-second wins over Kansas and No. 16 Kansas State, the Longhorns had won only three of their first 675 home contests all-time on the game's final play, per ESPN Stats & Info.



GAME NOTES

WINNINGEST PROGRAMS

BY VICTORY

RK	TEAM	W	L	T	PCT	YEARS
1.	Michigan	962	345	36	0.730	141
2.	Ohio State	923	325	53	0.729	130
3.	TEXAS	915	375	33	0.705	127
	Alabama	915	331	43	0.727	128
5.	Oklahoma	912	326	53	0.726	125
6.	Notre Dame	909	327	42	0.727	133
7.	Nebraska	905	395	40	0.692	130
8.	Penn State	897	393	41	0.689	133
9.	USC	848	350	54	0.698	132
10.	Tennessee	845	395	53	0.674	129

BY WINNING PERCENTAGE

RK	TEAM	W	L	T	PCT	YEARS
1.	Michigan	962	345	36	0.730	141
2.	Boise State	459	169	2	0.729	52
3.	Ohio State	923	325	53	0.729	130
4.	Notre Dame	909	327	42	0.727	133
5.	Alabama	915	331	43	0.727	128
6.	Oklahoma	912	326	53	0.726	125
7.	TEXAS	915	375	33	0.705	127
8.	USC	848	350	54	0.698	132
9.	Nebraska	905	395	40	0.692	130
10.	Penn State	897	393	41	0.689	133

MILESTONE VICTORIES

WIN	DATE	OPPONENT	SCORE
50	11/28/1901	Texas A&M	32-0
100	10/29/1910	Auburn	9-0
150	11/3/1918	Ream Flying Field	26-2
200	10/24/1925	Rice	27-6
250	10/28/1933	Rice	18-0
300	10/16/1943	Arkansas	34-0
350	11/24/1949	at Texas A&M	42-14
400	9/26/1958	at Tulane	21-20
450	11/28/1963	at Texas A&M	15-13
500	1/1/1970	vs. Notre Dame ^	21-17
550	10/25/1975	Rice	41-9
600	10/24/1981	at SMU	9-7
650	11/14/1987	TCU	24-21
700	10/21/1995	Virginia	17-16
750	10/20/2001	Colorado	41-7
800	1/4/2006	vs. USC !	41-38
850	11/20/2010	Florida Atlantic	51-17
900	9/15/2018	USC	37-14

^ Cotton Bowl

! Rose Bowl/BCS National Championship Game

YOUNG GUNS SHOWING OUT

- A number of Texas underclassmen have played key roles for UT in the early goings of the 2019 season.
- Sophomore DB Caden Sterns was tied for the team lead with 29 total tackles after four weeks before missing time due to an injury.
- Sophomore RB Keaontay Ingram has compiled 961 yards from scrimmage and scored eight touchdowns. He rushed for a career-high 139 yards against No. 16 Kansas State.
- Sophomore WR Brennan Eagles leads the Longhorns with 17.3 yards per reception. His six receiving TDs are the second-most by a Longhorn this year.
- Sophomore LB Joseph Ossai is one of two Longhorns with more than 80 tackles in 2019 and leads the team with nine quarterback hurries. He also is tied for the team lead in forced fumbles and blocked kicks.
- Sophomore DB B.J. Foster registered a career-high eight tackles and a sack against No. 6 LSU.
- Sophomore DB DeMarvion Overshown registered his first career interception and first career sack against Louisiana Tech on Aug. 31.
- Sophomore DB Montrell Estell made his first career start in the win over Oklahoma State. He logged a career-high eight tackles and snagged his first career interception.
- Sophomore DB D'Shawn Jamison returned a kickoff 98 yards for a touchdown against Rice and intercepted two passes during a road win at West Virginia.
- Freshman WR Jake Smith is tied for the fifth-most receiving TDs among FBS freshman this season.
- Freshman QB Casey Thompson rushed for his first career touchdown against Louisiana Tech. He completed 5-of-7 passes for 59 yards against Rice.
- Freshman DL Keondre Coburn, freshman LB Ayodele Adeoye and sophomore LB Juwan Mitchell all recorded their first career sacks against Rice on Sept. 14.
- Freshman WR Malcolm Epps made his first career start and set career highs with four catches for 53 yards against Rice on Sept. 14.
- True freshman QB/RB Roschon Johnson has rushed for 600 yards this season, the ninth UT true freshman to do so.

FIRST TIMERS

- Twelve Longhorns have made their first career starts this season.
- OL Junior Angilau, OL Parker Braun, DL Keondre Coburn, LB Ayodele Adeoye and DB Jalen Green all started against Louisiana Tech. WR Malcolm Epps started at Rice.
- Sophomore DB Montrell Estell started for the first time in his career against Oklahoma State on Sept. 21.
- DB DeMarvion Overshown, LB David Gbenda and DL Moro Ojomo all started against Kansas.
- DB Tyler Owens started at safety at TCU.
- TE Jared Wiley started at No. 13 Baylor.
- Twenty-two Longhorns played in their first career games through the first three weeks of the season, including 15 true freshmen.
- The following true freshmen made their collegiate debuts vs. Louisiana Tech: DB Chris Adimora, LB Jett Bush, LB Luke Brockermeyer, LB David Gbenda, QB/RB Roschon Johnson, DB Tyler Owens, WR Jake Smith, DL T'Vondre Sweat, LB Marcus Tillman, Jr., WR Marcus Washington, DB Kenyatta Watson II, RB Jordan Whittington and TE Jared Wiley.
- The following redshirt freshmen played in their first career game vs. the Bulldogs: OL Junior Angilau, DL Daniel Carson, OL Rafiti Ghirmai, OL Christian Jones, QB Casey Thompson and WR Al'Vonte Woodard.
- WR Kennedy Lewis, TE Brayden Liebrock and LB Byron Vaughns all made their collegiate debuts against Rice.

WALK-ONS PUT ON SCHOLARSHIP

- A pair of Texas LBs, Cort Jaquess and Russell Hine, both were awarded scholarships on Aug. 14 during a team meeting. Jaquess' father, Jay, played DE and was a three-year Letterman from 1986-88 at UT.
- Justin Mader and Mason Ramirez were both also put on scholarship during preseason training camp.
- On Sept. 29, LB Luke Brockermeyer and DB Hank Coutoumanos were both awarded scholarships during a team meeting. Brockermeyer's father, Blake, was an All-American OL at Texas in 1994, and his father, Kay, was an OL on the 1959 squad.

REDSHIRTS UNDER TOM HERMAN

- Head coach Tom Herman and staff have used redshirts to their advantage over the past two seasons, as 38 Longhorns have preserved a year of eligibility during Herman's tenure.
- A look at the scholarship players who have redshirted during Herman's first two seasons on the Forty Acres:

Kobe Boyce, DB	2017
Samuel Cosmi, OL	2017
Rob Cummins, DL	2017
Montrell Estell, DB	2017
Reese Leitao, TE	2017
Jordan Pouncey, WR	2017
Ayodele Adeoye, LB	2018
Junior Angilau, OL	2018
John Burt, WR	2018
Daniel Carson, DL	2018
Jamari Chisholm, DL	2018
Keondre Coburn, DL	2018
Malcolm Epps, WR	2018
Rafiti Ghirmai, OL	2018
Christian Jones, OL	2018
Reese Moore, OL	2018
Moro Ojomo, DL	2018
Denzel Okafor, OL	2018
Casey Thompson, QB	2018
Byron Vaughns, LB	2018
Al'Vonte Woodard, WR	2018

TEXAS' INJURIES THE 2019 SEASON

- A look at the Longhorns who have missed time this season due to injury, and the number of games that they have missed:

Name, Position	Injury	Games
Jordan Whittington, RB	Groin	*11
Josh Thompson, DB	Foot	*8
Marcus Tillman Jr., LB	Knee	^*8
Collin Johnson, WR	Hamstring	*6
DeMarvion Overshown, DB	Back/Shoulder	5
Jalen Green, DB	Shoulder	!4
B.J. Foster, DB	Hamstring/Shoulder/Neck	*4
Kirk Johnson, RB	Shoulder	4
Caden Sterns, DB	Knee	4
Cade Brewer, TE	Ankle	*4.5
Jeffrey McCulloch, LB	Shoulder	3.5
Chris Brown, DB	Forearm	3
Daniel Young, RB	Ankle	2
Anthony Cook, DB	Knee	*2
Juwan Mitchell, LB	Hamstring	*1
Keaontay Ingram, RB	Ankle	*1

*Missed last game at Baylor due to injury

! Missed first half at Iowa State due to targeting suspension

^Will miss remainder of 2019 season

GAME NOTES

HONORING A LONGHORN LEGEND IN 2019

- The Longhorns will honor legendary running back Cedric Benson by wearing his number 32 decal on their helmets in his honor.
- Benson, the 2004 Doak Walker Award and eight-year NFL veteran, passed away in a motorcycle accident on Sat., Aug. 17 in Austin. He was 36 just years old.
- After Benson's passing, Mayor Steve Adler proclaimed Aug. 22, 2019, as 'Cedric Benson Day' in Austin.
- Prior to the Longhorns' practice on Saturday, Aug. 24, the team honored Benson with a prayer and moment of silence. UT also held a moment of silence prior to the start of its game against Louisiana Tech.
- Benson's funeral service was held in Austin on Sat., Aug. 24 and his body was laid to rest in the Texas State Cemetery on the morning of Monday, Aug. 26. The Texas State Cemetery is the final resting place of Governors, Senators, Legislators, Congressmen, Judges and other legendary Texans who have made the state what it is today.
- A four-year starter who was the first freshman in Longhorn history to rush for 1,000 yards, Benson played at Texas from 2001-04 and his 5,540 yards rank second only to Heisman Trophy winner Ricky Williams in UT history and are ninth-best in NCAA history.
- He scored 64 career rushing touchdowns (No. 9 on the NCAA all-time list), earned first-team All-America honors and won the Doak Walker award, given to the nation's top running back, as a senior in 2004.
- His first career start came at Oklahoma State as a freshman, he rushed for 131 yards and proceeded to register a UT freshman record five straight 100-yard games. He would go on to run for at least 100 yards 25 times (No. 2 in UT history) during his illustrious Longhorn career.
- Benson was the only player in school history to rush for at least 1,000 yards in four seasons, something only five other players in NCAA history had done when he accomplished that feat. His UT record 1,112 career carries were a shining example of his willingness to put the Longhorns on his back and carry them to victory.
- Inducted into the Texas Athletics Hall of Honor in 2014, he helped the Longhorns post a 43-8 record in his four seasons on the Forty Acres. That record includes a 3-1 mark in bowl games, three 11-win campaigns, and at least 10 wins all four years. UT finished the year ranked in the top six three times, earning a No. 5 ranking in the final AP Poll in 2001 and 2004.
- A look at the helmet sticker the Longhorns have worn to honor Benson during the 2019 season:



2019 ACADEMIC ALL-BIG 12

- Twenty-one Longhorns earned Academic All-Big 12 honors in 2019, with 16 collecting first-team recognition
- Texas' 16 first-team honorees was its most since also having 16 in 2009. The 2008 Longhorns hold the school record with 17 Academic All-Big 12 First Team selection.s
- The 16 first-team honorees were TE Cade Brewer, P Ryan Bujcevski, K Cameron Dicker, WR Devin Duvernay, QB Sam Ehlinger, LB Russell Hine, OL Tope Imade, LB Cort Jaquess, WR Collin Johnson, OL Derek Kerstetter, DS Justin Mader, K/P Chris Naggar, DL Moro Ojomo, LB Joseph Ossai, OL Zach Shackelford and DB Caden Sterns.
- The first second-team honorees were DL Keondre Coburn, DB Brandon Jones, TE Reese Leitao, LB Jeffrey McCulloch and DB DeMarvion Overshown.
- First team members consist of those who have maintained a 3.20 or better GPA while the second team selections hold a 3.00 to 3.19 GPA.
- To qualify, student-athletes must maintain a 3.00 GPA or higher either cumulative or the two previous semesters and must have participated in 20 percent of their team's scheduled contests. Freshmen and transfers are not eligible in their first year of academic residence.
- Senior student-athletes who have participated for a minimum of two years and meet all the criteria except percent of participation are also eligible.

THE EYES OF THE NATION ARE UPON YOU

- Four of Texas' games in 2019 have garnered huge regular season television audiences. ABC's featured telecast, "Saturday Night Football", has broadcasted both the LSU and Oklahoma State games and brought in ABC/ESPN's largest viewership for that weekend in each of those games. When totaled with an Oct. 5 matchup at West Virginia, UT's three games on ABC this season have recorded a combined 15.7 million viewers.
- Dating back to 2018, the Longhorns have had nine games pull in audiences of three million or more viewers. Including an audience of 13.3 million tuning in to the AllState Sugar Bowl (ESPN) and 10.3 million viewers watching the Big 12 Championship game (ABC), those nine games over the past two seasons have tallied a total of 58.7 million viewers. Six of those nine broadcasts were the network broadcasted the games top rated game of the weekend.

TEXAS' TOP-RATED TV BROADCASTS (SINCE 2018)

Date	Game (Network)	TV Households
10/12/19:vs. Oklahoma (FOX)	7.2 million*
10/5/19:at West Virginia (ABC)	3.2 million
9/21/19:Oklahoma State (ABC)	3.8 million*
9/7/19:LSU (ABC)	8.7 million*
1/1/19:vs. Georgia (ESPN)	13.3 million
12/1/18:vs. Oklahoma (ABC)	10.3 million
10/27/18:at Oklahoma State (ABC)	3.6 million*
10/6/18:vs. Oklahoma (FOX)	5.6 million*
9/15/18:USC (FOX)	3 million*

LONGHORNS IN THE NFL

ACTIVE	TEAM
Calvin Anderson	Denver Broncos
Andrew Beck	Denver Broncos
Kris Boyd	Minnesota Vikings
Malcolm Brown	Los Angeles Rams
Malcom Brown	New Orleans Saints
Michael Dickson	Seattle Seahawks
Quandre Diggs	Seattle Seahawks
DeShon Elliott	Baltimore Ravens
Poona Ford	Seattle Seahawks
Marquise Goodwin	San Francisco 49ers
Jordan Hicks	Arizona Cardinals
Holton Hill	Minnesota Vikings
Lil'Jordan Humphrey	New Orleans Saints
Trey Hopkins	Cincinnati Bengals
Malik Jefferson	Cleveland Browns
Marcus Johnson	Indianapolis Colts
P.J. Locke III	Denver Broncos
Colt McCoy	Washington Redskins
Alex Okafor	Kansas City Chiefs
Charles Omenihu	Houston Texans
Adrian Phillips	Los Angeles Chargers
Hassan Ridgeway	Philadelphia Eagles
Geoff Swaim	Jacksonville Jaguars
Tyrone Swoopes	Seattle Seahaawks
Earl Thomas	Baltimore Ravens
Justin Tucker	Baltimore Ravens
Kenny Vaccaro	Tennessee Titans
Connor Williams	Dallas Cowboys

HEAD COACHES	TEAM
Kyle Shanahan	San Francisco 49ers

ASSISTANT COACHES	TEAM
Jerry Gray	Minnesota Vikings
Richard Hightower	San Francisco 49ers



HEAD COACH TOM HERMAN

TOM HERMAN



HEAD COACH



A Texas Ex and former University of Texas graduate assistant with deep ties to the state of Texas, Tom Herman was named the 30th Head Football Coach at The University of Texas on Nov. 26, 2016. He is wrapping up his third season at UT in 2019 and his fifth season overall as a head coach.

He has amassed 24 wins at Texas so far, the third-most by a head coach in his first three seasons at UT.

Herman led the Longhorns to a 7-5 mark in 2019, marking his third-straight winning season at the helm in Austin. The Texas head coach has led his teams to bowl games in all three seasons at UT and in all five seasons overall as a head coach. Nine Longhorns earned All-Big 12 recognition under Herman in 2019, with WR Devin Duvernay and OL Zach Shackelford both collecting first-team honors. DB Brandon Jones and OL Samuel Cosmi both were named second-team performers.

QB Sam Ehlinger became only the third Longhorn to surpass 4,000 yards of total offense in a season, joining Longhorn Legends Vince Young (2005) and Colt McCoy (2008) in that exclusive club. Ehlinger has totaled 35 touchdowns so far in 2019, the fourth-most in school history. The offense ranked 18th nationally in scoring offense, 15th in total offense and converted third downs at the ninth-best rate of any team in the FBS. Texas surrendered the fewest turnovers of any Big 12 team. The Horns also were a top-10 team offensively in the red zone. On defense, the Longhorns stuffed opponents on fourth down and turned opponents over 19 times. UT's plus-six turnover margin ranked 25th nationally and the Longhorns were a top-30 team in the country defensively on fourth downs.

In 2018, Herman led his Longhorns to a 10-4 mark, Sugar Bowl victory and a Big 12 Championship Game appearance in just his second season at the helm. The 2019 Allstate Sugar Bowl marked Herman's second appearance in a NY6 Bowl Game in just four seasons. DE Charles Omenihu was named Big 12 Defensive Lineman of the Year, while S Caden Sterns was UT's seventh all-time Big 12 Defensive Freshman of the Year. In total, 18 Longhorns garnered All-Big 12 recognition, including four on the first team. In all, 10 players went on to an NFL opportunity, including draft picks Omenihu and CB Kris Boyd.

QB Sam Ehlinger became the only player in UT history to pass for at least 25 touchdowns and rush for at least 15 in a season, while the Longhorns controlled the ball and kept it secure in 2018. The offense ranked 22nd in the nation in time of possession despite playing in the fast-paced Big 12, along with being 12th in total first downs. Texas was also tied for 15th in turnover margin at plus-nine, and tied for fourth in turnovers lost with just 11. The offense had a stretch of 295 total plays, including three straight full games without a turnover, leading to a total of five turnover free games for the season. On defense, Texas continued in its strengths of strong red zone defense, ranking 17th nationally, and stopping the run, allowing just 131.4 yards per game to rank 28th.

In his first season at Texas, Herman guided the Longhorns to a 7-6 record and a victory in the Academy Sports + Outdoors Texas Bowl over Missouri. Both P Michael Dickson and S DeShon Elliott were named unanimous All-Americans, with Dickson becoming UT's first-ever winner of the Ray Guy Award.

Seven players were named All-Big 12 and 14 were named to the Academic All-Big 12 teams. Linebacker Malik Jefferson was named Big 12 Conference Co-Defensive Player of the Year, defensive lineman Poona Ford was named the Big 12 Conference's Defensive Lineman of the Year, and punter Michael Dickson was named Big 12 Conference Special Teams Player of the Year for the second straight season. Elliott joined the trio of players of the year as a unanimous first team All-Big 12 selection.

Texas was stout defensively, finishing third nationally in third-down defense (.271) and seventh nationally in fourth-down defense (.300). The Longhorns finished eighth nationally in rushing defense (106.8 ypg) and 41st in total defense (365.6), after finishing the 2016 season 76th and 94th, respectively. UT had eight non-offensive touchdowns (five interceptions, two fumble returns, one punt return) in 2017 after not recording any during the previous season.

Herman saw 12 players earn an opportunity in the NFL following his first season, including four Longhorns being selected in the 2018 NFL Draft. Offensive lineman Connor Williams was taken in the second round by the Dallas Cowboys, Jefferson went in the third round to the Cincinnati Bengals, Dickson was selected in the fifth round by the Seattle Seahawks and Elliott was drafted by the Baltimore Ravens in the sixth round.

Herman came to Texas after compiling a 22-4 record in two seasons at Houston, the fourth-best record in the FBS in that span. His first season as head coach at Texas will mark his 14th spent in the state of Texas out of 20 years coaching on the collegiate level. That includes his time as a graduate assistant at UT (1999-2000), where he earned a master's degree in education.

Following his first season at UH, Herman was named a finalist for the Eddie Robinson and Bear Bryant Coach of the Year Awards, while also being chosen as the Football Writers Association of America's First-Year Coach of the Year and the American Athletic Conference's Co-Coach of the Year.

Herman became just the fourth head coach in NCAA history with at least 13 wins in a rookie season, joining Chris Petersen (Boise State - 2006), George Woodruff (Penn - 1892) and Walter Camp (Yale - 1888), and just the fifth head coach in NCAA history to win the first 10 games of his career, joining Petersen, Larry Coker (Miami - 2001), Woodruff and Camp in accomplishing the feat.

He led the Cougars to their first New Year's Bowl in 30 years, its second 13-win season in program history and its 11th conference championship in program history by claiming the inaugural AAC Championship. He led all FBS coaches in their first year with a program with 13 wins as Houston finished third nationally with a 92.9 winning percentage at 13-1.

With a 38-24 win over No. 9 Florida State in the Chick-fil-A Peach Bowl, Herman joined College Football Hall of Famer Bill Yeoman as just the second coach in Houston history with a win in one of the New Year's Six bowls and the second with a bowl victory over a top-10 opponent. Houston ended the 2015 season ranked No. 8 in the Associated Press and USA Today Coaches polls, its highest finish since ranking No. 5 in 1979, and just the sixth time in program history to finish in the top 10.

THE HERMAN FILE

PERSONAL

Hometown Simi Valley, Calif.
 College Cal Lutheran (1997), Texas (2000)
 Wife Michelle
 Children Priya, TD, Maverick

HERMAN YEAR-BY-YEAR

AS HEAD COACH

YEAR	SCHOOL	RECORD	POSTSEASON
2019	Texas	7-5	Alamo Bowl
2018	Texas	10-4	Sugar Bowl
2017	Texas	7-6	Texas Bowl
2016	Houston	9-3	Las Vegas Bowl*
2015	Houston	13-1	Peach Bowl
CAREER RECORD (5th season)			46-19 (.707)
BOWL RECORD			3-0 (1.000)

*Did not coach in Las Vegas Bowl

AS ASSISTANT COACH

YEAR	SCHOOL	POSTSEASON
2014	Ohio State (OC/QBs)	CFP National Champions
2013	Ohio State (OC/QBs)	Orange Bowl
2012	Ohio State (OC/QBs)	
2011	Iowa State (OC/QBs)	Pinstripe Bowl
2010	Iowa State (OC/QBs)	
2009	Iowa State (OC/QBs)	Insight Bowl
2008	Rice (OC/QBs)	Texas Bowl
2007	Rice (OC/QBs)	
2006	Texas State (OC/QBs)	
2005	Texas State (OC/QBs)	FCS Semifinals
2004	Sam Houston State (ST/WRs)	FCS Semifinals
2003	Sam Houston State (ST/WRs)	
2002	Sam Houston State (ST/WRs)	
2001	Sam Houston State (ST/WRs)	FCS Quarterfinals
2000	Texas (Offensive GA)	Holiday
1999	Texas (Offensive GA)	Orange
1998	Texas Lutheran (WRs)	

HERMAN RECORD BY OPPONENT

OPPONENT	OVERALL	AT TEXAS
Baylor	2-1	2-1
Central Florida	2-0	0-0
Cincinnati	2-0	0-0
Connecticut	1-1	0-0
Florida State	1-0	0-0
Georgia	1-0	1-0
Iowa State	2-1	2-1
Kansas	3-0	3-0
Kansas State	3-0	3-0
Lamar	1-0	0-0
Louisiana Tech	1-0	1-0
Louisville	2-0	0-0
LSU	0-1	0-1
Maryland	0-2	0-2
Memphis	1-1	0-0
Missouri	1-0	1-0
Navy	1-1	0-0
Oklahoma	2-3	1-3
Oklahoma State	1-2	1-2
Rice	1-0	1-0
San Jose State	1-0	1-0
Southern California	1-1	1-1
Southern Methodist	1-1	0-0
TCU	1-2	1-2
Temple	1-0	0-0
Tennessee Tech	1-0	0-0
Texas State	2-0	0-0
Texas Tech	2-1	2-1
Tulane	2-0	0-0
Tulsa	3-0	1-0
Vanderbilt	1-0	0-0
West Virginia	2-1	2-1
OVERALL	46-19	24-15
BOWL GAMES	3-0	2-0

HEAD COACH TOM HERMAN

THE HERMAN FILE (CONT.)

Herman's Record When	As Head Coach	At Texas
Overall.....	46-19	24-15
Conference.....	29-14	17-10
Non-conference.....	17-4	7-4
Home.....	27-5	13-5
Away.....	14-11	8-7
Neutral.....	5-3	3-3
Day game.....	20-14	12-11
Night game.....	26-2	12-1
vs. unranked teams.....	33-10	17-6
vs. Top 25 teams.....	13-9	7-9
vs. Top 20 teams.....	10-9	5-9
vs. Top 15 teams.....	6-9	2-9
vs. Top 10 teams.....	5-5	2-5
vs. Top 5 teams.....	3-3	1-3
Scoring first.....	32-5	15-4
Opponent scores first.....	14-14	9-11
Leading after 1st quarter.....	28-2	15-2
Trailing after 1st quarter.....	12-12	7-9
Tied after 1st quarter.....	6-5	2-4
Leading at halftime.....	38-3	22-3
Trailing at halftime.....	5-14	2-11
Tied at halftime.....	3-2	0-1
Leading after 3rd quarter.....	41-5	22-5
Trailing after 3rd quarter.....	2-13	0-9
Tied after 3rd quarter.....	3-1	2-1
Overtime.....	1-2	1-2
Less than 100 rushing yards.....	4-7	0-6
Rushing for 100+ yards.....	42-12	24-9
Rushing for 150+ yards.....	35-2	18-2
Rushing for 200+ yards.....	20-0	7-0
Less than 200 passing yards.....	8-0	5-0
Passing for 200+ yards.....	38-19	19-15
Passing for 300+ yards.....	14-7	7-5
Passing for 400+ yards.....	1-2	0-1
Less than 300 total yards.....	3-2	2-2
300+ yards of total offense.....	43-16	22-13
400+ yards of total offense.....	31-10	15-8
500+ yards of total offense.....	16-3	6-2
600+ yards of total offense.....	7-1	3-0
Outgaining opponent.....	38-4	20-1
Outgained by opponent.....	8-14	4-13
Held to 19 points or less.....	2-5	2-3
Scoring 20+ points.....	43-14	21-12
Scoring 30+ points.....	36-6	15-4
Scoring 40+ points.....	20-4	10-2
Scoring 50+ points.....	7-0	2-0
Game decided by 1-9.....	16-13	11-10
Game decided by 10-19.....	12-5	7-5
Game decided by 20+.....	18-1	6-0

Houston was one of just two schools nationally to play at least four ranked opponents in 2015 and remain undefeated in those contests, while it was one of eight teams nationally with at least four wins against ranked opponents. Three of those wins came by double-digits, the fourth-best total in the nation.

Ranking 10th in scoring offense (40.4 points per game) and 21st in scoring defense (20.7 points per game), Houston was the only program in the nation to rank in the top 10 in scoring offense and the top 25 in scoring defense. UH ranked fifth nationally with an average margin of victory of 19.7 points per game. The Cougars ranked eighth nationally in rushing defense, allowing just 108.9 yards per game, while ranking 13th in rushing offense with an average of 235.8 yards per game. Houston was the only team in the nation to rank in the top 13 in both categories.

In 2016, Herman guided his program to a 9-3 record, including wins over No. 3 Oklahoma and No. 3 Louisville. Houston became the first program nationally to defeat two top-five teams. Herman's Cougars join Alabama as the only two teams in the nation with double-digit wins over two top-10 teams this season.

Houston ranked as one of the most efficient and disciplined teams in the country under Herman, as their offense ranked 34th and the defense 15th when he was hired by the Longhorns.

In the regular season, Houston's offense ranked 15th in third down conversions, sixth in completion percentage, ninth in first downs and 21st in scoring offense in 2016. Ward, Jr. led the Cougars offense, as he was named a semifinalist for both the Davey O'Brien Award and The Earl Campbell Tyler Rose Award. He finished the regular season with 3,328 passing yards and 518 rushing yards. He was 294-of-435 (67.6%) passing, ranking in the top-12 nationally in completion percentage, completions per game and passing yards. He had 31 total touchdowns in 12 games. For his career, Ward is fifth in Houston history with 8,202 passing yards, 52 touchdown passes and 699 completions.

Defensively, Houston featured the nation's third-ranked rush defense in addition to the nation's 15th-best defense in total yards allowed. The Cougars were third nationally with five defensive touchdowns on the season and allowed just 22.6 points per game in 12 regular season contests. They also ranked as one of the nation's best in bringing pressure, ranking in the top-20 in sacks (13th) and tackles for loss (19th). Freshman DT Ed Oliver, an All-American, was sixth nationally with 19.5 tackles for loss. He added seven quarterback hurries and led all defensive linemen nationally with his nine pass breakups. LB Steven Taylor, the Cougars leading tackler, ranked 26th nationally with 8.5 sacks. As a team, Houston finished the regular season with 90 tackles for loss and 37 sacks.

Prior to his arrival at Houston, Herman helped develop record-setting and explosive offenses in each of his 10 seasons as an offensive coordinator, including three seasons as offensive coordinator and quarterbacks coach at Ohio State where he won the 2014 Broyles Award as the nation's top assistant coach. He helped the Buckeyes win the 2015 College Football Championship (following the 2014 season) with third-string quarterback Cardale Jones under center in wins over Alabama

and Oregon, and a Big Ten Championship win over Wisconsin. Herman's 2014 Ohio State offense finished the season ranked fifth in scoring offense at 44.8 points per game and ninth in total offense at 511.6 yards per game despite losing Heisman Trophy candidate quarterback Braxton Miller prior to the season. With freshman J.T. Barrett taking over the reins, Herman molded the quarterback into a formidable leader who finished fifth in the Heisman Trophy voting and was named a FWAA Freshman All-American.

After leading the Big Ten in scoring in 2012 at 37.2 points per game and ranking 10th nationally in rushing at nearly 250 yards per game, Ohio State's offense under Herman went to a new level in 2013, ranking third nationally in scoring at 45.5 ppg and fifth in rushing at 308.6 ypg.

Herman, who was named the 2013 Rivals.com Big Ten Recruiter of the Year and national Top 25 recruiter, arrived in Columbus after spending three years as the offensive coordinator and quarterbacks coach at Iowa State.

During his time at Iowa State from 2009-11, Herman's well-balanced offense was very evident as Iowa State quarterback Austen Arnaud ended his career as the Cyclones' No. 2 all-time leading passer with 6,777 yards and 42 touchdown passes, while running back Alexander Robinson finished his Iowa State career as the Cyclones' fourth all-time leading rusher with 3,309 yards.

Herman spent 2007 and 2008 as offensive coordinator at Rice before heading to Iowa State. During his two seasons with the Owls, his offenses broke over 40 school records and, in his second season, the Owls won 10 games and went to a bowl for the first time since 1954.

Prior to Rice, Herman directed offensive attacks for two years (2005-06) at Texas State, where Bobcat squads led the Southland Conference in total offense. The 2005 Texas State club was eighth nationally in scoring and made a run to the FCS semifinals in the school's first appearance in the Division 1-AA playoffs. Herman also worked four years (2001-04) as an assistant coach at Sam Houston State as special teams coordinator and wide receivers coach, helping them to a pair of conference titles and trips to the FCS semifinals and quarterfinals.

The job with SHSU was his first after his time as a graduate assistant at Texas, where he assisted with the offensive line on the Longhorns' Cotton and Holiday Bowl teams. He received his coaching start in 1998 as a wide receivers coach at Texas Lutheran.

Herman was born in Cincinnati and still has family there. He was raised in Simi Valley, Calif., and he played collegiately as an all-conference wide receiver at California Lutheran, graduating in 1997 with a degree in business administration. He received a master's in education from the University of Texas in 2000.

Herman and his wife, Michelle, have a daughter, Priya, and two sons, TD and Maverick.

COACHING STAFF



CHRIS ASH
Defensive Coordinator



TIM BECK
Assistant Coach
(Quarterbacks)



STAN DRAYTON
Associate Head Coach
(Run Game Coord./RB)



OSCAR GILES
Assistant Coach
(Defensive Line)



HERB HAND
Co-Offensive Coord.
(Offensive Line)



CRAIG NAIVAR
Interim Defensive Coord.
(Safety/ies)



DEREK WAREHIME
Special Teams Coord.
(Tight Ends)



JASON WASHINGTON
Recruiting Coord.
(Cornerbacks)



ANDRE COLEMAN
Interim Assistant Coach
(Wide Receivers)



JEREMIAH GEORGE
Interim Assistant Coach
(Linebackers)



YANCY MCKNIGHT
Head Coach
Strength & Conditioning

2019 NUMERICAL ROSTER

NO	NAME	POS	HT	WT	CL-EX	HOMETOWN (PREVIOUS SCHOOL)
1	John Burt	WR	6-3	205	Sr-4L	Tallahassee, Fla. (Lincoln)
2	Roschon Johnson	QB	6-2	220	Fr-HS	Port Neches, Texas (Port Neches-Groves)
3	Kenyatta Watson II	DB	6-1	190	Fr-HS	Loganville, Ga. (Grayson)
3	Jalen Green	DB	6-1	185	So-1L	Houston, Texas (Heights)
4	Anthony Cook	DB	6-1	190	So-1L	Houston, Texas (Lamar)
5	D'Shawn Jamison	DB	5-10	190	So-1L	Houston, Texas (Lamar)
6	Devin Duvernay	WR	5-11	210	Sr-3L	Sachse, Texas (Sachse)
6	Juwan Mitchell	LB	6-1	240	So-TR	Newark, N.J. (Mater Dei/Butler C.C.)
7	Caden Sterns	DB	6-1	205	So-1L	Cibolo, Texas (Steele)
8	Ryan Bujcevski	P	6-0	185	So-1L	Sydney, Australia (Marist Catholic College Peshurst)
8	Casey Thompson	QB	6-1	195	Fr-RS	Newcastle, Okla. (Newcastle)
9	Collin Johnson	WR	6-6	220	Sr-3L	San Jose, Calif. (Valley Christian)
11	Chris Adimora	DB	6-1	185	Fr-HS	Lakewood, Calif. (Mayfair)
11	Sam Ehlinger	QB	6-3	230	Jr-2L	Austin, Texas (Westlake)
13	Brennan Eagles	WR	6-4	225	So-1L	Houston, Texas (Alief Taylor)
13	Marcus Tillman, Jr.	LB	6-1	230	Fr-HS	Orlando, Fla. (Jones)
14	Joshua Moore	WR	6-1	180	So-1L	Yoakum, Texas (Yoakum)
15	Chris Brown	DB	5-11	195	Jr-2L	Houston, Texas (Elsik)
15	Marcus Washington	WR	6-2	200	Fr-HS	St. Louis, Mo. (Trinity Catholic)
16	Ben Ballard	QB	5-11	195	Fr-HS	Austin, Texas (Hyde Park Baptist)
16	Jake Smith	WR	6-0	200	Fr-HS	Scottsdale, Ariz. (Notre Dame Prep)
17	Cameron Dicker	K	6-1	205	So-1L	Austin, Texas (Lake Travis)
17	Myles Mass	DB	5-11	195	Fr-HS	Cypress, Texas (Cy Springs)
18	Tremayne Prudhomme	DB	6-1	190	Fr-RS	Houston, Texas (Aldine Davis)
18	Jared Wiley	TE	6-7	255	Fr-HS	Temple, Texas (Temple)
19	Kartik Akkihal	WR	6-2	200	Fr-RS	Austin, Texas (Vandegrift)
19	Brandon Jones	DB	6-0	205	Sr-3L	Nacogdoches, Texas (Nacogdoches)
21	Turner Symonds	DB	6-1	185	Fr-RS	Fort Worth, Texas (Fort Worth Country Day)
21	Jordan Whittington	RB	6-1	215	Fr-HS	Cuero, Texas (Cuero)
23	Jeffrey McCulloch	LB	6-3	245	Sr-3L	Houston, Texas (Davis)
23	Jarrett Smith	RB	5-7	200	Fr-RS	Webster, Texas (Clear Brook)
24	Derrian Brown	RB	5-10	180	Fr-HS	Buford, Ga. (Buford)
24	Marques Caldwell	DB	6-1	195	Fr-HS	Alvin, Texas (Alvin)
25	B.J. Foster	DB	6-2	210	So-1L	Angleton, Texas (Angleton)
26	Keontay Ingram	RB	6-0	220	So-1L	Carthage, Texas (Carthage)
26	Christian Tschauner	DB	5-11	190	Fr-HS	Odessa, Texas (Permian)
27	Donovan Duvernay	DB	5-9	195	Jr-SQ	Sachse, Texas (Sachse)
28	Kirk Johnson	RB	6-0	215	Sr-2L	San Jose, Calif. (Valley Christian)
29	Josh Thompson	DB	6-0	200	Jr-2L	Nacogdoches, Texas (Nacogdoches)
30	Mason Ramirez	RB	5-10	210	Sr-SQ	Round Rock, Texas (Round Rock)
31	DeMarvin Overshown	DB	6-4	210	So-1L	Arp, Texas (Arp)
32	Malcolm Roach	DL	6-3	290	Sr-3L	Baton Rouge, La. (Madison Prep)
32	Daniel Young	RB	6-0	220	Jr-2L	Houston, Texas (Westfield)
33	Skylar Bonneau	QB/RB	6-1	210	Sr-SQ	Coppell, Texas (Coppell)
33	David Gbenda	LB	6-0	220	Fr-HS	Katy, Texas (Cinco Ranch)
35	Russell Hine	LB	6-2	210	So-SQ	Austin, Texas (Regents School)
36	Jacoby Jones	DL	6-4	275	Jr-TR	Florissant, Mo. (McCluer North/Butler CC)
37	Jaren Watkins	RB	5-5	160	So-HS	Little Rock, Ark. (Pulaski Academy)
37	Doak Wilson	DB	6-0	190	Fr-HS	Austin, Texas (Westlake)
38	Parker Alford	WR	5-10	175	Fr-HS	Dripping Springs, Texas (Dripping Springs)
38	Kobe Boyce	DB	6-1	180	So-1L	Corinth, Texas (Lake Dallas)
39	Montrell Estell	DB	6-1	205	So-1L	Hooks, Texas (Hooks)
40	Ayodele Adeoye	LB	6-1	250	Fr-RS	St. Louis, Mo. (IMG Academy [Fla.])
41	Hank Coutoumanos	DB	6-0	195	Jr-SQ	Southlake, Texas (Southlake Carroll)
42	Marqez Bimage	DL	6-2	270	Jr-2L	Brenham, Texas (Brenham)

NO	NAME	POS	HT	WT	CL-EX	HOMETOWN (PREVIOUS SCHOOL)
42	Nathan Hatter	TE	6-2	260	Fr-HS	Leander, Texas (Glenn)
43	Zach Edwards	DS	5-10	185	So-RS	Azle, Texas (Azle/Oklahoma)
43	Chris Hannon	DL	6-2	230	Fr-RS	Houston, Texas (Second Baptist)
44	Tyler Owens	DB	6-2	205	Fr-HS	Plano, Texas (Plano East)
45	Peter Mpagi	DL	6-5	260	Fr-HS	Sugar Land, Texas (George Ranch)
45	Chris Naggar	K	6-1	195	Jr-SQ	Arlington, Texas (Arlington)
46	Joseph Ossai	LB	6-4	245	So-1L	Conroe, Texas (Oak Ridge)
47	Luke Brockermeyer	LB	6-3	220	Fr-RS	Fort Worth, Texas (All-Saints Episcopal)
47	Chandler Kelehan	DS	6-1	200	Fr-RS	Marshall, Texas (Marshall)
48	Jake Ehlinger	LB	5-11	225	Fr-HS	Austin, Texas (Westlake)
49	Ta'Quon Graham	DL	6-3	300	Jr-2L	Temple, Texas (Temple)
50	Byron Vaughns	LB	6-4	245	Fr-RS	Fort Worth, Texas (Eastern Hills)
52	Jett Bush	LB	6-2	230	Fr-HS	Houston, Texas (Strake Jesuit)
52	Samuel Cosmi	OL	6-7	300	So-1L	Humble, Texas (Atascocita)
54	Justin Mader	DS	6-2	235	So-1L	Magnolia, Texas (Magnolia)
55	D'Andre Christmas-Giles	DL	6-3	315	Jr-2L	New Orleans, La. (St. Augustine)
55	Willie Tyler	OL	6-7	340	So-TR	Racine, Wisc. (Racine Lutheran/Iowa Western CC)
56	Zach Shackelford	OL	6-4	305	Sr-3L	Belton, Texas (Belton)
57	Cort Jaquess	LB	6-1	235	So-1L	San Antonio, Texas (Churchill)
61	Ishan Rison	OL	6-0	260	Jr-SQ	Katy, Texas (Cinco Ranch)
63	Troy Torres	DL	6-0	305	Fr-RS	El Paso, Texas (Bowie)
64	Michael Balis	OL	6-5	305	Fr-HS	Plano, Texas (Plano West)
65	Isaiah Hookfin	OL	6-5	305	Fr-HS	Sugar Land, Texas (Fort Bend Dulles)
66	Chad Wolf	OL	6-3	280	Fr-HS	Austin, Texas (Lake Travis)
67	Tope Imade	OL	6-6	350	Jr-SQ	Arlington, Texas (Bowie)
68	Derek Kerstetter	OL	6-5	300	Jr-2L	San Antonio, Texas (Reagan)
70	Christian Jones	OL	6-6	300	Fr-RS	Cypress, Texas (Cypress Woods)
71	J.P. Urquidez	OL	6-7	300	Jr-SQ	Copperas Cove, Texas (Copperas Cove)
72	Tyler Johnson	OL	6-6	315	Fr-HS	Conroe, Texas (Oak Ridge)
73	Parker Braun	OL	6-3	300	Sr-TR	Hallsville, Texas (Hallsville/Georgia Tech)
74	Rafiti Ghirmai	OL	6-5	295	Fr-RS	Frisco, Texas (Wakeland)
75	Junior Angilau	OL	6-6	300	Fr-RS	Salt Lake City, Utah (East)
76	Reese Moore	OL	6-7	295	Fr-RS	Seminole, Texas (Seminole)
78	Denzel Okafor	OL	6-4	310	Jr-2L	Lewisville, Texas (Lewisville)
79	Matt Frost	OL	6-4	265	Fr-RS	Folsom, Calif. (Folsom)
80	Cade Brewer	TE	6-4	250	Jr-2L	Austin, Texas (Lake Travis)
80	Kai Money	WR	6-0	165	Fr-RS	Brownsville, Texas (St. Joseph Academy)
81	Reese Leitao	TE	6-4	245	So-1L	Jenks, Okla. (Jenks)
83	Al'Vonte Woodard	WR	6-2	210	Fr-RS	Houston, Texas (Lamar)
84	Kennedy Lewis	WR	6-3	200	Fr-HS	Melissa, Texas (Melissa)
85	Malcolm Epps	WR	6-6	245	Fr-RS	Houston, Texas (Dekaney)
87	Austin Hibbetts	TE	6-2	235	So-SQ	Cypress, Texas (Cy Falls/Blinn)
87	Joshua Matthews	WR	5-8	180	So-SQ	Conroe, Texas (Willis)
88	Daniel Carson	DL	6-4	295	Fr-RS	Kansas City, Mo. (Chrisman)
88	Kai Jarmon	WR	6-0	190	So-SQ	Los Altos, Calif. (Los Altos)
89	Brayden Liebrock	TE	6-4	230	Fr-HS	Chandler, Ariz. (Chandler)
89	Travis West	WR	6-0	180	Fr-RS	Dallas, Texas (Woodrow Wilson)
91	Jamari Chisholm	DL	6-5	300	Sr-2L	Valdosta, Ga. (Valdosta/NE Oklahoma A&M)
92	Myron Warren	DL	6-2	270	Fr-HS	Many, La. (Many)
93	T'Vondre Sweat	DL	6-4	320	Fr-HS	Huntsville, Texas (Huntsville)
94	Gerald Wilbon	DL	6-3	325	Sr-3L	St. Rose, La. (Destrehan)
96	Tristan Bennett	DL	6-3	240	Jr-SQ	Irving, Texas (Ranchview)
97	Patrick Bayouth	DL	6-4	260	Fr-HS	Bellaire, Texas (Houston Episcopal)
98	Moro Ojomo	DL	6-3	280	Fr-RS	Katy, Texas (Katy)
99	Keondre Coburn	DL	6-2	340	Fr-RS	Houston, Texas (Westfield)

PRONUNCIATIONS

Ayodele Adeoye eye-oh-DEL-ee ah-DAY-oh-way
 Chris Adimora add-in-MORE-uh
 Kartik Akkihal ahk-EE-hall
 Junior Angilau ONG-ee-lau
 Marqez Bimage mar-KEZ BIM-ige
 Ryan Bujcevski boo-CHEV-ski
 Marques Caldwell mar-KEECE
 Jamari Chisholm chiz-UM
 Keondre Coburn kee-AHN-dray
 Samuel Cosmi KOZ-mee
 Hank Coutoumanos coo-tuh-MAHN-os
 Devin Duvernay DOO-ver-nay
 Donovan Duvernay DOO-ver-nay

Sam Ehlinger EL-in-gurr
 Montrell Estell eh-STELL
 David Gbenda BEND-ah
 Rafiti Ghirmai GURR-meye
 Ta'Quon Graham tuh-QUAN
 Tope Imade toe-PAY ih-MAHD-eh
 Keontay Ingram kee-AHN-tay
 Cort Jaquess JAY-kwiss
 Roschon Johnson ROH-shahn
 Reese Leitao LAY-toe
 Brayden Liebrock LEYE-brock
 Justin Mader MAHD-er
 Jeffrey McCulloch mick-CULL-ock

Peter Mpagi puh-JEE
 Chris Naggar nuh-GAR
 Moro Ojomo OH-juh-mo
 Joseph Ossai oh-SIGH
 DeMarvin Overshown deh-MAR-vee-on
 Javonne Shepherd juh-VOHN
 T'Vondre Sweat tuh-VOHN-dray SWET
 J.P. Urquidez yer-KEE-dez
 Kenyatta Watson II ken-YAH-tuh
 Al'Vonte Woodard al-VON-tay

2019 STATISTICS | OVERVIEW

2019 SCHEDULE & RESULTS

RECORD: 7-5 (5-4 BIG 12)
HOME: 5-1 ROAD: 2-3 NEUTRAL: 0-1

DATE	UT RANK	OPPONENT	W/L	SCORE	ATT
Aug. 31	10/10	LOUISIANA TECH	W	45-15	93,418
Sept. 7	9/9	No. 6 LSU	L	38-45	98,763
Sept. 14	12/13	at Rice	W	48-13	42,417
Sept. 21	12/13	OKLAHOMA STATE*	W	36-30	96,936
Oct. 5	11/12	at West Virginia*	W	42-31	62,069
Oct. 12	11/11	vs. No. 6 Oklahoma*+	L	34-27	92,100
Oct. 19	15/15	KANSAS*	W	50-48	97,137
Oct. 26	15/15	at TCU*	L	27-37	47,660
Nov. 9	RV/RV	No. 16 KANSAS STATE*	W	27-34	97,833
Nov. 16	22/23	at Iowa State	L	21-23	58,946
Nov. 23	RV/NR	at No. 13 Baylor	L	10-24	49,019
Nov. 29		Texas Tech	W	49-24	93,747

* Big 12 Conference game // + Cotton Bowl (Dallas)

ATTENDANCE

Total	12 games	930,135 (77,511 avg)
Home	6 games	577,834 (96,305 avg)
Road	5 games	260,201 (52,040 avg)
Neutral	1 games	92,100 (92,100 avg)

RUSHING

NAME	G	ATT	GAIN	LOST	NET	AVG	TD	LONG	AVG/G
Keaontay Ingram	12	131	773	28	745	5.7	6	68	62.1
Roschon Johnson	12	117	616	16	600	5.1	7	57	50.0
Sam Ehlinger	12	152	777	187	590	3.9	6	29	49.2
Daniel Young	8	13	63	2	61	4.7	2	17	7.6
Devin Duvernay	12	9	34	2	32	3.6	1	13	2.7
Kirk Johnson	5	4	15	0	15	3.8	0	6	3.0
Casey Thompson	4	7	23	8	15	2.1	1	9	3.8
Samuel Cosmi	12	1	12	0	12	12.0	1	12	1.0
Jake Smith	12	2	9	0	9	4.5	0	8	0.8
Ryan Bujcevski	8	1	3	0	3	3.0	0	3	0.4
TEAM	7	6	0	18	-18	-3.0	0	0	-2.6
Total.....	12	443	2325	261	2064	4.7	24	68	172.0
Opponents.....	12	400	1906	228	1678	4.2	13	65	139.8

PASSING

NAME	G	EFF	C-A-I	PCT	YDS	TD	LONG	YPG
Sam Ehlinger	12	149.66	284-436-9	65.1	3462	29	75	288.5
Casey Thompson	4	125.47	8-12-0	66.7	84	0	37	21.0
TEAM	7	0.00	0-1-0	0.0	0	0	0	0.0
Roschon Johnson	12	0.00	0-1-0	0.0	0	0	0	0.0
Devin Duvernay	12	167.20	1-1-0	100.0	8	0	8	0.7
Total.....	12	148.39	293-451-9	65.0	3554	29	75	296.2
Opponents.....	12	144.97	290-458-12	63.3	3677	27	75	306.4

TEAM TOTALS

	TEXAS	OPPONENTS
SCORING	420	347
Points Per Game	35.0	28.9
Points Off Turnovers	54	46
FIRST DOWNS	303	277
Rushing	118	92
Passing	164	159
Penalty	21	26
RUSHING YARDAGE	2064	1678
Yards gained rushing	2325	1906
Yards lost rushing	261	228
Rushing Attempts	443	400
Average Per Rush	4.7	4.2
Average Per Game	172.0	139.8
TDs Rushing	24	13
PASSING YARDAGE	3554	3677
Comp-Att-Int	293-451-9	290-458-12
Average Per Pass	7.9	8.0
Average Per Catch	12.1	12.7
Average Per Game	296.2	306.4
TDs Passing	29	27
TOTAL OFFENSE	5618	5355
Total Plays	894	858
Average Per Play	6.3	6.2
Average Per Game	468.2	446.2
KICK RETURNS: #-Yards	17-428	21-472
PUNT RETURNS: #-Yards	13-53	8-29
INT RETURNS: #-Yards	12-100	9-107
KICK RETURN AVERAGE	25.2	22.5
PUNT RETURN AVERAGE	4.1	3.6
INT RETURN AVERAGE	8.3	11.9
FUMBLES-LOST	8-4	13-7
PENALTIES-Yards	91-852	56-501
Average Per Game	71.0	41.8
PUNTS-Yards	55-2224	50-2039
Average Per Punt	40.4	40.8
Net punt average	38.8	38.9
KICKOFFS-Yards	74-4447	69-3934
Average Per Kick	60.1	57.0
Net kick average	38.9	40.3
TIME OF POSSESSION/Game	30:58	29:02
3RD-DOWN Conversions	86/175	68/170
3rd-Down Pct	49%	40%
4TH-DOWN Conversions	7/18	8/19
4th-Down Pct	39%	42%
SACKS BY-Yards	22-118	33-188
MISC YARDS	0	7
TOUCHDOWNS SCORED	54	41
FIELD GOALS-ATTEMPTS	13-17	20-26
ON-SIDE KICKS	0-1	0-2
RED-ZONE SCORES	(41-44) 93%	(43-49) 88%
RED-ZONE TOUCHDOWNS	(35-44) 80%	(28-49) 57%
PAT-ATTEMPTS	(51-52) 98%	(37-39) 95%
ATTENDANCE	577834	260201
Games/Avg Per Game	6/96306	5/52040
Neutral Site Games		1/92100

SCORE BY QUARTER

	1st	2nd	3rd	4th	OT	TOTAL
TEXAS	51	139	86	144	-	420
OPPONENTS	61	85	67	134	-	347

2019 STATISTICS | INDIVIDUAL

RECEIVING

NAME	G	NO	YDS	AVG	TD	LONG	AVG/G
Devin Duvernay	12	103	1294	12.6	8	75	107.8
Collin Johnson	6	35	497	14.2	2	37	82.8
Brennan Eagles	11	30	518	17.3	6	73	47.1
Keaontay Ingram	12	27	216	8.0	2	26	18.0
Jake Smith	12	25	274	11.0	6	53	22.8
Roschon Johnson	12	23	158	6.9	1	25	13.2
Malcolm Epps	12	20	232	11.6	2	36	19.3
Cade Brewer	8	10	149	14.9	1	51	18.6
John Burt	12	5	52	10.4	1	18	4.3
Marc Washington	10	3	33	11.0	0	16	3.3
Al'Vont Woodard	7	2	21	10.5	0	14	3.0
Jordan Pouncey	8	2	19	9.5	0	11	2.4
Jor Whittington	1	2	17	8.5	0	14	17.0
Daniel Young	8	2	7	3.5	0	8	0.9
Kennedy Lewis	2	1	37	37.0	0	37	18.5
Jared Wiley	11	1	15	15.0	0	15	1.4
Sam Ehlinger	12	1	8	8.0	0	8	0.7
Reese Leita	12	1	7	7.0	0	7	0.6
Total.....	12	293	3554	12.1	29	75	296.2
Opponents.....	12	290	3677	12.7	27	75	306.4

ALL-PURPOSE

NAME	G	RUSH	REC	PUNT RET	KO RET	IR	TOTAL	YPG
Devin Duvernay	12	32	1294	0	205	0	1531	127.6
Keaontay Ingram	12	745	216	0	0	0	961	80.1
Roschon Johnson	12	600	158	0	0	0	758	63.2
Sam Ehlinger	12	590	8	0	0	0	598	49.8
Brennan Eagles	11	0	518	0	0	0	518	47.1
Collin Johnson	6	0	497	0	0	0	497	82.8
Jake Smith	12	9	274	-4	0	0	279	23.2
Malcolm Epps	12	0	232	0	0	0	232	19.3
D'Shawn Jamison	12	0	0	0	223	9	232	19.3
Cade Brewer	8	0	149	0	0	0	149	18.6
Brandon Jones	12	0	0	63	0	7	70	5.8
Daniel Young	8	61	7	0	0	0	68	8.5
John Burt	12	0	52	0	0	0	52	4.3
Kennedy Lewis	2	0	37	0	0	0	37	18.5
Montrell Estell	12	0	0	0	0	37	37	3.1
Marc Washington	10	0	33	0	0	0	33	3.3
Joseph Ossai	12	0	0	0	0	24	24	2.0
Al'Vont Woodard	7	0	21	0	0	0	21	3.0
Jordan Pouncey	8	0	19	0	0	0	19	2.4
Jor Whittington	1	0	17	0	0	0	17	17.0
Kirk Johnson	5	15	0	0	0	0	15	3.0
Casey Thompson	4	15	0	0	0	0	15	3.8
Jared Wiley	11	0	15	0	0	0	15	1.4
Ayodele Adeoye	12	0	0	0	0	13	13	1.1
Samuel Cosmi	12	12	0	0	0	0	12	1.0
Chris Brown	9	0	0	0	0	10	10	1.1
Reese Leita	12	0	7	0	0	0	7	0.6
Ryan Bujcevski	8	3	0	0	0	0	3	0.4
Byron Vaughns	10	0	0	-6	0	0	-6	-0.6
TEAM	7	-18	0	0	0	0	-18	-2.6
Total.....	12	2064	3554	53	428	100	6199	516.6
Opponents.....	12	1678	3677	29	472	107	5963	496.9

TOTAL OFFENSE

NAME	G	PLAYS	RUSH	PASS	YDS	YPG
Sam Ehlinger	12	588	590	3462	4052	337.7
Keaontay Ingram	12	131	745	0	745	62.1
Roschon Johnson	12	118	600	0	600	50.0
Casey Thompson	4	19	15	84	99	24.8
Daniel Young	8	13	61	0	61	7.6
Devin Duvernay	12	10	32	8	40	3.3
Kirk Johnson	5	4	15	0	15	3.0
Samuel Cosmi	12	1	12	0	12	1.0
Jake Smith	12	2	9	0	9	0.8
Ryan Bujcevski	8	1	3	0	3	0.4
TEAM	7	7	-18	0	-18	-2.6
Total.....	12	894	2064	3554	5618	468.2
Opponents.....	12	858	1678	3677	5355	446.2

PUNTING

NAME	NO	YDS	AVG	LONG	TB	FC	I20	50+	BLK
Ryan Bujcevski	30	1241	41.4	56	3	12	10	3	0
Chris Naggar	25	983	39.3	67	0	16	10	3	0
Total.....	55	2224	40.4	67	3	28	20	6	0
Opponents.....	50	2039	40.8	60	2	17	21	8	0

KICK RETURNS

NAME	NO	YDS	AVG	TD	LONG
Devin Duvernay	10	205	20.5	0	36
D'Shawn Jamison	7	223	31.9	1	98
Total.....	17	428	25.2	1	98
Opponents.....	21	472	22.5	1	98

PUNT RETURNS

NAME	NO	YDS	AVG	TD	LONG
Jake Smith	6	-4	-0.7	0	2
Brandon Jones	6	63	10.5	0	53
Byron Vaughns	1	-6	-6.0	0	0
Total.....	13	53	4.1	0	53
Opponents.....	8	29	3.6	0	14

INTERCEPTIONS

NAME	NO	YDS	AVG	TD	LONG
D'Shawn Jamison	3	9	3.0	0	12
Brandon Jones	2	7	3.5	0	10
Joseph Ossai	2	24	12.0	0	16
B.J. Foster	1	0	0.0	0	0
Montrell Estell	1	37	37.0	0	37
Ayodele Adeoye	1	13	13.0	0	13
DeMar Overshown	1	0	0.0	0	0
Chris Brown	1	10	10.0	0	10
Total.....	12	100	8.3	0	37
Opponents.....	9	107	11.9	0	34

FUMBLE RETURNS

NAME	NO	YDS	AVG	TD	LONG
T'Vondre Sweat	1	11	11.0	0	11
Total.....	1	11	11.0	0	11
Opponents.....	0	0	0.0	0	0

KICKOFFS

NAME	NO	YDS	AVG	TB	OB	RETN	NET	YDLN
Cameron Dicker	71	4255	59.9	42	1			
Chris Naggar	3	192	64.0	2	0			
Total.....	74	4447	60.1	44	1	472	38.9	26
Opponents.....	69	3934	57.0	29	5	428	40.3	24

2019 STATISTICS | SCORING/BIG PLAYS

2019 SCORING DRIVES

TIME	PLAYS-YARDS	RESULT	SCORING PLAY	OPPONENT
0:11	1-75	TD	Devin Duvernay 75 yd pass from Sam Ehlinger	Texas Tech
0:18	2-68	FG	Cameron Dicker 48 yd field goal	Baylor
0:30	5-75	TD	Brennan Eagles 14 yd pass from Sam Ehlinger	Iowa State
0:34	2-27	TD	Malcolm Epps 22 yd pass from Sam Ehlinger	West Virginia
0:37	2-37	TD	Brennan Eagles 28 yd pass from Sam Ehlinger	Louisiana Tech
0:42	5-55	TD	Daniel Young 4 yd run	Baylor
0:50	3-18	TD	Devin Duvernay 13 yd run	West Virginia
0:52	4-2	FG	Cameron Dicker 57 yd field goal	Rice
0:53	4-47	TD	Sam Ehlinger 23 yd run	West Virginia
0:58	4-84	TD	Brennan Eagles 73 yd pass from Sam Ehlinger	Oklahoma State
1:03	3-21	TD	Keaontay Ingram 12 yd run	Kansas State
1:08	4-6	FG	Cameron Dicker 43 yd field goal	Louisiana Tech
1:11	10-60	FG	Cameron Dicker 33 yd field goal	Kansas
1:11	5-24	TD	Roschon Johnson 1 yd run	Texas Tech
1:23	3-28	TD	Jake Smith 17 yd pass from Sam Ehlinger	Oklahoma State
1:28	4-75	TD	Devin Duvernay 47 yd pass from Sam Ehlinger	TCU
1:30	5-60	TD	Sam Ehlinger 2 yd run	Oklahoma
1:34	4-65	TD	Devin Duvernay 43 yd pass from Sam Ehlinger	Kansas
1:38	5-65	TD	Keaontay Ingram 3 yd run	Kansas
1:38	5-64	TD	Daniel Young 3 yd run	Texas Tech
1:43	5-27	TD	Casey Thompson 2 yd run	Louisiana Tech
1:43	4-75	TD	Keaontay Ingram 34 yd run	Kansas State
1:44	8-48	FG	Cameron Dicker 49 yd field goal	Oklahoma
1:54	4-33	TD	Samuel Cosmi 12 yd run	West Virginia
1:56	7-82	TD	Jake Smith 26 yd pass from Sam Ehlinger	Texas Tech
2:04	6-65	TD	Roschon Johnson 14 yd rush	Kansas
2:04	7-52	FG	Cameron Dicker 38 yd field goal	TCU
2:05	8-75	TD	Devin Duvernay 15 yd pass from Sam Ehlinger	LSU
2:11	8-83	TD	Keaontay Ingram 17 yd pass from Sam Ehlinger	TCU
2:19	6-73	TD	Roschon Johnson 2 yd run	Oklahoma State
2:20	7-57	TD	Devin Duvernay 4 yd pass from Sam Ehlinger	Louisiana Tech
2:21	8-78	TD	Brennan Eagles 55 yd pass from Sam Ehlinger	LSU
2:30	10-75	TD	Sam Ehlinger 4 yd run	Oklahoma
2:32	7-75	TD	Cade Brewer 25 yd pass from Sam Ehlinger	Oklahoma State
2:33	7-52	FG	Cameron Dicker 36 yd field goal	Kansas State
2:34	7-75	TD	Jake Smith 20 yd pass from Sam Ehlinger	LSU
2:40	6-80	TD	Sam Ehlinger 13 yd run	West Virginia
2:40	7-93	TD	Roschon Johnson 4 yd run	Oklahoma
2:43	7-75	TD	Devin Duvernay 44 yd pass from Sam Ehlinger	LSU
2:49	9-54	FG	Cameron Dicker 39 yd field goal	Kansas
2:50	10-80	TD	Keaontay Ingram 22 yd pass from Sam Ehlinger	Iowa State
2:51	10-84	TD	Brennan Eagles 5 yd pass from Sam Ehlinger	Kansas
2:55	9-61	TD	Brennan Eagles 25 yd pass from Sam Ehlinger	Louisiana Tech
3:13	7-90	TD	Jake Smith 53 yd pass from Sam Ehlinger	Rice
3:20	6-75	TD	Sam Ehlinger 10 yd run	Texas Tech
3:25	10-72	TD	Jake Smith 10 yd pass from Sam Ehlinger	Kansas
3:30	9-61	TD	Keaontay Ingram 1 yd run	Louisiana Tech
3:30	8-79	TD	Jake Smith 12 yd pass from Sam Ehlinger	Rice
3:34	9-74	TD	Roschon Johnson 1 yd run	Texas Tech
3:42	11-74	TD	Collin Johnson 6 yd pass from Sam Ehlinger	Louisiana Tech
3:46	9-66	TD	Devin Duvernay 6 yd pass from Sam Ehlinger	Oklahoma State
3:52	8-80	TD	Collin Johnson 21 yd pass from Sam Ehlinger	Kansas State
4:21	7-40	FG	Cameron Dicker 46 yd field goal	Rice
4:29	10-73	TD	Keaontay Ingram 26 yd run	Rice
4:38	12-75	TD	Roschon Johnson 2 yd run	TCU
4:41	12-79	TD	Devin Duvernay 14 yd pass from Sam Ehlinger	Kansas
4:48	11-91	TD	Keaontay Ingram 14 yd run	Rice
4:58	12-80	FG	Cameron Dicker 21 yd field goal	TCU
4:59	11-69	TD	John Burt 13 yard pass from Sam Ehlinger	West Virginia
5:03	13-61	FG	Cameron Dicker 32 yd field goal	Oklahoma
5:36	13-74	TD	Roschon Johnson 1 yd run	Texas Tech
5:59	10-46	FG	Cameron Dicker 47 yd field goal	LSU
6:14	12-82	TD	Roschon Johnson 25 yd pass from Sam Ehlinger	Rice
6:43	15-89	TD	Malcolm Epps 7 yd pass from Sam Ehlinger	Iowa State
6:45	13-67	TD	Cameron Dicker 26 yd field goal	Kansas State
7:17	19-86	TD	Sam Ehlinger 2 yd run	LSU

20-YARD PLAYS (56)

YDS	TYPE	NAME(S)	OPP
*75	Pass	Devin Duvernay from Sam Ehlinger	Texas Tech
*73	Pass	Brennan Eagles from Sam Ehlinger	Oklahoma State
68	Rush	Keaontay Ingram	Baylor
63	Pass	Devin Duvernay from Sam Ehlinger	TCU
57	Rush	Roschon Johnson	Oklahoma
*55	Pass	Brennan Eagles from Sam Ehlinger	LSU
*53	Pass	Jake Smith from Sam Ehlinger	Rice
51	Pass	Cade Brewer from Sam Ehlinger	Kansas
*47	Pass	Devin Duvernay from Sam Ehlinger	TCU
*44	Pass	Devin Duvernay from Sam Ehlinger	LSU
*43	Pass	Devin Duvernay from Sam Ehlinger	Kansas
37	Pass	Kennedy Lewis from Casey Thompson	Rice
37	Pass	Collin Johnson from Sam Ehlinger	Kansas State
36	Pass	Devin Duvernay from Sam Ehlinger	West Virginia
36	Pass	Malcolm Epps from Sam Ehlinger	Texas Tech
35	Pass	Devin Duvernay from Sam Ehlinger	Texas Tech
*34	Rush	Keaontay Ingram	Kansas State
33	Pass	Brennan Eagles from Sam Ehlinger	Iowa State
33	Pass	Devin Duvernay from Sam Ehlinger	Texas Tech
32	Rush	Keaontay Ingram	Kansas
32	Pass	Devin Duvernay from Sam Ehlinger	Kansas State
31	Pass	Brennan Eagles from Sam Ehlinger	LSU
30	Pass	Brennan Eagles from Sam Ehlinger	Iowa State
29	Rush	Sam Ehlinger	Oklahoma State
29	Pass	Devin Duvernay from Sam Ehlinger	Baylor
*28	Pass	Brennan Eagles from Sam Ehlinger	Louisiana Tech
28	Pass	Brennan Eagles from Sam Ehlinger	LSU
28	Pass	Brennan Eagles from Sam Ehlinger	Rice
28	Pass	Brennan Eaglges from Sam Ehlinger	Kansas
28	Pass	Devin Duvernay from Sam Ehlinger	TCU
27	Pass	Collin Johnson from Sam Ehlinger	Louisiana Tech
26	Rush	Keaontay Ingram	Rice
26	Pass	Keaontay Ingram from Sam Ehlinger	Oklahoma State
26	Pass	Collin Johnson from Sam Ehlinger	TCU
26	Pass	Devin Duvernay from Sam Ehlinger	Iowa State
26	Pass	Jake Smith from Sam Ehlinger	Texas Tech
25	Pass	Cade Brewer from Sam Ehlinger	West Virginia
*25	Pass	Brennan Eagles from Sam Ehlinger	Louisiana Tech
*25	Pass	Roschon Johnson from Sam Ehlinger	Rice
*25	Pass	Cade Brewer from Sam Ehlinger	Oklahoma State
25	Pass	Collin Johnson from Sam Ehlinger	TCU
24	Rush	Sam Ehlinger	Kansas
23	Rush	Roschon Johnson	Oklahoma
*23	Rush	Sam Ehlinger	West Virginia
22	Pass	Collin Johnson from Sam Ehlinger	Oklahoma
*22	Pass	Malcolm Epps from Sam Ehlinger	West Virginia
22	Pass	Devin Duvernay from Sam Ehlinger	Louisiana Tech
*22	Pass	Keaontay Ingram from Sam Ehlinger	Iowa State
21	Pass	Keaontay Ingram from Sam Ehlinger	Louisiana Tech
*21	Pass	Collin Johnson from Sam Ehlinger	Kansas State
21	Pass	Devin Duvernay from Sam Ehlinger	Texas Tech
*20	Pass	Jake Smith from Sam Ehlinger	LSU
20	Pass	Collin Johnson from Sam Ehlinger	Kansas
20	Pass	Devin Duvernay from Sam Ehlinger	TCU
20	Rush	Roschon Johnson	Kansas State
20	Rush	Keaontay Ingram	Kansas State
20	Pass	Devin Duvernay from Sam Ehlinger	Texas Tech

* touchdown scored on play

2019 STATISTICS | SUPERLATIVES

INDIVIDUAL SINGLE-GAME SUPERLATIVES

CATEGORY	NO.	TEXAS
Rushes	23	Sam Ehlinger vs Oklahoma (Oct 12, 2019)
Yards Rushing	139	Roschon Johnson vs Texas Tech (Nov 29, 2019)
TD Rushes	3	Keaontay Ingram vs Kansas State (Nov 09, 2019)
Long Rush	68	Roschon Johnson vs Texas Tech (Nov 29, 2019)
Pass attempts	48	Keaontay Ingram at Baylor (Nov 23, 2019)
Pass completions	31	Sam Ehlinger at TCU (Oct 26, 2019)
Yards Passing	401	Sam Ehlinger vs LSU (Sep 07, 2019)
TD Passes	4	Sam Ehlinger vs Kansas (Oct 19, 2019)
		Sam Ehlinger vs LSU (Sep 07, 2019)
		Sam Ehlinger vs Louisiana Tech (Aug 31, 2019)
		Sam Ehlinger vs LSU (Sep 07, 2019)
		Sam Ehlinger vs Oklahoma State (Sep 21, 2019)
		Sam Ehlinger vs Kansas (Oct 19, 2019)
Long Pass	75	Sam Ehlinger vs Texas Tech (Nov 29, 2019)
Receptions	12	Devin Duvernay vs LSU (Sep 07, 2019)
		Devin Duvernay vs Oklahoma State (Sep 21, 2019)
Yards Receiving	199	Devin Duvernay vs Texas Tech (Nov 29, 2019)
TD Receptions	2	Brennan Eagles vs Louisiana Tech (Aug 31, 2019)
		Devin Duvernay vs LSU (Sep 07, 2019)
		Jake Smith at Rice (Sep 14, 2019)
		Devin Duvernay vs Kansas (Oct 19, 2019)
Long Reception	75	Devin Duvernay vs Texas Tech (Nov 29, 2019)
Field Goals	2	Cameron Dicker at Rice (Sep 14, 2019)
		Cameron Dicker vs Oklahoma (Oct 12, 2019)
		Cameron Dicker vs Kansas (Oct 19, 2019)
		Cameron Dicker at TCU (Oct 26, 2019)
		Cameron Dicker vs Kansas State (Nov 09, 2019)
Long Field Goal	57	Cameron Dicker at Rice (Sep 14, 2019)
Punts	9	Chris Naggar at Iowa State (Nov 16, 2019)
Punting Avg	55.0	Ryan Bujcevski vs Kansas (Oct 19, 2019)
Long Punt	67	Chris Naggar at Iowa State (Nov 16, 2019)
Punts inside 20	4	Chris Naggar at Baylor (Nov 23, 2019)
Long Punt Return	53	Brandon Jones vs Kansas State (Nov 09, 2019)
Long Kickoff Return	98	D'Shawn Jamison at Rice (Sep 14, 2019)
Tackles	12	Caden Sterns vs Oklahoma State (Sep 21, 2019)
		Brandon Jones vs Texas Tech (Nov 29, 2019)
Sacks	1.0	20 times
Tackles For Loss	4.0	Malcolm Roach at TCU (Oct 26, 2019)
Interceptions	2	D'Shawn Jamison at West Virginia (Oct 05, 2019)

CATEGORY	NO.	OPPONENT
Rushes	37	Hubbard, Chuba, vs Oklahoma State (Sep 21, 2019)
Yards Rushing	190	Williams, Pooka, vs Kansas (Oct 19, 2019)
TD Rushes	2	Hubbard, Chuba, vs Oklahoma State (Sep 21, 2019)
Long Rush	65	Williams, Pooka, vs Kansas (Oct 19, 2019)
Pass attempts	58	Duffey, Jett, vs Texas Tech (Nov 29, 2019)
Pass completions	36	Duffey, Jett, vs Texas Tech (Nov 29, 2019)
Yards Passing	471	Joe Burrow, vs LSU (Sep 07, 2019)
TD Passes	4	Joe Burrow, vs LSU (Sep 07, 2019)
		Stanley, Carter, vs Kansas (Oct 19, 2019)
Long Pass	75	Purdy, Brock, at Iowa State (Nov 16, 2019)
Receptions	11	Carter, KeSean, vs Texas Tech (Nov 29, 2019)
Yards Receiving	171	Lamb, CeeDee, vs Oklahoma (Oct 12, 2019)
TD Receptions	3	Just, Jefferson, vs LSU (Sep 07, 2019)
Long Reception	75	Lamb, CeeDee, vs Oklahoma (Oct 12, 2019)
Field Goals	3	Jones, D., at Iowa State (Nov 16, 2019)
		Cade York, vs LSU (Sep 07, 2019)
		Ammendola, Matt, vs Oklahoma State (Sep 21, 2019)
Long Field Goal	52	Kell, Griffin, at TCU (Oct 26, 2019)
Punts	5	NUNEZ, Adam, at Rice (Sep 14, 2019)
		Growden, Josh, at West Virginia (Oct 05, 2019)
		Ancil, Devin, vs Kansas State (Nov 09, 2019)
		Rivera, Joe, at Iowa State (Nov 16, 2019)
		Power, Issac, at Baylor (Nov 23, 2019)
Punting Avg	49.2	McNamara, A., vs Texas Tech (Nov 29, 2019)
Long Punt	60	Ancil, Devin, vs Kansas State (Nov 09, 2019)
Punts inside 20	3	NUNEZ, Adam, at Rice (Sep 14, 2019)
		Growden, Josh, at West Virginia (Oct 05, 2019)
		Power, Issac, at Baylor (Nov 23, 2019)
Long Punt Return	14	Logan, Kenny, vs Kansas (Oct 19, 2019)
Long Kickoff Return	98	Youngblood, J., vs Kansas State (Nov 09, 2019)
Tackles	13	Fields, D., vs Texas Tech (Nov 29, 2019)
Sacks	2.0	Gallimore, N., vs Oklahoma (Oct 12, 2019)
		Lynch, James, at Baylor (Nov 23, 2019)
Tackles For Loss	4.5	ALLDREDGE, B., at Rice (Sep 14, 2019)
Interceptions	1	Harvell-Peel, K, vs Oklahoma State (Sep 21, 2019)
		Washington, K., at West Virginia (Oct 05, 2019)
		S-McKenzie, N., vs Kansas (Oct 19, 2019)
		Gaines, Innis, at TCU (Oct 26, 2019)
		Moehrig, Trevon, at TCU (Oct 26, 2019)
		Washington, A., at TCU (Oct 26, 2019)
		Wallow, Garret, at TCU (Oct 26, 2019)
		Neil Jr., W., vs Kansas State (Nov 09, 2019)
		Arnold, Grayland, at Baylor (Nov 23, 2019)

TEAM SINGLE-GAME SUPERLATIVES

CATEGORY	NO.	TEXAS
Rushes	49	at West Virginia (Oct 05, 2019)
Yards Rushing	262	vs Texas Tech (Nov 29, 2019)
Yards Per Rush	6.2	at Baylor (Nov 23, 2019)
TD Rushes	5	vs Texas Tech (Nov 29, 2019)
Pass attempts	48	vs LSU (Sep 07, 2019)
		at TCU (Oct 26, 2019)
Pass completions	32	vs LSU (Sep 07, 2019)
Yards Passing	409	vs LSU (Sep 07, 2019)
Yards Per Pass	12.4	vs Texas Tech (Nov 29, 2019)
TD Passes	4	vs Louisiana Tech (Aug 31, 2019)
		vs LSU (Sep 07, 2019)
		vs Oklahoma State (Sep 21, 2019)
		vs Kansas (Oct 19, 2019)
Total Plays	85	vs LSU (Sep 07, 2019)
		vs Kansas (Oct 19, 2019)
Total Offense	638	vs Kansas (Oct 19, 2019)
Yards Per Play	8.0	vs Texas Tech (Nov 29, 2019)
Points	50	vs Kansas (Oct 19, 2019)
Sacks By	4	vs LSU (Sep 07, 2019)
		vs Texas Tech (Nov 29, 2019)
First Downs	33	vs Kansas (Oct 19, 2019)
Penalties	10	at West Virginia (Oct 05, 2019)
Penalty Yards	104	at Baylor (Nov 23, 2019)
Turnovers	4	at TCU (Oct 26, 2019)
Interceptions By	4	at West Virginia (Oct 05, 2019)
Punts	9	at Iowa State (Nov 16, 2019)
Punting Avg	55.0	vs Kansas (Oct 19, 2019)
Long Punt	67	at Iowa State (Nov 16, 2019)
Punts inside 20	4	at Baylor (Nov 23, 2019)
Long Punt Return	53	vs Kansas State (Nov 09, 2019)

CATEGORY	NO.	OPPONENT
Rushes	56	vs Oklahoma State (Sep 21, 2019)
Yards Rushing	276	vs Oklahoma (Oct 12, 2019)
Yards Per Rush	7.3	vs Oklahoma (Oct 12, 2019)
TD Rushes	3	vs Oklahoma State (Sep 21, 2019)
Pass attempts	58	vs Texas Tech (Nov 29, 2019)
Pass completions	36	vs Texas Tech (Nov 29, 2019)
Yards Passing	471	vs LSU (Sep 07, 2019)
Yards Per Pass	12.1	vs LSU (Sep 07, 2019)
TD Passes	4	vs LSU (Sep 07, 2019)
		vs Kansas (Oct 19, 2019)
Total Plays	89	vs Oklahoma State (Sep 21, 2019)
Total Offense	573	vs LSU (Sep 07, 2019)
Yards Per Play	8.4	vs LSU (Sep 07, 2019)
Points	48	vs Kansas (Oct 19, 2019)
Sacks By	9	vs Oklahoma (Oct 12, 2019)
First Downs	28	vs LSU (Sep 07, 2019)
Penalties	9	vs Oklahoma State (Sep 21, 2019)
Penalty Yards	84	vs Oklahoma (Oct 12, 2019)
Turnovers	4	at West Virginia (Oct 05, 2019)
Interceptions By	4	at TCU (Oct 26, 2019)
Punts	8	at Rice (Sep 14, 2019)
Punting Avg	49.2	vs Texas Tech (Nov 29, 2019)
Long Punt	60	vs Kansas State (Nov 09, 2019)
Punts inside 20	4	at Rice (Sep 14, 2019)
Long Punt Return	14	vs Kansas (Oct 19, 2019)

2019 STATISTICS | MISCELLANEOUS

SCORING

SCORING	TD	FGS	KICK	PAT RUSH	PAT RCV	PAT PASS	PAT DXP	SAF	POINTS
Cameron Dicker	0	13-17	51-52	0-0	0	0-0	0	0	90
Devin Duvernay	9	0-0	0-0	0-0	1	0-0	0	0	56
Roschon Johnson	8	0-0	0-0	0-0	1	0-0	0	0	50
Keaontay Ingram	8	0-0	0-0	0-0	0	0-0	0	0	48
Brennan Eagles	6	0-0	0-0	0-0	0	0-0	0	0	36
Jake Smith	6	0-0	0-0	0-0	0	0-0	0	0	36
Sam Ehlinger	6	0-0	0-0	0-0	0	2-2	0	0	36
Collin Johnson	2	0-0	0-0	0-0	0	0-0	0	0	12
Daniel Young	2	0-0	0-0	0-0	0	0-0	0	0	12
Malcolm Epps	2	0-0	0-0	0-0	0	0-0	0	0	12
D'Shawn Jamison	1	0-0	0-0	0-0	0	0-0	1	0	8
Cade Brewer	1	0-0	0-0	0-0	0	0-0	0	0	6
Samuel Cosmi	1	0-0	0-0	0-0	0	0-0	0	0	6
Casey Thompson	1	0-0	0-0	0-0	0	0-0	0	0	6
John Burt	1	0-0	0-0	0-0	0	0-0	0	0	6
Total.....	54	13-17	51-52	0-0	2	2-2	1	0	420
Opponents.....	41	20-26	37-39	0-0	2	2-2	0	0	347

FIELD GOAL ACCURACY

NAME	G	10-19	20-29	30-39	40-49	50-59	60+	TOTAL	PCT	LONG
Cameron Dicker	11	0-0	2-3	5-5	5-7	1-2	0-0	13-17	76.5	57
Total	11	0-0	2-3	5-5	5-7	1-2	0-0	13-17	76.5	57

FG SEQUENCE	Texas	OPPONENTS
Louisiana Tech	(43),49	43,43
LSU	(47)	(36),(33),(40)
Rice	(57),(46)	-
Oklahoma State	-	(20),(43),(27)
West Virginia	42	36,47,(29)
Oklahoma	(49),(32)	(19),(34)
Kansas	(39),(33)	46,(23),37,(46)
TCU	(21),26,(38)	(32),(52),(33)
Kansas State	55,(36),(26)	(45)
Iowa State	-	(35),(48),(36)
Baylor	(48)	(24)
Texas Tech	-	(23)

Numbers in (parentheses) indicate field goal was made.

TEXAS IN THE RED ZONE

Possessions	44
Total scores	41
Percentage	93.2%
Points Scored	258
Touchdowns (rush/pass)	35 (21/14)
Field goals	6
Missed field goals	1
On downs	2
Turnovers	0
Clock	0

OPPONENTS IN THE RED ZONE

Possessions	49
Total scores	43
Percentage	87.8%
Points Scored	237
Touchdowns (rush/pass)	28 (12/16)
Field goals	15
Missed field goals	2
On downs	3
Turnovers	1
Clock	0

TEXAS NON-OFFENSIVE TOUCHDOWNS

YDS	PLAY	PLAYER	OPPONENT
98	KR	D'Shawn Jamison	Rice

POINTS OFF TURNOVERS

OPPONENT	UT TOs	OPP POINTS	OPP TOs	UT POINTS
LA TECH	1	0	3	17
LSU	0	0	1	0
at Rice	0	0	0	0
OKLAHOMA STATE	3	14	2	7
at West Virginia	1	3	4	21
vs. Oklahoma	0	0	2	0
KANSAS	2	13	0	0
at TCU	4	13	2	0
KANSAS STATE	1	0	1	0
at Iowa State	0	0	1	0
at Baylor	1	3	1	0
TEXAS TECH	0	0	2	7

2019 STATISTICS | GAME CAPSULES

GAME-BY-GAME CAPSULES

GAME	1ST DOWNS		RUSHING		PASSING			TOTAL PLAYS-YDS	3RD DOWN		TIME OF POSSESSION
	R-PS-PN		ATT-YDS	TD	C-ATT-INT	YDS	TD		CONV.		
Texas	9-14-1		30-153	2	31-43-0	301	4	73-454	8-15	27:44	
LOUISIANA TECH	4-19-2		26-73	0	35-54-2	340	2	80-413	5-14	32:16	
Texas	6-20-4		37-121	1	32-48-0	409	4	85-530	8-15	33:53	
LSU	8-19-1		29-102	1	31-39-1	471	4	68-573	6-12	26:07	
Texas	13-15-0		36-171	2	28-34-0	338	3	70-509	9-14	33:47	
at Rice	5-6-2		31-87	0	12-23-0	179	2	54-266	5-13	26:13	
Texas	12-12-2		43-217	1	20-28-1	281	4	71-498	8-14	30:41	
OKLAHOMA STATE	12-11-3		56-226	3	19-33-2	268	0	89-484	9-19	29:19	
Texas	13-12-1		49-216	4	13-33-1	211	2	82-427	10-18	36:04	
at West Virginia	6-15-3		23-96	1	31-46-4	367	3	69-463	4-14	23:56	
Texas	4-15-6		36-100	3	26-38-0	210	0	74-310	6-14	30:50	
vs. Oklahoma	12-8-1		38-276	1	16-28-1	235	3	66-511	3-12	29:10	
Texas	15-17-1		40-239	2	31-45-1	399	4	85-638	9-14	28:29	
KANSAS	13-11-3		39-259	2	27-47-0	310	4	86-569	10-19	31:31	
Texas	8-11-2		31-126	1	22-48-4	321	2	79-447	8-18	27:19	
at TCU	10-11-1		41-162	2	19-27-1	273	2	68-435	6-13	32:41	
Texas	12-11-1		36-214	2	22-29-1	263	1	65-477	4-11	31:19	
KANSAS STATE	3-12-2		26-51	0	17-27-0	253	2	53-304	5-11	28:41	
Texas	2-13-1		26-54	0	22-40-0	273	3	66-327	6-17	27:25	
at Iowa State	6-18-2		30-112	0	30-49-1	354	2	79-466	3-14	32:35	
Texas	11-10-0		31-191	1	22-37-1	200	0	68-391	4-13	29:52	
at Baylor	9-9-4		37-163	2	17-27-0	228	1	64-391	5-13	30:08	
Texas	13-14-2		45-262	5	19-28-0	348	2	76-610	6-12	34:09	
TEXAS TECH	4-20-2		24-71	1	36-58-0	399	2	82-470	7-16	25:51	

2019 CENTURY CLUB

RUSHING [5]

Yards	Attempts	Name, Opponent
139	16	Keaontay Ingram, Kansas
121	21	Roschon Johnson, at West Virginia
114	21	Keaontay Ingram, Oklahoma State
105	23	Roschon Johnson, Texas Tech
101	14	Keaontay Ingram, Kansas

RECEIVING [10]

Yards	Receptions	Name, Opponent
199	6	Devin Duvernay, Texas Tech
173	8	Devin Duvernay, at TCU
154	12	Devin Duvernay, LSU
116	5	Brennan Eagles, LSU
110	8	Devin Duvernay, Kansas
110	9	Devin Duvernay, Kansas State
110	7	Collin Johnson, Kansas State
108	12	Devin Duvernay, Oklahoma State
107	9	Devin Duvernay, at Iowa State
101	7	Collin Johnson, at TCU

2019 STATISTICS | THE LAST TIME ... TEXAS

TEAM	LAST TIME	SPAN
Scored 50-59	50-48 • Kansas (10/19/2019)	5 games
Scored 60-69	66-31 • at Ole Miss (9/15/2012)	99 games
Scored 70+	70-3 • vs. Colorado (12/3/2005)	182 games
Scored <10	7-24 • at TCU (11/4/2017)	30 games
Scored <7	3-38 • at Notre Dame (9/5/2015)	62 games
Was shutout	0-24 • at Iowa State (10/31/2015)	55 games
Was shutout (home)	0-30 • Houston (11/6/1976)	243 home
Shutout opponent	56-0 • San Jose State (9/9/2017)	37 games
Shutout opponent (home)	56-0 • San Jose State (9/9/2017)	16 home
Shutout opponent (road)	23-0 • at Kansas (9/27/2014)	29 road
Shutout a Big 12 opponent	23-0 • at Kansas (9/27/2014)	54 Big 12
Shutout by Big 12 opponent	0-24 • at Iowa State (10/31/2015)	43 Big 12
300-399 yards rushing	329 • at Oklahoma State (10/1/2016)	45 games
400+ yards rushing	406 • San Jose State (9/9/2017)	37 games
<100 yards rushing	54 • at Iowa State (Nov. 16, 2019)	2 games
<0 yds rushing	-7 • vs. Oklahoma (10/07/2000)	272 games
300-399 passing yards	348 • vs. Texas Tech (11/29/2019)	LAST GAME
400-499 passing yards	409 • LSU (9/7/2019)	10 games
500-599 total yards	509 • at Rice (9/14/2019)	9 games
600+ total yards	610 • vs. Texas Tech (11/29/2019)	LAST GAME
<200 yards total offense	163 • at Notre Dame (9/5/2015)	62 games
<100 yards total offense	59 • vs. Arkansas (12/29/2014)	63 games
100-yard rusher & 100-yard receiver	105 rush, Roschon Johnson; 199 rec, Devin Duvernay • vs. Texas Tech (11/29/2019)	LAST GAME
30+ first downs	33 • Kansas (10/19/2019)	5 games
100+ penalty yards	100 • vs. Texas Tech (11/29/2019)	LAST GAME
2+ fumbles lost	2 • Texas Tech (11/24/2017)	27 games
Scored a safety	vs. Kansas State (9/30/2018)	21 games
Allowed a safety	vs. Oklahoma (12/1/2018)	14 games
Scored a 1-point safety	Texas A&M (11/26/2004)	194 games
Forced 5+ turnovers	5 (3 INT, 2 FR) • Rice (9/12/2015)	61 games
Committed 5+ turnovers	5 • at West Virginia (11/14/2015)	52 games
4+ interceptions	4 • at West Virginia (10/5/2019)	7 games
Forced 2+ fumbles	2 • vs. Texas Tech (11/29/2019)	LAST GAME
2+ defensive TD's	Oklahoma State (9/26/2015)	58 games
	34-yard fumble return by Hassan Ridgeway, 41-yd interception return by Holton Hill	
Defensive & special teams TD	Maryland (9/2/2017)	38 games
	31 INT by Holton Hill, 65 blocked FG return by Holton Hill, 91 PR by Reggie Hemphill-Mapps	
4 TD's in game	Chris Warren, III (4 rush) • Texas Tech (11/26/2015)	52 games

RUSHING	LAST TIME	SPAN
100-199 yards	105 by Roschon Johnson vs. Texas Tech (11/29/2019)	LAST GAME
200-299 yards	250 by D'Onta Foreman • at Kansas (11/20/2016)	40 games
300-399 yards	341 by D'Onta Foreman • Texas Tech (11/6/2016)	42 games
2 players w/ 100+ yards	148 by D'Onta Foreman; 106 by Chris Warren III • at Oklahoma State (10/1/2016)	47 games
30+ attempts	31 by D'Onta Foreman • TCU (11/25/2016)	39 games
Consecutive 100-yard games	Sam Ehlinger • 107 vs. K-State; 110 vs. Oklahoma • (10/7,14/2017)	33 games
Consecutive 200-yard games	D'Onta Foreman • Baylor & at Texas Tech (2016)	42 games
50-59 yard run	57 • vs. Oklahoma (10/12/2019)	6 games
60-69 yard run	68 by Keaontay Ingram • at Baylor (11/23/2019)	1 game
70-79 yard run	74 by D'Onta Foreman • at Texas Tech (11/5/2016)	42 games
80-89 yard run	81 by D'Onta Foreman • vs. Oklahoma (10/10/2015)	56 games
90+ yard run	91 by Chris Warren III • Texas Tech (11/26/2015)	51 games
3 touchdowns	Roschon Johnson • vs. Texas Tech (11/29/2019)	LAST GAME
4+ touchdowns	Chris Warren III (4) • Texas Tech (11/26/2015)	52 games

PASSING	LAST TIME	SPAN
300-399 yards	348 by Sam Ehlinger • vs. Texas Tech (11/29/2019)	LAST GAME
400+ yards	401 by Sam Ehlinger • LSU (9/7/2019)	10 games
40-49 attempts	40 by Sam Ehlinger • at Iowa State (Nov. 16, 2019)	2 games
50+ attempts	50 by Sam Ehlinger • vs. Kansas State (10/7/2017)	33 games
25+ completions	31 by Sam Ehlinger • Kansas (10/19/2019)	5 games
3 touchdowns	3 by Sam Ehlinger • at Iowa State (Nov. 16, 2019)	2 games
4 touchdowns	4 by Sam Ehlinger • Kansas (10/19/2019)	5 games
5 touchdowns	5 by Colt McCoy • Baylor (11/8/2008)	143 games
6+ touchdowns	6 by Colt McCoy • Baylor (10/14/2006)	172 games
Consecutive 300+ yd games	399, 321 by Sam Ehlinger • vs. Kansas, at TCU (10/26/2019)	4 games
50-59 yard completion	51 by Sam Ehlinger to Cade Brewer • Kansas (10/19/2019)	5 games
60-69 yard completion	63 by Sam Ehlinger to Devin Duvernay • at TCU (10/26/2019)	4 games
70-79 yard completion	75 by Sam Ehlinger to Devin Duvernay • vs. Texas Tech (11/29/2019)	LAST GAME
80-89 yard completion	80 by Shane Buechele to Devin Duvernay • at Kansas State (10/22/2016)	43 games
90+ yard completion	90 by Sam Ehlinger to John Burt • Oklahoma State (10/21/2017)	31 games

RECEIVING	LAST TIME	SPAN
100-199 yards	199 by Devin Duvernay • vs. Texas Tech (11/29/2019)	LAST GAME
200+ yards	273 by Jordan Shipley • UCF (11/7/2009)	132 games
2 players w/ 100+ yards	110 by Devin Duvernay & Collin Johnson • Kansas State (11/9/2019)	3 games
10+ receptions	10 by Devin Duvernay • at Baylor (11/23/2019)	1 game
15+ receptions	15 by Jordan Shipley • Oklahoma State (10/25/2008)	148 games
Consecutive 100-yard games	D.Duvernay • Kansas, at TCU, K-State, Iowa State (11/9/2019)	2 games
3+ Consecutive 100-yard games	D.Duvernay • Kansas, at TCU, K-State, Iowa State (11/9/2019)	2 games
4+ Consecutive 100-yard games	D.Duvernay • Kansas, at TCU, K-State, Iowa State (11/9/2019)	2 games
50-59 yard reception	51 by Cade Brewer • Kansas (10/19/2019)	5 games
60-69 yard reception	63 by Devin Duvernay • at TCU (10/26/2019)	4 games
70-79 yard reception	75 by Devin Duvernay • vs. Texas Tech (11/29/2019)	LAST GAME
80-89 yard reception	80 by Devin Duvernay • at Kansas State (10/22/2016)	44 games
90+ yard reception	90 by John Burt • Oklahoma State (10/21/2017)	32 games
3+ touchdowns	3 by Jaxon Shipley • at Oklahoma State (9/29/2012)	98 games

SPECIAL TEAMS	LAST TIME	SPAN
50-59 yard field goal	57 by Cameron Dicker • at Rice (9/14/19)	9 games
60+ yard field goal	60 by Russell Erxleben • Texas Tech (10/29/1977)	523 games
Made 3+ field goals	3 by Cameron Dicker • Baylor (10/13/2018)	19 games
Made 7+ PAT's	8 by Joshua Rowland • San Jose State (9/9/2017)	36 games
60-69 yard punt	67 by Chris Naggar • at Iowa State (Nov. 16, 2019)	2 games
70+ yard punt	76 by Michael Dickson • at TCU (11/4/2017)	30 games
Missed PAT	by Cameron Dicker • vs. Texas Tech (11/29/2019)	LAST GAME
TD on kickoff return	98 by D'Shawn Jamison • at Rice (9/14/2019)	9 games
TD on punt return	90 by D'Shawn Jamison • Kansas State (9/30/2018)	21 games
50+ yard punt return	53 by Brandon Jones • Kansas State (11/9/2019)	3 games
2+ TD on kickoff return	NEVER	
TD on kickoff return to start game	88 by Greg Lott • at Texas Tech (9/24/1966)	648 games
Consecutive games with special teams TD	by Fozzy Whittaker (2011)	108 games
	100 KR vs. Oklahoma & 100 KR Oklahoma State	
Recovered on-side kick	by Chris Adimora • Oklahoma St. (9/21/2019)	8 games
2-point conversion	Pass Sam Ehlinger to Roschon Johnson • Oklahoma St. (9/21/2019)	8 games
Defensive 2-point conversion	D'Shawn Jamison • Kansas (10/19/2019)	5 games
Blocked PAT	Malcolm Roach • Kansas (10/19/2019)	5 games
Blocked FG	Joseph Ossai • Kansas (10/19/2019)	5 games
TD on blocked FG	46 by Anthony Wheeler • USC (9/15/2018)	23 games
Blocked punt	by Lorenzo Joe • at TCU (11/4/2017)	31 games
TD on blocked punt	34 by Josh Turner • at Iowa State (10/1/2011)	109 games

DEFENSE	LAST TIME	SPAN
10-14 tackles	12 by Brandon Jones • vs. Texas Tech (11/29/2019)	LAST GAME
15+ tackles	15 by Hassan Ridgeway • Rice (9/12/2015)	61 games
5+ tackles for loss	5 by Alex Okafor • vs. Oregon State (12/29/2012)	89 games
4+ tackles for loss	4, Malcolm Roach • at TCU (10/26/2019)	4 games
4+ sacks	4.5 by Alex Okafor • vs. Oregon State (12/29/2012)	89 games
2+ interceptions	2 by D'Shawn Jamison • at West Virginia (10/5/2019)	7 games
2+ fumble recoveries	2 by John Bonney • at Baylor (10/28/2017)	31 games
TD on interception return	43 by DeShon Elliott • at Baylor (10/28/2017)	31 games
TD on fumble return	38 by Anthony Wheeler • vs. Missouri (12/27/2017)	26 games
Sack, forced fumble and fumble recovery	by Marqez Bimage • vs. Texas Tech (11/29/2019)	LAST GAME

2019 STATISTICS | THE LAST TIME ... OPPONENT

TEAM	LAST TIME	SPAN
Scored 50-59	41-51 • Maryland (9/2/2017)	38 games
Scored 60-69	21-63 • vs. Oklahoma (10/13/2012)	98 games
Scored 70+	NEVER	NEVER
Scored <10	38-7 • at Baylor (9/28/2017)	31 games
Scored <7	56-0 • San Jose State (9/9/2017)	36 games
300+ yards rushing	309 • TCU (11/25/16)	39 games
<100 yards rushing	71 • vs. Texas Tech (11/29/2019)	LAST GAME
<0 yards rushing	-5 • USC (9/15/2018)	23 games
300-399 passing yards	399 • vs. Texas Tech (11/29/2019)	LAST GAME
400+ passing yards	471 • LSU (9/7/2019)	10 games
500-599 total yards	511 • vs. Kansas (1/19/2019)	5 games
600+ total yards	624 • Baylor (10/29/2016)	43 games
100-199 total yards	192 • at Oklahoma State (11/15/2014)	64 games
<100 total yards	94 • North Texas (8/30/2014)	76 games
30+ first downs	32 • at Texas Tech (11/10/2018)	16 games
100+ penalty yards	120 • West Virginia (11/3/2018)	17 games
2+ fumbles lost	2 • at Texas Tech (11/10/2018)	16 games
Scored a safety	vs. Oklahoma (12/1/2018)	13 games
4+ interceptions	4 • at TCU (10/26/2019)	4 games
2+ non-offensive TDs	40-yard fumble return, 33-yard interception return • TCU (11/27/2014)	64 games
3 total touchdowns (rush+rec)	3 receiving by CeeDee Lamb • vs. Oklahoma (10/12/2019)	6 games
4+ total touchdowns (rush+rec)	4 receiving by Keonte Turpin • at TCU (10/3/2015)	58 games

RUSHING	LAST TIME	SPAN
100-199 yards	101 by Breece Hall • at Iowa State (Nov. 16, 2019)	2 games
200-299 yards	214 by Samaje Perine • vs. Oklahoma (10/8/2016)	47 games
300+ yards	317 by Rashaan Salaam • Colorado (10/1/1994)	329 games
3+ touchdowns	3 by Taysom Hill • BYU (9/6/2014)	74 games
30+ attempts	37 by Chuba Hubbard • Oklahoma St. (9/21/2019)	8 games
50-69 yard run	65 by Pooka Williams • vs. Kansas (11/19/2019)	5 games
70-79 yard run	70 by Darius Anderson • TCU (11/25/2016)	40 games
80+ yard run	95 by Damien Williams • vs. Oklahoma (10/13/2012)	96 games

PASSING	LAST TIME	SPAN
300-399 yards	399 by Jett Duffey • vs. Texas Tech (11/29/2019)	LAST GAME
400+ yards	471 by Joe Burrow • LSU (9/7/2019)	10 games
40-49 attempts	48 by Brock Purdy • at Iowa State (Nov. 16, 2019)	2 games
50+ attempts	58 by Jett Duffey • vs. Texas Tech (11/29/2019)	LAST GAME
25+ completions	36 by Jett Duffey • vs. Texas Tech (11/29/2019)	LAST GAME
3 touchdowns	4 by Carter Stanley • vs. Kansas (1/19/2019)	5 games
4 touchdowns	4 by Carter Stanley • vs. Kansas (1/19/2019)	5 games
5 touchdowns	by Deshone Kizer • at Notre Dame (9/4/2016)	48 games
6+ touchdowns	6 by by Kliff Kingsbury • Texas Tech (11/16/2002)	224 games
50-59 yard completion	52 by Jett Duffey to KeSean Carter • vs. Texas Tech (11/29/2019)	LAST GAME
60-69 yard completion	61 by Joe Burrow • LSU (9/7/2019)	10 games
70-79 yard completion	75 by Brock Purdy • at Iowa State (Nov. 16, 2019)	2 games
80+ yard completion	97 by Sam B. Richardson • Iowa State (10/3/2013)	83 games

RECEIVING	LAST TIME	SPAN
100-199 yards	150 by K.Carter, 135 by E.Ezukanma • vs. Texas Tech (11/29/2019)	LAST GAME
200+ yards	222 by Tylan Wallace • vs. Oklahoma State (10/27/2018)	18 games
2 players w/ 100+ yards	150 by K.Carter, 135 by E.Ezukanma • vs. Texas Tech (11/29/2019)	LAST GAME
3 players w/ 100+ yards	163 by J. Jefferson, 147 by J. Chase, 123 by T Marshall • LSU (9/7/2019)	10 games
15+ receptions	16 by Kevin White • West Virginia (11/8/2014)	65 games
50-59 yard reception	52 by KeSean Carter • vs. Texas Tech (11/29/2019)	LAST GAME
60-69 yard reception	61 by Justin Jefferson • LSU (9/7/2019)	10 games
70-79 yard reception	75 by Deshaunte Jones • at Iowa State (Nov. 16, 2019)	2 games
80+ yard reception	97 by Quenton Bundrage • Iowa State (10/3/2013)	83 games
3+ touchdowns	3 by CeeDee Lamb • vs. Oklahoma (10/12/2019)	6 games

SPECIAL TEAMS	LAST TIME	SPAN
50-59 yard field goal	51 by Clayton Hatfield • Texas Tech (11/26/2015)	52 games
60+ yard field goal	67 by Steve Little • Arkansas (10/15/1977)	524 games
Made 3+ field goals	3 by Matt Ammendola • Oklahoma St. (9/21/2019)	8 games
Made 7+ PAT's	7 by Mike Hunnicutt • vs. Oklahoma (10/13/2012)	34 games
60-69 yard punt	61 by Corey Dunn • Iowa State (11/17/2018)	15 games
70+ yard Punt	76 by Kyle Thompson • at Kansas (11/23/2018)	15 games
Missed PAT	by Ben Grogan • at Oklahoma State (10/1/2016)	47 games
TD on kickoff return	91 by Alex Ross • Kansas State (11/9/2019)	3 games
TD on punt return	73 by Jeff Scott • Ole Miss (9/14/2013)	87 games
2-point conversion	Rush by Chad Hansen • at California (9/17/2016)	49 games
Defensive 2-point conversion	at Oklahoma State (10/1/2016)	48 games
Blocked PAT	vs. Oklahoma (12/1/2018)	13 games
Blocked FG	at Baylor (10/28/2017)	31 games
TD on blocked FG	71 by Antoine Brooks, Jr • Maryland (9/2/2017)	38 games
TD on blocked punt	6 by Ghaal Muhammad • Wyoming (9/12/2009)	139 games

DEFENSE	LAST TIME	SPAN
10+ tackles	13 by D. Fields • vs. Texas Tech (11/29/2019)	LAST GAME
5+ tackles for loss	7 by Ndamukong Suh • vs. Nebraska (12/5/2009)	128 games
4+ sacks	4.5 by Ndamukong Suh • vs. Nebraska (12/5/2009)	128 games
2+ interceptions	2 by Sam Carter • TCU (11/27/2014)	64 games
2+ fumble recoveries	2 by Ian Campbell • Kansas State (11/11/2006)	169 games
TD on interception return	55 by Brandon Stewart • Kansas (11/19/2016)	40 games
TD on fumble return	100 by Douglas Coleman • Texas Tech (11/5/2016)	42 games

2019 STATISTICS | QUARTERBACKS

#8 Casey Thompson

OPPONENT	COMP-ATT-INT	YDS	TD	LONG
LOUISIANA TECH	3-5-0	25	0	13
LSU				
at Rice	5-7-0	59	0	37
OKLAHOMA STATE				
at West Virginia				
vs. Oklahoma				
KANSAS				
at TCU				
KANSAS STATE				
at Iowa State				
at Baylor				
TEXAS TECH	0-0-0	0	0	0
TOTALS	8-12-0	84	0	37

CAREER HIGHS

Pass attempts	7 at Rice (R-Fr.)
Pass completions	5 at Rice (R-Fr.)
Passing yards	59 at Rice (R-Fr.)
Passing TDs	No passing TDs
Long	37 at Rice (R-Fr.)
Total Offense	54 at Rice (R-Fr.)

CAREER TOTALS

400-yard passing games	0
300-yard passing games	0
200-yard passing games	0
Multiple TD pass games	0
Record as a starter	0-0 (.000)

RUSHING

OPPONENT	ATT-YDS-TD	LONG
LOUISIANA TECH	2-11-1	9
LSU		
at Rice	3--5-0	3
OKLAHOMA STATE		
at West Virginia		
vs. Oklahoma		
KANSAS		
at TCU		
KANSAS STATE		
at Iowa State		
at Baylor		
TEXAS TECH	0-0-0	0
TOTALS	5-6-1	9

CAREER HIGHS

Rushing attempts	3 at Rice (R-Fr.)
Rushing yards	11 vs. Louisiana Tech (R-Fr.)
Long	9 vs. Louisiana Tech (R-Fr.)
Rushing TDs	1 vs. Louisiana Tech (R-Fr.)
100-yard rushing games	0

#11 Sam Ehlinger

OPPONENT	COMP-ATT-INT	YDS	TD	LONG
LOUISIANA TECH	28-38-0	276	4	28
LSU	31-47-0	401	4	55
at Rice	23-27-0	279	3	53
OKLAHOMA STATE	20-28-1	281	4	73
at West Virginia	18-33-1	211	2	28
vs. Oklahoma	26-38-0	210	0	22
KANSAS	31-44-1	399	4	51
at TCU	22-48-4	321	2	63
KANSAS STATE	22-29-1	263	1	37
at Iowa State	22-40-0	273	3	33
at Baylor	22-37-1	200	0	29
TEXAS TECH	19-27-0	348	2	75
TOTALS	284-436-9	3,462	29	75

CAREER HIGHS

Pass attempts	50 vs. Kansas State (Fr.)
Pass completions	31, twice, last vs. Kansas (Jr.)
Passing yards	401 vs. LSU (Jr.)
Passing TDs	4, five times, last vs. Kansas (Jr.)
Long	90 vs. Oklahoma State (Fr.)
Total Offense	490 vs. Kansas (Jr.)

CAREER TOTALS

400-yard passing games	1
300-yard passing games	9
200-yard passing games	28
Multiple TD pass games	21
Record as a starter	19-13 (.594)

RUSHING

OPPONENT	ATT-YDS-TD	LONG
LOUISIANA TECH	8-34-0	9
LSU	19-60-1	17
at Rice	5-27-0	14
OKLAHOMA STATE	10-70-0	29
at West Virginia	9-45-2	23
vs. Oklahoma	23--9-2	11
KANSAS	9-43-0	16
at TCU	14-40-0	18
KANSAS STATE	12-27-0	10
at Iowa State	12-27-0	10
at Baylor	19-79-0	17
TEXAS TECH	10-83-1	18
TOTALS	152-590-6	29

CAREER HIGHS

Rushing attempts	23 vs. Oklahoma (Jr.)
Rushing yards	110 vs. Oklahoma (Fr.)
Long	29, Oklahoma State (Jr.)
Rushing TDs	3, Two Times (Oklahoma 10/6/18; Georgia 1/1/19; So.)
100-yard rushing games	2

2019 STATISTICS | RUNNING BACKS

#2 Roschon Johnson

OPPONENT	RUSHING		RECEIVING	
	ATT-YDS-TD	LONG	REC-YDS-TD	LONG
LOUISIANA TECH	7-26-0	8	2-14-0	13
LSU	7-32-0	7	3-17-0	7
at Rice	11-59-0	13	3-30-1	25
OKLAHOMA STATE	9-30-1	14	1-15-0	15
at West Virginia	21-121-0	17	1-10-0	10
vs. Oklahoma	8-95-1	57	4-23-0	11
KANSAS	11-46-1	14	0-0-0	0
at TCU	5-9-1	3	1-5-0	5
KANSAS STATE	5-37-0	20	1-7-0	7
at Iowa State	6-18-0	5	2-17-0	12
at Baylor	4-22-0	10	3-16-0	6
TEXAS TECH	23-105-3	16	2-4-0	5
TOTALS	117-600-7	57	23-158-0	25

CAREER HIGHS

Rushing attempts	23 vs. Texas Tech (Fr.)
Rushing yards	121 at West Virginia (Fr.)
Long	52 vs. Oklahoma (Fr.)
Rushing TDs	3 vs. Texas Tech (Fr.)
100-yard games	1 at West Virginia (Fr.)
Receptions	4 vs. Oklahoma (Fr.)
Receiving yards	30 at Rice (Fr.)
Long	25 at Rice (Fr.)
Receiving TDs	1 at Rice (Fr.)
All-purpose yards	131 at West Virginia (Fr.)

#21 Jordan Whittington

OPPONENT	RUSHING		RECEIVING	
	ATT-YDS-TD	LONG	REC-YDS-TD	LONG
LOUISIANA TECH	0-0-0	0	2-17-0	14
LSU				
at Rice				
OKLAHOMA STATE				
at West Virginia				
vs. Oklahoma				
KANSAS				
at TCU				
KANSAS STATE				
at Iowa State				
at Baylor				
TEXAS TECH				
TOTALS	0-0-0	0	2-17-0	14

CAREER HIGHS

Rushing attempts	No career rushing attempts
Rushing yards	No career rushing yards
Long	No career rushing attempts
Rushing TDs	No career rushing touchdowns
100-yard games	0
Receptions	2 vs. Louisiana Tech (Fr.)
Receiving yards	17 vs. Louisiana Tech (Fr.)
Long	14 vs. Louisiana Tech (Fr.)
Receiving TDs	No career receiving touchdowns
All-purpose yards	17 vs. Louisiana Tech (Fr.)

#26 Keaontay Ingram

OPPONENT	RUSHING		RECEIVING	
	ATT-YDS-TD	LONG	REC-YDS-TD	LONG
LOUISIANA TECH	11-78-1	19	3-43-0	21
LSU	10-29-0	7	5-32-0	19
at Rice	13-74-2	26	2-19-0	10
OKLAHOMA STATE	21-114-0	16	1-26-0	26
at West Virginia	11-18-0	6	1-3-0	3
vs. Oklahoma	2-9-0	7	2-0-0	3
KANSAS	14-101-1	32	2-12-0	8
at TCU	16-71-0	17	3-21-1	17
KANSAS STATE	8-9-0	7	4-45-1	22
at Iowa State	7-86-0	68	1-10-0	10
at Baylor				
TEXAS TECH				
TOTALS	129-728-6	68	26-215-2	26

CAREER HIGHS

Rushing attempts	21 vs. Oklahoma State (So.)
Rushing yards	114 vs. Oklahoma State (So.)
Long	68 at Baylor (So.)
Rushing TDs	2 at Rice (So.)
100-yard games	2
Receptions	5, 3x (So.)
Receiving yards	45 at Iowa State (So.)
Long	26 vs. Oklahoma State (So.)
Receiving TDs	1, four times, last at Iowa State (So.)
All-purpose yards	140 vs. Oklahoma State (So.)

#32 Daniel Young

OPPONENT	RUSHING		RECEIVING	
	ATT-YDS-TD	LONG	REC-YDS-TD	LONG
LOUISIANA TECH		DNP		DNP
LSU		DNP		DNP
at Rice	4-16-0	13	2-7-0	8
OKLAHOMA STATE	0-0-0	0	0-0-0	0
at West Virginia	0-0-0	0	0-0-0	0
vs. Oklahoma	0-0-0	0	0-0-0	0
KANSAS				
at TCU				
KANSAS STATE	0-0-0	0	0-0-0	0
at Iowa State	0-0-0	0	0-0-0	0
at Baylor	1-4-1	4	0-0-0	0
TEXAS TECH	8-41-1	17	0-0-0	0
TOTALS	13-61-2	13	2-7-0	8

CAREER HIGHS

Rushing attempts	21 vs. Kansas (Fr.)
Rushing yards	85 at West Virginia (Fr.)
Long	36 at West Virginia (Fr.)
Rushing TDs	1, four times, last vs. Texas Tech (Jr.)
100-yard games	0
Receptions	3 vs. Missouri (Fr.)
Receiving yards	62 vs. Missouri (Fr.)
Long	42 vs. Missouri (Fr.)
Receiving TDs	1 vs. Missouri (Fr.)
All-purpose yards	114 vs. Missouri (Fr.)

2019 STATISTICS | RECEIVERS

#1 John Burt, WR

OPPONENT	REC-YDS-TD	LONG
LOUISIANA TECH	0-0-0	0
LSU	0-0-0	0
at Rice	1-18-0	18
OKLAHOMA STATE	0-0-0	0
at West Virginia	1-13-1	13
vs. Oklahoma	0-0-0	0
KANSAS	0-0-0	0
at TCU	3-21-0	13
KANSAS STATE	0-0-0	0
at Iowa State	0-0-0	0
at Baylor	0-0-0	0
TEXAS TECH	0-0-0	0
TOTALS	5-52-0	18

CAREER HIGHS

Receptions	6 vs. Notre Dame (So.)
Yards	113 vs. Kansas (Fr.)
Long	90 vs. Oklahoma State (Jr.)
TDs	1, Four Times
100-yard games	2

#6 Devin Duvernay, WR

OPPONENT	REC-YDS-TD	LONG
LOUISIANA TECH	9-55-1	22
LSU	12-154-2	44
at Rice	6-60-0	17
OKLAHOMA STATE	12-108-1	17
at West Virginia	6-86-0	36
vs. Oklahoma	8-54-0	18
KANSAS	8-110-2	43
at TCU	8-179-1	63
KANSAS STATE	9-110-0	32
at Iowa State	9-107-0	26
at Baylor	10-78-0	29
TEXAS TECH	6-199-1	75
TOTALS	103-1,294-8	75

CAREER HIGHS

Receptions	12, Twice, last vs. Oklahoma State (Sr.)
Yards	199 vs. Texas Tech (Sr.)
Long	80 at Kansas State (Fr.)
TDs	2, three times, last vs. Kansas (Sr.)
100-yard games	8

#9 Collin Johnson, WR

OPPONENT	REC-YDS-TD	LONG
LOUISIANA TECH	4-59-1	27
LSU	3-49-0	19
at Rice		
OKLAHOMA STATE		
at West Virginia		
vs. Oklahoma	6-82-0	22
KANSAS	8-96-0	20
at TCU	7-101-0	26
KANSAS STATE	7-110-1	37
at Iowa State		
at Baylor		
TEXAS TECH		
TOTALS	35-497-2	37

CAREER HIGHS

Receptions	11 vs. Baylor (Jr.)
Yards	191 at USC (So.)
Long	48 at USC (So.)
TDs	2 at Texas Tech (Fr.)
100-yard games	6

#13 Brennan Eagles, WR

OPPONENT	REC-YDS-TD	LONG
LOUISIANA TECH	3-59-2	28
LSU	5-116-1	55
at Rice	1-28-0	28
OKLAHOMA STATE	1-73-1	73
at West Virginia	1-3-0	3
vs. Oklahoma	2-12-0	6
KANSAS	6-76-1	28
at TCU		
KANSAS STATE	2-21-0	14
at Iowa State	4-84-1	33
at Baylor	2-2-6-0	16
TEXAS TECH	3-20-0	8
TOTALS	30-518-6	73

CAREER HIGHS

Receptions	6 vs. Kansas (So.)
Yards	116 vs. LSU (So.)
Long	73 vs. Oklahoma State (So.)
TDs	2 vs. Louisiana Tech (So.)
100-yard games	1

#14 Joshua Moore, WR

OPPONENT	REC-YDS-TD	LONG
LOUISIANA TECH		
LSU		
at Rice		
OKLAHOMA STATE		
at West Virginia		
vs. Oklahoma		
KANSAS		
at TCU		
KANSAS STATE		
at Iowa State		
at Baylor		
TEXAS TECH		
TOTALS	0-0-0	0

CAREER HIGHS

Receptions	2, Three Times
Yards	27 vs. USC (Fr.)
Long	27 vs. USC (Fr.)
TDs	1 vs. USC (Fr.)
100-yard games	0

#16 Jake Smith, WR

OPPONENT	REC-YDS-TD	LONG
LOUISIANA TECH	4-31-0	18
LSU	1-20-1	20
at Rice	6-75-2	53
OKLAHOMA STATE	2-24-1	17
at West Virginia	3-23-0	9
vs. Oklahoma	0-0-0	0
KANSAS	4-34-1	13
at TCU	0-0-0	0
KANSAS STATE	0-0-0	0
at Iowa State	0-0-0	0
at Baylor	2-16-0	10
TEXAS TECH	3-51-1	26
TOTALS	25-274-6	53

CAREER HIGHS

Receptions	6 at Rice (Fr.)
Yards	75 at Rice (Fr.)
Long	53 at Rice (Fr.)
TDs	2 at Rice (Fr.)
100-yard games	0

#80 Cade Brewer, TE

OPPONENT	REC-YDS-TD	LONG
LOUISIANA TECH	2-8-0	5
LSU	1-6-0	6
at Rice	0-0-0	0
OKLAHOMA STATE	2-29-1	25
at West Virginia	1-25-0	25
vs. Oklahoma	1-10-0	10
KANSAS	3-71-0	51
at TCU	0-0-0	0
KANSAS STATE		
at Iowa State		
at Baylor		
TEXAS TECH		
TOTALS	10-149-0	51

CAREER HIGHS

Receptions	3 vs. Kansas (Jr.)
Yards	71 vs. Kansas (Jr.)
Long	51 vs. Kansas (Jr.)
TDs	1, three times, last vs. Oklahoma State (Jr.)
100-yard games	0

#83 Al'Vonte Woodard, WR

OPPONENT	REC-YDS-TD	LONG
LOUISIANA TECH	0-0-0	0
LSU		
at Rice	0-0-0	0
OKLAHOMA STATE		
at West Virginia		
vs. Oklahoma		
KANSAS		
at TCU	0-0-0	0
KANSAS STATE	0-0-0	0
at Iowa State	1-7-0	7
at Baylor	1-14-0	14
TEXAS TECH	0-0-0	0
TOTALS	2-21-0	14

CAREER HIGHS

Receptions	1 at Iowa State (Fr.)
Yards	7 at Iowa State (Fr.)
Long	7 at Iowa State (Fr.)
TDs	0
100-yard games	0

#85 Malcolm Epps, WR

OPPONENT	REC-YDS-TD	LONG
LOUISIANA TECH	1-4-0	4
LSU	0-0-0	0
at Rice	4-53-0	18
OKLAHOMA STATE	1-6-0	0
at West Virginia	3-34-1	22
vs. Oklahoma	3-29-0	13
KANSAS	0-0-0	0
at TCU	0-0-0	0
KANSAS STATE	0-0-0	0
at Iowa State	2-13-1	7
at Baylor	3-40-0	18
TEXAS TECH	2-42-0	36
TOTALS	19-221-2	36

CAREER HIGHS

Receptions	4 at Rice (Fr.)
Yards	53 at Rice (Fr.)
Long	36 vs. Texas Tech (Fr.)
TDs	1, twice, last at Iowa State (Fr.)
100-yard games	0

2019 STATISTICS | DEFENSE

DEFENSE

DEFENSIVE LEADERS	GP	SOLO	AST	TOTAL	TFL/YDS	SACKS/YDS	INT-YDS	BRUP	QBH	FR-YDS	FF	KICK	SAF
19 Brandon Jones	12	64	22	86	4.5-17	1.0-7	2-7	4		1-0	1		
46 Joseph Ossai	12	56	25	81	7.5-24	2.0-12	2-24	1	9		1	1	
7 Caden Sterns	8	37	13	50	3.0-8	1.0-2		1					
15 Chris Brown	9	37	9	46	3.0-7		1-10	2		1-0			
40 Ayodele Adeoye	12	22	18	40	3.0-17	2.5-15	1-13	2					
32 Malcolm Roach	12	22	14	36	7.5-25	2.0-12		1				1	
5 D'Shawn Jamison	12	29	6	35	3.5-5		3-9	3	1	1-0	1		
6X Juwan Mitchell	10	25	9	34	3.5-22	3.0-20		3	3				
25 B.J. Foster	8	20	12	32	4.0-10	1.5-7	1-0	1					
3 Jalen Green	9	20	8	28	2.0-10			5					
49 Ta'Quon Graham	12	14	13	27	9.5-23	2.5-11		1	1				
39 Montrell Estell	12	22	4	26			1-37	1					
23 Jeff McCulloch	9	19	7	26	1.5-7	0.5-4			2				
99 Keondre Coburn	12	15	8	23	3.5-7	2.0-3			1		1		
4 Anthony Cook	10	16	2	18	1.0-6			2			1		
31 DeMar Overshown	7	17	1	18	7.0-26	2.0-13	1-0	3	1				
50 Byron Vaughns	10	10	4	14							1		
36 Jacoby Jones	11	8	6	14							1		
42 Marqez Bimage	12	10	2	12	2.0-9	1.0-8		2	2	1-0	1		
29 Josh Thompson	4	9	3	12	1.5-4								
98 Moro Ojomo	12	6	4	10	1.5-2				3	1-0			
1A Chris Adimora	12	6	3	9				1					
44 Tyler Owens	12	6	2	8									
93 T'Vondre Sweat	12	4	3	7	1.0-4	1.0-4		2		1-11			
38 Kobe Boyce	12	5	1	6				5					
2 Kenyatta Watson	4	4	2	6				1					
91 Jamari Chisholm	11	3	1	4									
2H Mason Ramirez	10	2		2									
27 Donovan Duvernay	7	1	1	2				1					
6 Devin Duvernay	12	1	1	2									
17 Cameron Dicker	12	2		2									
52 Samuel Cosmi	12	1		1									
54 Justin Mader	12	1		1									
75 Junior Angilau	11	1		1									
33 David Gbenda	4		1	1									
80 Cade Brewer	8	1		1									
81 Reese Leitao	12	1		1									
85 Malcolm Epps	12	1		1									
16 Jake Smith	12	1		1									
88 Daniel Carson	4		1	1									
11 Sam Ehlinger	12	1		1									
5B Jett Bush	11	1		1						1-0			
2X Roschon Johnson	12	1		1									
1 John Burt	12	1		1									
1C Marcus Tillman	4	1		1					1				
Total.....	12	524	206	730	70-233	22-118	12-100	42	26	7-11	9	2	
Opponents.....	12	533	272	805	68.0-264	33-188	9-107	42	19	4-0	4	1	

GP - games played • GS - games started • SOLO - unassisted tackles • AST - assisted tackles • TOTAL - total tackles • TFL - tackles for loss • INT - interceptions

SPECIAL TEAMS TACKLES

NAME	TT (SOLO)	NAME	TT (SOLO)	NAME	TT (SOLO)
Montrell Estell	7 (7)	Mason Ramirez	1 (1)		
Byron Vaughns	4 (4)	Joseph Ossai	1 (1)		
Tyler Owens	3 (3)	Justin Mader	1 (1)		
Cameron Dicker	2 (2)				
Josh Thompson	1 (1)				
John Burt	1 (1)				
Chris Adimora	1 (1)				

2019 STATISTICS | DEFENSE

GAME-BY-GAME TACKLES (INDIVIDUAL)

TOTAL TACKLES	UA-A	TOT	LT	LSU	RICE	OSU	WVU	OU	KU	TCU	KSU	ISU	BU	TTU
Brandon Jones DB	64-22	86	4-3	4-2	2-1	6-1	5-1	3-2	10-0	7-4	4-2	6-3	2-2	11-1
Joseph Ossai LB	56-25	81	5-0	2-1	1-4	5-3	7-1	7-1	6-2	5-5	5-0	4-5	7-1	2-2
Caden Sterns DB	37-13	50	5-2	7-2	0-1	10-2	DNP	DNP	DNP	DNP	3-2	7-1	3-3	2-0
Chris Brown DB	37-9	46	5-1	6-0	-	5-1	1-1	4-1	DNP	DNP	DNP	4-2	3-3	9-0
Ayodele Adeoye LB	22-18	40	-	0-1	3-2	1-3	2-1	4-4	4-1	3-0	1-2	-	3-2	1-2
Malcolm Roach DL	22-14	36	2-0	2-1	0-2	1-3	2-0	2-0	-	4-1	0-4	2-2	4-0	3-1
D'Shawn Jamison DB	29-6	35	1-0	-	2-1	1-1	4-0	2-2	1-0	5-0	-	8-1	2-1	3-0
Juwan Mitchell LB	25-9	34	1-0	DNP	3-2	3-0	4-0	3-0	0-1	5-2	3-1	3-3	DNP	-
B.J. Foster DB	20-12	32	4-2	6-2	DNP	DNP	2-1	1-2	3-2	DNP	2-1	1-1	DNP	1-1
Jalen Green DB	20-8	28	4-1	8-0	0-1	2-0	DNP	DNP	DNP	2-1	0-2	2-0	2-3	-
Ta'Quon Graham DL	14-13	27	-	1-1	2-1	3-1	0-1	2-1	1-0	1-1	0-5	2-0	0-2	2-0
Montrell Estell DB	22-4	26	2-0	-	0-1	7-1	6-0	1-0	1-2	3-0	1-0	-	-	1-0
Jeff McCulloch LB	19-7	26	6-2	5-1	0-3	6-0	1-0	-	DNP	DNP	DNP	1-0	0-1	-
Keondre Coburn DL	15-8	23	0-1	-	2-2	1-0	2-0	3-1	2-1	3-0	1-3	-	-	1-0
Anthony Cook DB	16-2	18	-	-	-	1-0	5-2	2-0	4-0	1-0	2-0	1-0	DNP	DNP
DeMar Overshown DB	17-1	18	1-0	-	DNP	DNP	DNP	-	5-0	DNP	DNP	3-0	4-1	4-0
Byron Vaughns LB	10-4	14	DNP	DNP	0-1	-	1-0	1-0	6-2	1-0	-	-	1-1	-
Jacoby Jones DL	8-6	14	2-2	-	2-1	1-0	1-1	1-0	DNP	0-2	-	-	1-0	-
Marqez Bimage DL	10-2	12	2-0	-	-	1-1	-	-	2-0	1-0	0-1	1-0	1-0	2-0
Josh Thompson DB	9-3	12	4-1	-	4-0	1-2	DNP	DNP	DNP	DNP	DNP	DNP	DNP	DNP
Moro Ojomo DL	6-4	10	0-1	-	-	2-1	1-0	-	0-1	0-1	1-0	-	1-0	1-0
Chris Adimora DB	6-3	9	1-1	-	1-1	1-0	-	-	1-1	-	-	-	-	2-0
Tyler Owens DB	6-2	8	1-0	-	1-1	-	1-0	1-0	-	1-1	-	-	-	1-0
T'Vondre Sweat DL	4-3	7	0-1	-	0-1	-	1-1	-	1-0	-	2-0	-	-	-
Kobe Boyce DB	5-1	6	-	2-1	-	-	-	-	-	-	-	1-0	-	2-0
Kenyatta Watson DB	4-2	6	0-1	DNP	DNP	DNP	1-0	DNP	DNP	DNP	DNP	1-0	DNP	2-1
Jamari Chisholm DL	3-1	4	-	1-0	0-1	-	-	1-0	-	1-0	-	-	DNP	-
Mason Ramirez DB	2-0	2	-	-	1-0	-	-	DNP	-	-	-	DNP	-	1-0
Donova Duvernay DB	1-1	2	-	DNP	1-1	-	-	DNP	DNP	DNP	-	-	DNP	-
Devin Duvernay	1-1	2	-	-	-	-	-	-	-	1-0	0-1	-	-	-
Cameron Dicker	2-0	2	-	-	-	-	1-0	-	-	1-0	-	-	-	-
Samuel Cosmi	1-0	1	-	-	-	1-0	-	-	-	-	-	-	-	-
Justin Mader DS	1-0	1	-	-	-	-	1-0	-	-	-	-	-	-	-
Junior Angilau	1-0	1	-	-	-	-	1-0	-	-	-	-	DNP	-	-
David Gbenda LB	0-1	1	-	-	-	DNP	DNP	DNP	0-1	DNP	DNP	DNP	DNP	DNP
Cade Brewer	1-0	1	-	-	-	-	-	-	1-0	-	DNP	DNP	DNP	DNP
Reese Leitao	1-0	1	-	-	-	-	-	-	-	1-0	-	-	-	-
Malcolm Epps	1-0	1	-	-	-	-	-	-	-	-	1-0	-	-	-
Jake Smith	1-0	1	-	-	-	-	-	-	-	1-0	-	-	-	-
Daniel Carson DL	0-1	1	0-1	DNP	-	DNP	-	DNP	DNP	DNP	DNP	-	DNP	DNP
Sam Ehlinger	1-0	1	-	-	-	-	-	-	-	-	-	-	1-0	-
Jett Bush LB	1-0	1	-	DNP	-	-	-	-	-	-	-	-	-	1-0
Roschon Johnson	1-0	1	-	-	-	-	-	-	-	-	-	-	1-0	-
John Burt	1-0	1	-	-	-	-	-	1-0	-	-	-	-	-	-
Marcus Tillman LB	1-0	1	1-0	-	-	-	DNP	DNP	DNP	DNP	DNP	DNP	DNP	DNP

2019 OFFICIATING CREWS

1 - LA TECH

R: Cooper Castleberry
U: Jim Adams
HL: John Braun
LJ: Kelly Deterding
BJ: Donnie Aultman
FJ: Scott Gaines
SJ: Michael Defee
CJ: Chris Tallent

3 - RICE

R: Rodney Burnette
U: Stephen Marshal
HL: Lea Bailey
LJ: Joshua Fath
BJ: Rodney Tate III
FJ: Brandon Spencer
SJ: Joe Pester
CJ: Nathan Jastram

5 - WEST VIRGINIA

R: Brad Van Vark
U: Michael Cooper
HL: George Gusman
LJ: Frank LeBlanc
BJ: Brian Ernest
FJ: Jason Ledet
SJ: Tuta Salaam
CJ: Brian Alos

7 - KANSAS

R: Eddy Shelton
U: Scott Teifer
HL: Bradford Edwards
LJ: Quentin Givens
BJ: Daniel Young
FJ: Rich Almeroth
SJ: Fulton Carson
CJ: Stacy Hardin

9 - KANSAS STATE

R: Scott Campbell
U: Rick Podraza
HL: Doug Moore
LJ: Keith Garmond
BJ: Terry White
FJ: Matt Mills
SJ: Mario Seneca
CJ: Tyree Walton

11 - BAYLOR

R: Mike Defee
U: Robert Richeson
HL: Al Green
LJ: Derek Anderson
BJ: Terry Jones
FJ: Joe Blubaugh
SJ: Lo van Pham
CJ: Marvel July

2 - LSU

R: John McDavid
U: Tom Quick
HL: Gary Jayroe
LJ: Chad Lorange
BJ: Tom Fimmen
FJ: Phillip Davenport
SJ: Sean Petty
CJ: Ron Turner

4 - OKLAHOMA STATE

R: Mike Defee
U: Robert Richeson
HL: Al Green
LJ: Derek Anderson
BJ: Terry Jones
FJ: Joe Blubaugh
SJ: Lo van Pham
CJ: Marvel July

6 - OKLAHOMA

R: Mike Defee
U: Robert Richeson
HL: Al Green
LJ: Derek Anderson
BJ: Terry Jones
FJ: Joe Blubaugh
SJ: Lo van Pham
CJ: Marvel July

8 - TCU

R: Cooper Castleberry
U: Jim Adams
HL: John Braun
LJ: Kelly Deterding
BJ: Donnie Aultman
FJ: Scott Gaines
SJ: Anthony Flemming
CJ: Chris Tallent

10 - IOWA STATE

R: Reggie Smith
U: M. Fitzgerald
HL: Rick Smith
LJ: Scott Reilly
BJ: Joel Wetzel
FJ: Randy Smith
SJ: Tim Murray
CJ: Dan Scanlan

12 - TEXAS TECH

R: Cooper Castleberry
U: Jim Adams
HL: John Braun
LJ: Keith Garmond
BJ: Donnie Aultman
FJ: Scott Gaines
SJ: Anthony Flemming
CJ: Chris Tallent

2019 STATISTICS | DEFENSE

DEFENSIVE LEADERS

SACKS **22.0-118**

Juwan Mitchell	3.0-20
Ayodele Adeoye	2.5-15
Ta'Quon Graham	2.5-11
DeMarvion Overshown	2.0-13
Joseph Ossai	2.0-12
Malcolm Roach	2.0-12
Keondre Coburn	2.0-3
B.J. Foster	1.5-7
Marqez Bimage	1.0-8
Brandon Jones	1.0-7
T'Vondre Sweat	1.0-4
Caden Sterns	1.0-2
Jeff McCulloch	0.5-4

TACKLES FOR LOSS **70.0-233**

Ta'Quon Graham	9.5-23
Malcolm Roach	7.5-25
Joseph Ossai	7.5-24
DeMarvion Overshown	7.0-26
Brandon Jones	4.5-17
B.J. Foster	4.0-10
Juwan Mitchell	3.5-22
Keondre Coburn	3.5-7
D'Shawn Jamison	3.5-5
Ayodele Adeoye	3.0-17
Caden Sterns	3.0-9
Chris Brown	3.0-7
Jalen Green	2.0-10
Marqez Bimage	2.0-9
Jeffrey McCulloch	1.5-7
Josh Thompson	1.5-4
Moro Ojomo	1.5-2
Anthony Cook	1.0-6
T'Vondre Swat	1.0-4

MULTI-TFL GAMES **8**

Malcolm Roach	4.0-11
Ta'Quon Graham	2.5-7
Malcolm Roac	2.0-11
DeMarvion Overshown	2.0-9
DeMarvion Overshown	2.0-8
Brandon Jones	2.0-6
Joseph Ossai	2.0-2
B.J. Foster	1.5-3

MULTI-SACK GAMES **0**

QB PRESSURES **26**

Joseph Ossai	9
Moro Ojomo	3
Juwan Mitchell	3
Malcolm Roach	2
Jeff McCulloch	2
Marqez Bimage	2
Ta'Quon Graham	1
Marcus Tillman	1
Keondre Coburn	1
D'Shawn Jamison	1
DeMarvion Overshown	1

FORCED FUMBLES **9**

Joseph Ossai	1
D'Shawn Jamison	1
DeMarvion Overshown	1
Brandon Jones	1
Jacoby Jones	1
Anthony Cook	1
Byron Vaughns	1
Marqez Bimage	1
Keondre Coburn	1

RECOVERED FUMBLES **7-11**

Jett Bush	1-0
Brandon Jones	1-0
D'Shawn Jamison	1-0
Moro Ojomo	1-0
Chris Brown	1-0
Marqez Bimage	1-0
T'Vondre Sweat	1-11

INTERCEPTIONS **12-100**

D'Shawn Jamison	3-9
Joseph Ossai	2-24
Brandon Jones	2-7
Montrell Estell	1-37
Ayodele Adeoye	1-13
Chris Brown	1-10
B.J. Foster	1-0
DeMarvion Overshown	1-0

PASS BREAKUPS **42**

Kobe Boyce	5
Jalen Green	5
Brandon Jones	4
D'Shawn Jamison	3
DeMarvion Overshown	3
Juwan Mitchell	3
Chris Brown	2
T'Vondre Sweat	2
Anthony Cook	2
Marqez Bimage	2
Ayodele Adeoye	2
Kenyatta Watson	1
Caden Sterns	1
Montrell Estell	1
Donovan Duvernay	1
Ta'Quon Graham	1
Chris Adimora	1
Joseph Ossai	1
B.J. Foster	1
Malcolm Roach	1

BLOCKED PUNTS **0**

None

BLOCKED FIELD GOALS/PAT **2**

Malcolm Roach	1
Joseph Ossai	1

GAME-BY-GAME DEFENSIVE STATISTICS (TEAM)

Opponent	Sacks	TFL	FF	FR	INT	PBU	P_BLK	FG_BLK	XP_BLK	QBP
LOUISIANA TECH	1.0	5.0	1	1-1	2	6	0	0	0	1
LSU	4.0	6.0	0	0-0	1	2	0	0	0	1
at Rice	3.0	5.0	0	0-0	0	3	0	0	0	3
OKLAHOMA STATE	2.0	12.0	1	1-0	2	6	0	0	0	1
at West Virginia	0.0	3.0	0	0-0	4	3	0	0	0	0
vs. Oklahoma	0.0	4.0	1	1-0	1	2	0	0	0	4
KANSAS	1.0	6.0	0	0-0	0	4	0	1	1	4
at TCU	2.0	7.0	1	1-1	1	0	0	0	0	1
KANSAS STATE	3.0	6.0	1	1-1	0	2	0	0	0	4
at Iowa State	1.0	6.0	0	0-0	1	5	0	0	0	6
at Baylor	1.0	2.0	2	1-2	0	2	0	0	0	0
TEXAS TECH	4.0	8.0	2	2-2	0	7	0	0	0	1

2019 STATISTICS | SPECIALISTS

PLACEKICKERS

#17 Cameron Dicker

OPPONENT	FG-FGA	PAT-A	POINTS	LONG
LOUISIANA TECH	1-2	6-6	9	43
LSU	1-1	5-5	8	47
at Rice	2-2	6-6	12	57
OKLAHOMA STATE	0-0	4-4	4	0
at West Virginia	0-1	6-6	6	0
vs. Oklahoma	2-2	3-3	9	49
KANSAS	2-2	6-6	12	39
at TCU	2-3	3-3	9	38
KANSAS STATE	2-3	3-3	9	36
at Iowa State	0-0	3-3	3	0
at Baylor	1-1	1-1	4	48
TEXAS TECH	0-0	6-7	6	0
TOTALS	13-17	51-52	91	57

PUNTERS

#8 Ryan Bujcevski

OPPONENT	NO.	YDS	AVG.	LONG	TB	FC	I20	50+
LOUISIANA TECH	3	123	41.0	48	0	2	1	0
LSU	3	132	44.0	55	1	0	1	1
at Rice	2	89	44.5	46	0	2	1	0
Oklahoma State	4	136	34.0	42	1	2	3	0
at West Virginia	7	289	41.3	45	0	3	2	0
vs. Oklahoma	7	281	40.1	47	0	2	1	0
KANSAS	1	55	55.0	55	0	0	0	1
at TCU	3	136	45.3	56	1	3	1	1
KANSAS STATE								
at Iowa State								
at Baylor								
TEXAS TECH								
TOTALS	30	1241	41.4	56	3	12	10	3

#45 Chris Naggar

OPPONENT	NO.	YDS	AVG.	LONG	TB	FC	I20	50+
LOUISIANA TECH								
LSU								
at Rice								
Oklahoma State								
at West Virginia								
vs. Oklahoma								
KANSAS								
at TCU	1	54	54.0	54	0	0	1	1
KANSAS STATE	3	131	43.7	47	0	3	2	0
at Iowa State	9	366	40.7	67	0	7	3	1
at Baylor	7	261	37.3	51	0	3	4	1
TEXAS TECH	5	171	34.2	42	0	3	0	0
TOTALS	25	983	39.3	67	0	16	10	3

2019 STATISTICS | STARTERS/PARTICIPATION

2019 STARTERS (GAME-BY-GAME)

OFFENSE	QB	RB	OWR	IWR	OWR	TE	LT	LG	C	RG	RT
LA TECH	Ehlinger	Ingram	Johnson	Duvernay	Burt	Brewer	Cosmi	Braun	Shackelford	Angilau	Kerstetter
LSU	Ehlinger	Ingram	Johnson	Duvernay	Burt	Brewer	Cosmi	Braun	Shackelford	Angilau	Kerstetter
at Rice	Ehlinger	Ingram	Epps	Duvernay	Burt	Brewer	Cosmi	Braun	Shackelford	Angilau	Kerstetter
OKLAHOMA STATE	Ehlinger	Ingram	Epps	Duvernay	Eagles	Brewer	Cosmi	Braun	Shackelford	Angilau	Kerstetter
at West Virginia	Ehlinger	Ingram	Epps	Duvernay	Eagles	Brewer	Cosmi	Braun	Shackelford	Angilau	Kerstetter
vs. Oklahoma	Ehlinger	Ingram	Johnson	Duvernay	Eagles	Brewer	Cosmi	Braun	Shackelford	Angilau	Kerstetter
KANSAS	Ehlinger	Ingram	Johnson	Duvernay	Eagles	Brewer	Cosmi	Braun	Shackelford	Angilau	Kerstetter
at TCU	Ehlinger	Ingram	Johnson	Duvernay	Burt	Brewer	Cosmi	Braun	Shackelford	Angilau	Kerstetter
KANSAS STATE	Ehlinger	Ingram	Johnson	Duvernay	Burt	Epps (WR)	Cosmi	Braun	Shackelford	Angilau	Kerstetter
at Iowa State	Ehlinger	Ingram	Washington	Duvernay	Burt	Epps (WR)	Cosmi	Braun	Shackelford	Kerstetter	Okafor
at Baylor	Ehlinger	Ingram	Epps	Duvernay	Eagles	Wiley	Cosmi	Braun	Shackelford	Angilau	Kerstetter
TEXAS TECH	Ehlinger	Ingram	Epps	Duvernay	Eagles	Wiley	Cosmi	Braun	Shackelford	Angilau	Kerstetter

DEFENSE	DE	NT	DE	ROV	MLB	BLB	CB	S	S	CB	NB
LA TECH	Roach	Coburn	Graham	Adeoye	McCulloch	Ossai	Boyce	Brown	Jones	Green	Foster
LSU	Roach	Coburn	Graham	McCulloch	Brown (S)	Ossai	Boyce	Sterns	Jones	Green	Foster
at Rice	Roach	Coburn	Graham	McCulloch	Adeoye	Ossai	Boyce	Sterns	Brown	Green	Jones
OKLAHOMA STATE	Roach	Coburn	Graham	McCulloch	Estell (S)	Ossai	Jamison	Sterns	Brown	Green	Jones
at West Virginia	Roach	Coburn	Graham	Adeoye	Mitchell	Ossai	Jamison	Brown	Jones	Cook	Foster
vs. Oklahoma	Roach	Coburn	Graham	Adeoye	Mitchell	Ossai	Jamison	Brown	Jones	Cook	Foster
KANSAS	Ojomo	Coburn	Graham	Adeoye	Gbenda	Ossai	Jamison	Overshown	Jones	Cook	Foster
at TCU	Roach	Coburn	Graham	Adeoye	Mitchell	Ossai	Jamison	Estell	Owens	Cook	Jones
KANSAS STATE	Roach	Coburn	Graham	Adeoye	Mitchell	Ossai	Cook	Sterns	Jones	Green	Ojomo (DT)
at Iowa State	Roach	Coburn	Graham	Brown (S)	Mitchell	Ossai	Jamison	Sterns	Jones	Cook	Foster
at Baylor	Roach	Coburn	Graham	Adeoye	Overshown (S)	Ossai	Jamison	Sterns	Brown	Green	Jones
TEXAS TECH	Roach	Coburn	Graham	Adeoye	Brown (S)	Ossai	Jamison	Sterns	Jones	Boyce	Foster

CAREER PARTICIPATIONS/STARTS

Player	Career Games	Career Starts	Consec Games	Consec Starts	Player	Career Games	Career Starts	Consec Games	Consec Starts	Player	Career Games	Career Starts	Consec Games	Consec Starts
Ayodele Adeoye, LB	16	9	13	2	Rafiti Ghirmai, OL	2	0	0	0	Mason Ramirez, RB	10	0	5	0
Chris Adimora, DB	12	0	12	0	Ta'Quon Graham, DL	38	13	36	12	Malcolm Roach, DL	46	22	19	5
Junior Angilau, OL	11	11	2	2	Jalen Green, DB	19	6	4	0	Zach Shackelford, OL	42	39	21	21
Marqez Bimage, DL	33	0	12	0	Russell Hine, LB	8	0	1	0	Jake Smith, WR	12	0	12	0
Kobe Boyce, CB	18	6	12	1	Tope Imade, OL	2	0	0	0	Caden Sterns, DB	21	20	4	4
Parker Braun, OL	12	12	12	12	Keaontay Ingram, RB	25	14	23	12	T'Vondre Sweat, DL	12	0	12	0
Cade Brewer, TE	32	11	0	0	D'Shawn Jamison, DB	25	9	13	3	Casey Thompson, QB	4	0	1	0
Luke Brockermeyer, LB	2	0	0	0	Cort Jaquess, LB	21	0	21	0	Josh Thompson, DB	26	3	0	0
Chris Brown, DB	34	11	3	3	Collin Johnson, WR	44	28	0	0	Marcus Tillman, Jr., LB	4	0	0	0
Ryan Bujcewski, P	22	0	0	0	Kirk Johnson, RB	21	0	0	0	J.P. Urquidez, OL	14	0	12	0
John Burt, WR	50	23	12	0	Roschon Johnson, RB/QB	12	0	12	0	Byron Vaughns, LB	10	0	10	0
Jett Bush, LB	11	0	10	0	Brandon Jones, DB	46	35	15	15	Marcus Washington, WR	10	1	9	0
Daniel Carson, DL	4	0	1	0	Christian Jones, OL	12	0	12	0	Kenyatta Watson II, DB	4	0	3	0
Jamari Chisholm, DL	25	0	14	0	Jacoby Jones, DL	11	0	11	0	Jordan Whittington, RB	1	0	0	0
D'Andre Christmas, DL	20	0	0	0	Derek Kerstetter, OL	36	27	36	12	Gerald Wilbon, DL	36	1	0	0
Keondre Coburn, DL	15	11	13	0	Reese Leitao, TE	26	0	26	0	Jared Wiley, TE	11	2	8	2
Anthony Cook, DB	23	7	10	0	Kennedy Lewis, WR	1	0	0	0	Al'Vonte Woodard, WR	7	0	5	0
Samuel Cosmi, OL	26	25	26	25	Brayden Liebrock, TE	2	0	1	0	Daniel Young, RB	35	5	4	0
Hank Coutoumanos, DB	3	0	0	0	Justin Mader, DS	26	0	26	0					
Cameron Dicker, K	26	0	26	0	Jeffrey McCulloch, LB	45	10	3	0					
Devin Duvernay, WR	51	29	51	26	Juwan Mitchell, LB	10	5	1	0					
Donovan Duvernay, DB	11	0	3	0	Joshua Moore, WR	6	0	0	0					
Brennan Eagles, WR	22	7	4	2	Chris Naggar, K	7	0	6	0					
Sam Ehlinger, QB	35	32	30	26	Moro Ojomo, DL	15	3	14	1					
Malcolm Epps, WR	14	7	12	4	Denzel Okafor, OL	35	5	12	0					
Montrell Estell, DB	22	2	12	0	Joseph Ossai, LB	26	14	26	13					
B.J. Foster, DB	21	13	1	1	DeMarvion Overshown, DB	16	2	3	0					
David Gbenda, LB	4	1	0	0	Tyler Owens, DB	12	1	12	0					

2019 STATISTICS | STARTERS/PARTICIPATION

#	NAME	GP/GS	LATECH	LSU	RICE	OSU	WVU	OU	KU	TCU	KSU	ISU	BU	TTU
40	Ayodele Adeoye	12/9	START	XXX	START	XXX	START	START	START	START	START	XXX	START	START
1A	Chris Adimora	12/-	XXX	XXX	XXX	XXX	XXX	XXX	XXX	XXX	XXX	XXX	XXX	XXX
75	Junior Angilau	11/11	START	START	START	START	START	START	START	START	START	...	START	START
42	Marqez Bimage	12/-	XXX	XXX	XXX	XXX	XXX	XXX	XXX	XXX	XXX	XXX	XXX	XXX
38	Kobe Boyce	12/4	START	START	START	XXX	XXX	XXX	XXX	XXX	XXX	XXX	XXX	START
73	Parker Braun	12/12	START	START	START	START	START	START	START	START	START	START	START	START
80	Cade Brewer	8/8	START	START	START	START	START	START	START	START
47	Lu Brockermeier	2/-	XXX	...	XXX
15	Chris Brown	9/9	START	START	START	START	START	START	START	START	START
8	Ryan Bujcewski	8/-	XXX	XXX	XXX	XXX	XXX	XXX	XXX	XXX
1	John Burt	12/6	START	START	START	XXX	XXX	XXX	XXX	START	START	START	XXX	XXX
5B	Jett Bush	11/-	XXX	...	XXX	XXX	XXX	XXX	XXX	XXX	XXX	XXX	XXX	XXX
24	Marque Caldwell	1/-	XXX
88	Daniel Carson	4/-	XXX	...	XXX	...	XXX	XXX
91	Jamari Chisholm	11/-	XXX	XXX	XXX	XXX	XXX	XXX	XXX	XXX	XXX	XXX	...	XXX
55	Christmas-Giles	1/-	XXX
99	Keondre Coburn	12/11	START	START	START	START	START	START	START	START	START	START	START	XXX
4	Anthony Cook	10/6	XXX	XXX	XXX	XXX	START	START	START	START	START	START
52	Samuel Cosmi	12/12	START	START	START	START	START	START	START	START	START	START	START	START
41	Han Coutoumanos	2/-	XXX	XXX
17	Cameron Dicker	12/-	XXX	XXX	XXX	XXX	XXX	XXX	XXX	XXX	XXX	XXX	XXX	XXX
6	Devin Duvernay	12/12	START	START	START	START	START	START	START	START	START	START	START	START
27	Donova Duvernay	7/-	XXX	...	XXX	XXX	XXX	XXX	XXX	...	XXX
13	Brennan Eagles	11/6	XXX	XXX	XXX	START	START	START	START	...	XXX	XXX	START	START
11	Sam Ehlinger	12/12	START	START	START	START	START	START	START	START	START	START	START	START
85	Malcolm Epps	12/7	XXX	XXX	START	START	START	XXX	XXX	XXX	START	START	START	START
39	Montrell Estell	12/2	XXX	XXX	XXX	START	START	XXX	XXX	START	XXX	XXX	XXX	XXX
25	B.J. Foster	8/7	START	START	START	START	START	...	XXX	START	...	START
33	David Gbenda	4/1	XXX	XXX	XXX	START
74	Rafiti Ghirmai	2/-	XXX	...	XXX
49	Ta'Quon Graham	12/12	START	START	START	START	START	START	START	START	START	START	START	START
3	Jalen Green	9/6	START	START	START	START	XXX	START	XXX	START	XXX
35	Russell Hine	7/-	XXX	...	XXX	XXX	XXX	XXX	XXX	XXX
67	Tope Imade	2/-	XXX	...	XXX
26	Keontay Ingram	12/12	START	START	START	START	START	START	START	START	START	START	START	START
5	D'Shawn Jamison	12/8	XXX	XXX	XXX	START	START	START	START	START	XXX	START	START	START
57	Cort Jaquess	12/-	XXX	XXX	XXX	XXX	XXX	XXX	XXX	XXX	XXX	XXX	XXX	XXX
9	Collin Johnson	6/6	START	START	START	START	START	START	START
28	Kirk Johnson	5/-	XXX	XXX	XXX	XXX	XXX
2X	Roschon Johnson	12/-	XXX	XXX	XXX	XXX	XXX	XXX	XXX	XXX	XXX	XXX	XXX	XXX
19	Brandon Jones	12/12	START	START	START	START	START	START	START	START	START	START	START	START
70	Christian Jones	12/-	XXX	XXX	XXX	XXX	XXX	XXX	XXX	XXX	XXX	XXX	XXX	XXX
36	Jacoby Jones	11/-	XXX	XXX	XXX	XXX	XXX	XXX	...	XXX	XXX	XXX	XXX	XXX
68	Dere Kerstetter	12/12	START	START	START	START	START	START	START	START	START	START	START	START
81	Reese Leitao	12/-	XXX	XXX	XXX	XXX	XXX	XXX	XXX	XXX	XXX	XXX	XXX	XXX
84	Kennedy Lewis	2/-	XXX	XXX
89	Brayde Liebrock	2/-	XXX	XXX
54	Justin Mader	12/-	XXX	XXX	XXX	XXX	XXX	XXX	XXX	XXX	XXX	XXX	XXX	XXX
23	Jeff McCulloch	9/4	START	START	START	START	XXX	XXX	XXX	XXX	XXX	XXX
6X	Juwan Mitchell	10/5	XXX	...	XXX	XXX	START	START	XXX	START	START	START	...	XXX
4E	Chris Naggar	7/-	XXX	...	XXX	XXX	XXX	XXX	XXX	XXX
98	Moro Ojomo	12/3	XXX	XXX	XXX	XXX	XXX	XXX	START	XXX	START	XXX	XXX	START
78	Denzel Okafor	12/1	XXX	XXX	XXX	XXX	XXX	XXX	XXX	XXX	XXX	START	XXX	XXX
46	Joseph Ossai	12/12	START	START	START	START	START	START	START	START	START	START	START	START
31	DeMar Owershow	7/2	XXX	XXX	XXX	START	XXX	START	XXX	XXX
44	Tyler Owens	12/1	XXX	XXX	XXX	XXX	XXX	XXX	XXX	START	XXX	XXX	XXX	XXX
86	Jordan Pouncey	8/-	XXX	XXX	XXX	XXX	XXX	XXX	XXX	XXX
2H	Mason Ramirez	10/-	XXX	XXX	XXX	XXX	XXX	...	XXX	XXX	XXX	...	XXX	XXX
61	Ishan Rison	1/-	XXX
32	Malcolm Roach	12/11	START	START	START	START	START	START	XXX	START	START	START	START	START
56	Zac Shackelford	12/12	START	START	START	START	START	START	START	START	START	START	START	START
16	Jake Smith	12/-	XXX	XXX	XXX	XXX	XXX	XXX	XXX	XXX	XXX	XXX	XXX	XXX
7	Caden Sterns	8/7	XXX	START	START	START	START	START	START	START
93	T'Vondre Sweat	12/-	XXX	XXX	XXX	XXX	XXX	XXX	XXX	XXX	XXX	XXX	XXX	XXX
8X	Casey Thompson	4/-	XXX	...	XXX	...	XXX	XXX
29	Josh Thompson	4/-	XXX	XXX	XXX	XXX
1C	Marcus Tillman	4/-	XXX	XXX	XXX	XXX
71	J.P. Urquidez	12/-	XXX	XXX	XXX	XXX	XXX	XXX	XXX	XXX	XXX	XXX	XXX	XXX
50	Byron Vaughns	10/-	XXX	XXX	XXX	XXX	XXX	XXX	XXX	XXX	XXX	XXX
1E	Marc Washington	10/1	XXX	...	XXX	XXX	XXX	XXX	...	XXX	XXX	START	XXX	XXX
2	Kenyatta Watson	4/-	XXX	XXX	XXX	...	XXX
21	Jor Whittington	1/-	XXX
94	Gerald Wilbon	3/-	...	XXX	XXX	XXX
18	Jared Wiley	11/2	XXX	XXX	XXX	...	XXX	XXX	XXX	XXX	XXX	XXX	START	START
83	Al'Vont Woodard	7/-	XXX	...	XXX	XXX	XXX	XXX	XXX	XXX
3B	Daniel Young	8/-	XXX	XXX	XXX	XXX	XXX	XXX	XXX	XXX

2019 STATISTICS | CAREER HIGHS

Ayodele Adeoye

All-purpose yards: 13, at West Virginia, Oct 05, 2019
Interceptions: 1, at West Virginia, Oct 05, 2019
Long interception return: 13, at West Virginia, Oct 05, 2019
Tackles: 8, vs Oklahoma, Oct 12, 2019 (4-4)
Sacks: 1.0, Kansas State, Nov 09, 2019 (1-0); at Baylor, Nov 23, 2019 (1-0)
Tackles for loss: 1.0, Kansas State, Nov 09, 2019 (1-0); at Baylor, Nov 23, 2019 (1-0)
Pass breakups: 2, Texas Tech, Nov 29, 2019

Chris Adimora

Tackles: 2, 4 times
Pass breakups: 1, Oklahoma State, Sep 21, 2019

Junior Angilau

Tackles: 1, at West Virginia, Oct 05, 2019 (1-0)

Marqez Bimage

Tackles: 2, 5 times
Sacks: 1.0, Texas Tech, Nov 29, 2019 (1-0)
Tackles for loss: 1.0, Texas Tech, Nov 29, 2019 (1-0); Kansas, Oct 19, 2019 (1-0)
Fumbles forced: 1 [1-5th], Texas Tech, Nov 29, 2019; USC, Sep 22, 2018
Fumbles recovered: 1 [1-5th], Texas Tech, Nov 29, 2019
Pass breakups: 1, Texas Tech, Nov 29, 2019; at West Virginia, Oct 05, 2019

Kobe Boyce

Tackles: 5, at Maryland, Sep 01, 2018 (4-1); vs Maryland, Sep 01, 2018 (4-1)
Pass breakups: 1, 6 times

Cade Brewer

All-purpose yards: 10, Oklahoma State, Sep 21, 2019
Interceptions: 1, Iowa State, Nov 17, 2018; Oklahoma State, Sep 21, 2019
Long interception return: 10, Oklahoma State, Sep 21, 2019
Tackles: 6, 5 times
Sacks: 1.0, USC, Sep 15, 2018 (1-0)
Tackles for loss: 1.0, 4 times
Fumbles recovered: 1 [1-5th], at Baylor, Nov 23, 2019
Pass breakups: 1, Louisiana Tech, Aug 31, 2019; LSU, Sep 07, 2019

Chris Brown

All-purpose yards: 10, Oklahoma State, Sep 21, 2019
Interceptions: 1, Iowa State, Nov 17, 2018; Oklahoma State, Sep 21, 2019
Long interception return: 10, Oklahoma State, Sep 21, 2019
Tackles: 9, Texas Tech, Nov 29, 2019 (9-0)
Sacks: 1.0, USC, Sep 15, 2018 (1-0)
Tackles for loss: 1.0, 4 times
Fumbles recovered: 1 [1-5th], at Baylor, Nov 23, 2019
Pass breakups: 1, Louisiana Tech, Aug 31, 2019; LSU, Sep 07, 2019

Ryan Bujcevski

Rush attempts: 1, at TCU, Oct 26, 2019
Rush yards: 3, at TCU, Oct 26, 2019 (1 carries)
Long rush: 3, at TCU, Oct 26, 2019
Total offense attempts: 1, at TCU, Oct 26, 2019 (1 rush,0 pass)
Total offense yards: 3, at TCU, Oct 26, 2019 (3 rush,0 pass)
All-purpose yards: 3, at TCU, Oct 26, 2019
Punt attempts: 9 [1-5th], at Maryland, Sep 01, 2018; vs Maryland, Sep 01, 2018
Punt yards: 339, at Maryland, Sep 01, 2018 (9 punts); vs Maryland, Sep 01, 2018 (9 punts)
Longest punt: 56, 4 times
Tackles: 1, Iowa State, Nov 17, 2018 (1-0)

John Burt

Points scored: 6, 5 times
Touchdowns: 1, 5 times
Rush attempts: 1, Texas Tech, Nov 26, 2015
Rush yards: -2, Texas Tech, Nov 26, 2015 (1 carries)
Pass attempts: 1, Texas Tech, Nov 24, 2017
Receptions: 6, Notre Dame, Sep 04, 2016
Receiving yards: 113, Kansas, Nov 07, 2015 (4 receptions)
Receiving TDs: 1, 5 times
Long reception: 90 [1st], Oklahoma State, Oct 21, 2017
Total offense attempts: 1, Texas Tech, Nov 24, 2017 (0 rush,1 pass); Texas Tech, Nov 26, 2015 (1 rush,0 pass)
Total offense yards: -2, Texas Tech, Nov 26, 2015 (-2 rush,0 pass)
All-purpose yards: 113, Kansas, Nov 07, 2015
Tackles: 1, at Iowa State, Sep 28, 2017 (1-0); Iowa State, Nov 17, 2018 (1-0); vs Oklahoma, Oct 12, 2019 (1-0)

Jett Bush

Tackles: 1, Texas Tech, Nov 29, 2019 (1-0)
Fumbles recovered: 1 [1-5th], at TCU, Oct 26, 2019

Daniel Carson

Tackles: 1, Louisiana Tech, Aug 31, 2019 (0-1)

Jamari Chisholm

Tackles: 1, 4 times

Keondre Coburn

Tackles: 4, Kansas State, Nov 09, 2019 (1-3); vs Oklahoma, Oct 12, 2019 (3-1); at Rice, Sep 14, 2019 (2-2)
Sacks: 1.0, Texas Tech, Nov 29, 2019 (1-0); at Rice, Sep 14, 2019 (1-0)
Tackles for loss: 1.0, Kansas State, Nov 09, 2019 (1-0); Texas Tech, Nov 29, 2019 (1-0); at Rice, Sep 14, 2019 (1-0)
Fumbles forced: 1 [1-5th], Texas Tech, Nov 29, 2019

Anthony Cook

Tackles: 7, at West Virginia, Oct 05, 2019 (5-2)
Sacks: 1.0, at Kansas, Nov 23, 2018 (1-0)
Tackles for loss: 1.0, at Kansas, Nov 23, 2018 (1-0); vs Oklahoma, Oct 12, 2019 (1-0)
Fumbles forced: 1 [1-5th], vs Oklahoma, Oct 12, 2019
Pass breakups: 1, West Virginia, Nov 03, 2018; Kansas, Oct 19, 2019; at Rice, Sep 14, 2019

Samuel Cosmi

Points scored: 6, at West Virginia, Oct 05, 2019
Touchdowns: 1, at West Virginia, Oct 05, 2019
Rush attempts: 1, at West Virginia, Oct 05, 2019
Rush yards: 12, at West Virginia, Oct 05, 2019 (1 carries)
Rush TDs: 1, at West Virginia, Oct 05, 2019
Long rush: 12, at West Virginia, Oct 05, 2019
Total offense attempts: 1, at West Virginia, Oct 05, 2019 (1 rush,0 pass)
Total offense yards: 12, at West Virginia, Oct 05, 2019 (12 rush,0 pass)
All-purpose yards: 12, at West Virginia, Oct 05, 2019
Tackles: 1, Oklahoma State, Sep 21, 2019 (1-0)

Cameron Dicker

Points scored: 13, USC, Sep 15, 2018
Kick PATs: 6, 5 times
Points by kicking: 13 [1-3rd], USC, Sep 15, 2018
Field goals made: 3 [1-2nd], Baylor, Oct 13, 2018; USC, Sep 15, 2018
Field goal attempts: 5 [1st], Baylor, Oct 13, 2018
Longest field goal: 57 [2nd], at Rice, Sep 14, 2019
Tackles: 1, 6 times

Devin Duvernay

Points scored: 12, at Texas Tech, Nov 10, 2018; Kansas, Oct 19, 2019; LSU, Sep 07, 2019
Touchdowns: 2, at Texas Tech, Nov 10, 2018; Kansas, Oct 19, 2019; LSU, Sep 07, 2019
Rush attempts: 3, vs Oklahoma, Oct 12, 2019
Rush yards: 13, at West Virginia, Oct 05, 2019 (1 carries)
Rush TDs: 1, at West Virginia, Oct 05, 2019
Long rush: 13, at West Virginia, Oct 05, 2019
Pass attempts: 1, LSU, Sep 07, 2019
Pass completions: 1, LSU, Sep 07, 2019
Pass yards: 8, LSU, Sep 07, 2019
Long pass: 8, LSU, Sep 07, 2019
Receptions: 12 [1-1st], LSU, Sep 07, 2019; Oklahoma State, Sep 21, 2019
Receiving yards: 199 [1st], Texas Tech, Nov 29, 2019 (6 receptions)
Receiving TDs: 2 [1-3rd], at Texas Tech, Nov 10, 2018; Kansas, Oct 19, 2019; LSU, Sep 07, 2019
Long reception: 80 [1-3rd], at Kansas State, Oct 22, 2016
Total offense attempts: 3, vs Oklahoma, Oct 12, 2019 (3 rush,0 pass)
Total offense yards: 13, at West Virginia, Oct 05, 2019 (13 rush,0 pass)
All-purpose yards: 209 [10th], Texas Tech, Nov 29, 2019
Kick returns: 7 [1-1st], at Oklahoma State, Oct 1, 2016
Kick return yards: 143 [4th], at Oklahoma State, Oct 1, 2016 (7 returns)
Long kick return: 36, Louisiana Tech, Aug 31, 2019
Tackles: 1, 5 times

Donova Duvernay

Tackles: 2, at Rice, Sep 14, 2019 (1-1)
Pass breakups: 1, at Rice, Sep 14, 2019

Brennan Eagles

Points scored: 12, Louisiana Tech, Aug 31, 2019
Touchdowns: 2, Louisiana Tech, Aug 31, 2019
Receptions: 6, Kansas, Oct 19, 2019
Receiving yards: 116, LSU, Sep 07, 2019 (5 receptions)
Receiving TDs: 2 [1-3rd], Louisiana Tech, Aug 31, 2019
Long reception: 73 [1-10th], Oklahoma State, Sep 21, 2019
All-purpose yards: 116, LSU, Sep 07, 2019

Sam Ehlinger

Points scored: 18 [1-7th], vs Georgia, Jan. 1, 2019; vs Oklahoma, Oct 06, 2018
Touchdowns: 3 [1-7th], vs Georgia, Jan. 1, 2019; vs Oklahoma, Oct 06, 2018
Rush attempts: 23, vs Oklahoma, Oct 12, 2019
Rush yards: 110, vs Oklahoma, Oct 14, 2017 (22 carries)
Rush TDs: 3 [1-7th], vs Georgia, Jan. 1, 2019; vs Oklahoma, Oct 06, 2018
Long rush: 29, Oklahoma State, Sep 21, 2019
Pass attempts: 50 [2nd], Kansas State, Oct 07, 2017
Pass completions: 31 [1-2nd], Kansas, Oct 19, 2019; LSU, Sep 07, 2019
Pass yards: 401 [1st], LSU, Sep 07, 2019
Pass TDs: 4 [1-2nd], 5 times
Had intercepted: 4 [1-1st], at TCU, Oct 26, 2019
Long pass: 90 [1st], Oklahoma State, Oct 21, 2017
Receptions: 2, at Kansas State, Sep 29, 2018
Receiving yards: 27, Texas Tech, Nov 24, 2017 (1 reception)
Long reception: 27, Texas Tech, Nov 24, 2017
Total offense attempts: 70 [1st], Kansas State, Oct 07, 2017 (20 rush,50 pass)
Total offense yards: 490 [2nd], Kansas, Oct 19, 2019 (91 rush,399 pass)
All-purpose yards: 110, vs Oklahoma, Oct 14, 2017
Tackles: 1, Texas Tech, Nov 24, 2017 (1-0); at Baylor, Nov 23, 2019 (1-0)

Malcolm Epps

Points scored: 6, at Iowa State, Nov 16, 2019; at West Virginia, Oct 05, 2019
Touchdowns: 1, at Iowa State, Nov 16, 2019; at West Virginia, Oct 05, 2019
Receptions: 4, at Rice, Sep 14, 2019
Receiving yards: 53, at Rice, Sep 14, 2019 (4 receptions)
Receiving TDs: 1, at Iowa State, Nov 16, 2019; at West Virginia, Oct 05, 2019
Long reception: 36, Texas Tech, Nov 29, 2019
All-purpose yards: 53, at Rice, Sep 14, 2019
Tackles: 1, Kansas State, Nov 09, 2019 (1-0)

Montrell Estell

All-purpose yards: 37, Oklahoma State, Sep 21, 2019
Interceptions: 1, Oklahoma State, Sep 21, 2019
Long interception return: 37, Oklahoma State, Sep 21, 2019
Tackles: 9, Oklahoma State, Sep 21, 2019 (8-1)
Tackles for loss: 1.0, Oklahoma State, Sep 21, 2019 (1-0)
Pass breakups: 1, Louisiana Tech, Aug 31, 2019

B.J. Foster

Interceptions: 1, at West Virginia, Oct 05, 2019; Tulsa, Sep 08, 2018
Tackles: 9, LSU, Sep 07, 2019 (7-2)
Sacks: 2.0 [1-8th], LSU, Sep 07, 2019 (2-0)
Tackles for loss: 2.0, vs Georgia, Jan. 1, 2019 (2-0); vs Oklahoma, Oct 06, 2018 (2-0); LSU, Sep 07, 2019 (2-0)
Fumbles forced: 1 [1-5th], vs Georgia, Jan. 1, 2019; USC, Sep 15, 2018
Pass breakups: 1, 6 times

David Gbenda

Tackles: 1, Kansas, Oct 19, 2019 (0-1)

Ta'Quon Graham

Tackles: 5, Kansas State, Nov 09, 2019 (0-5)
Sacks: 1.0, 4 times
Tackles for loss: 2.5, Oklahoma State, Sep 21, 2019 (2-0)
Fumbles forced: 1 [1-5th], vs Georgia, Jan. 1, 2019
Pass breakups: 1, Oklahoma State, Sep 21, 2019

Jalen Green

Tackles: 8, LSU, Sep 07, 2019 (8-0)
Tackles for loss: 1.0, at TCU, Oct 26, 2019 (1-0); Oklahoma State, Sep 21, 2019 (1-0)
Pass breakups: 2, Louisiana Tech, Aug 31, 2019

Keaontay Ingram

Points scored: 12, Kansas State, Nov 09, 2019; at Rice, Sep 14, 2019
Touchdowns: 2, Kansas State, Nov 09, 2019; at Rice, Sep 14, 2019
Rush attempts: 21, Oklahoma State, Sep 21, 2019
Rush yards: 139, Kansas State, Nov 09, 2019 (16 carries)
Rush TDs: 2, Kansas State, Nov 09, 2019; at Rice, Sep 14, 2019
Long rush: 68 [10th], at Baylor, Nov 23, 2019
Pass attempts: 1, vs Oklahoma, Dec 01, 2018
Receptions: 5, Iowa State, Nov 17, 2018; LSU, Sep 07, 2019; at Kansas State, Sep 29, 2018
Receiving yards: 45, at Iowa State, Nov 16, 2019 (4 receptions)
Receiving TDs: 1, 4 times
Long reception: 26, Oklahoma State, Sep 21, 2019
Total offense attempts: 21, Oklahoma State, Sep 21, 2019 (21 rush,0 pass)
Total offense yards: 139, Kansas State, Nov 09, 2019 (139 rush,0 pass)
All-purpose yards: 143, Kansas State, Nov 09, 2019

D'Shawn Jamison

Points scored: 6, at Rice, Sep 14, 2019; at Kansas State, Sep 29, 2018
Touchdowns: 1, at Rice, Sep 14, 2019; at Kansas State, Sep 29, 2018
Rush attempts: 2, at Kansas, Nov 23, 2018; at Maryland, Sep 01, 2018; vs Maryland, Sep 01, 2018
Rush yards: 14, at Kansas, Nov 23, 2018 (2 carries)
Long rush: 8, at Kansas, Nov 23, 2018
Receptions: 1, 4 times
Receiving yards: 17, Baylor, Oct 13, 2018 (1 reception)
Long reception: 17, Baylor, Oct 13, 2018
Total offense attempts: 2, at Kansas, Nov 23, 2018 (2 rush,0 pass); at Maryland, Sep 01, 2018 (2 rush,0 pass); vs Maryland, Sep 01, 2018 (2 rush,0 pass)
Total offense yards: 14, at Kansas, Nov 23, 2018 (14 rush,0 pass)
All-purpose yards: 120, at Rice, Sep 14, 2019
Punt returns: 3, Baylor, Oct 13, 2018
Punt return yards: 90 [5th], at Kansas State, Sep 29, 2018 (1 return)
Long punt return: 90 [2nd], at Kansas State, Sep 29, 2018
Kick returns: 3, at Maryland, Sep 01, 2018; vs Maryland, Sep 01, 2018
Kick return yards: 120 [1-10th], at Rice, Sep 14, 2019 (2 returns)
Long kick return: 98 [4th], at Rice, Sep 14, 2019
Interceptions: 2 [1-1st], at West Virginia, Oct 05, 2019
Long interception return: 12, at West Virginia, Oct 05, 2019
Tackles: 9, at Iowa State, Nov 16, 2019 (8-1)
Tackles for loss: 1.5, Oklahoma State, Sep 21, 2019 (1-0)
Fumbles forced: 1 [1-5th], at Baylor, Nov 23, 2019
Fumbles recovered: 1 [1-5th], vs Oklahoma, Oct 12, 2019
Pass breakups: 2, Texas Tech, Nov 29, 2019

Collin Johnson

Points scored: 12, at Texas Tech, Nov 05, 2016
Touchdowns: 2, at Texas Tech, Nov 05, 2016
Rush yards: -7, vs Oklahoma, Oct 14, 2017 (0 carries)
Receptions: 11 [4th], Baylor, Oct 13, 2018
Receiving yards: 191 [1st], at USC, Sep 16, 2017 (7 receptions)
Receiving TDs: 2 [1-3rd], at Texas Tech, Nov 05, 2016
Long reception: 48, at USC, Sep 16, 2017
Total offense yards: -7, vs Oklahoma, Oct 14, 2017 (-7 rush,0 pass)
All-purpose yards: 191, at USC, Sep 16, 2017
Tackles: 1, at Texas Tech, Nov 05, 2016 (1-0)
Pass breakups: 1, Oklahoma State, Oct 21, 2017

2019 STATISTICS | CAREER HIGHS

Kirk Johnson

Rush attempts: 5, Kansas, Nov 07, 2015
Rush yards: 32, Texas Tech, Nov 26, 2015 (3 carries)
Long rush: 32, Texas Tech, Nov 26, 2015
Total offense attempts: 5, Kansas, Nov 07, 2015 (5 rush,0 pass)
Total offense yards: 32, Texas Tech, Nov 26, 2015 (32 rush,0 pass)
All-purpose yards: 32, Texas Tech, Nov 26, 2015
Kick returns: 2, at West Virginia, Nov 14, 2015
Kick return yards: 20, at West Virginia, Nov 14, 2015 (2 returns)
Long kick return: 10, at West Virginia, Nov 14, 2015
Fumbles recovered: 1 [1-5th], Kansas, Nov 07, 2015 ; vs Oklahoma, Oct 10, 2015

Roschon Johnson

Points scored: 18 [1-7th], Texas Tech, Nov 29, 2019
Touchdowns: 3 [1-7th], Texas Tech, Nov 29, 2019
Rush attempts: 23, Texas Tech, Nov 29, 2019
Rush yards: 121, at West Virginia, Oct 05, 2019 (21 carries)
Rush TDs: 3 [1-7th], Texas Tech, Nov 29, 2019
Long rush: 57, vs Oklahoma, Oct 12, 2019
Pass attempts: 1, Texas Tech, Nov 29, 2019
Receptions: 4, vs Oklahoma, Oct 12, 2019
Receiving yards: 30, at Rice, Sep 14, 2019 (3 receptions)
Receiving TDs: 1, at Rice, Sep 14, 2019
Long reception: 25, at Rice, Sep 14, 2019
Total offense attempts: 24, Texas Tech, Nov 29, 2019 (23 rush,1 pass)
Total offense yards: 121, at West Virginia, Oct 05, 2019 (121 rush,0 pass)
All-purpose yards: 131, at West Virginia, Oct 05, 2019
Tackles: 1, at Baylor, Nov 23, 2019 (1-0)

Brandon Jones

Points scored: 2, at California, Sep 17, 2016
All-purpose yards: 56, at Maryland, Sep 01, 2018 ; vs Maryland, Sep 01, 2018
Punt returns: 3, at Maryland, Sep 01, 2018 ; vs Maryland, Sep 01, 2018
Punt return yards: 56 [1-9th], at Maryland, Sep 01, 2018 (3 returns); vs Maryland, Sep 01, 2018 (3 returns)
Long punt return: 53 [10th], Kansas State, Nov 09, 2019
Kick returns: 1, vs Oklahoma, Oct 08, 2016 ; Baylor, Oct 29, 2016 ; Maryland, Sep 02, 2017
Kick return yards: 23, Baylor, Oct 29, 2016 (1 returns)
Long kick return: 23, Baylor, Oct 29, 2016
Interceptions: 1, 4 times
Long interception return: 19, vs Oklahoma, Oct 06, 2018
Tackles: 12, Texas Tech, Nov 29, 2019 (11-1)
Sacks: 1.0, LSU, Sep 07, 2019 (1-0)
Tackles for loss: 2.0, USC, Sep 15, 2018 (2-0); Oklahoma State, Sep 21, 2019 (2-0); Kansas, Nov 11, 2017 (2-0)
Fumbles forced: 1 [1-5th], Kansas State, Nov 09, 2019 ; at West Virginia, Nov 18, 2017
Fumbles recovered: 1 [1-5th], Louisiana Tech, Aug 31, 2019 ; vs Oklahoma, Dec 01, 2018 ; TCU, Sep 22, 2018
Pass breakups: 2, Oklahoma State, Sep 21, 2019
Blocked kicks: 1 [1-1st], UTEP, Sep 10, 2016 ; at California, Sep 17, 2016

Jacoby Jones

Tackles: 4, Louisiana Tech, Aug 31, 2019 (2-2)
Fumbles forced: 1 [1-5th], Louisiana Tech, Aug 31, 2019

Reese Leita

Receptions: 1, LSU, Sep 07, 2019
Receiving yards: 7, LSU, Sep 07, 2019 (1 receptions)
Long reception: 7, LSU, Sep 07, 2019
All-purpose yards: 7, LSU, Sep 07, 2019
Tackles: 1, at TCU, Oct 26, 2019 (1-0)

Kennedy Lewis

Receptions: 1, at Rice, Sep 14, 2019
Receiving yards: 37, at Rice, Sep 14, 2019 (1 receptions)
Long reception: 37, at Rice, Sep 14, 2019
All-purpose yards: 37, at Rice, Sep 14, 2019

Justin Mader

Tackles: 1, at West Virginia, Oct 05, 2019 (1-0)

Jeff McCulloch

All-purpose yards: 65, at Kansas, Nov 23, 2018
Interceptions: 1, at Kansas, Nov 23, 2018
Long interception return: 65 [3rd], at Kansas, Nov 23, 2018
Tackles: 8, Louisiana Tech, Aug 31, 2019 (6-2); at Maryland, Sep 01, 2018 (2-6); vs Maryland, Sep 01, 2018 (2-6)
Sacks: 1.0, at Kansas, Nov 23, 2018 (1-0); Iowa State, Oct 15, 2016 (1-0); at Baylor, Oct 28, 2017 (1-0)
Tackles for loss: 1.0, 8 times
Fumbles forced: 1 [1-5th], at Kansas, Nov 23, 2018 ; at Kansas, Nov 19, 2016
Fumbles recovered: 1 [1-5th], at Texas Tech, Nov 05, 2016
Pass breakups: 1, Iowa State, Nov 17, 2018 ; Tulsa, Sep 08, 2018

Juwan Mitchell

Tackles: 7, at TCU, Oct 26, 2019 (5-2)
Sacks: 1.0, at TCU, Oct 26, 2019 (1-0); at Rice, Sep 14, 2019 (1-0); Oklahoma State, Sep 21, 2019 (1-0)
Tackles for loss: 1.0, at TCU, Oct 26, 2019 (1-0); at Rice, Sep 14, 2019 (1-0); Oklahoma State, Sep 21, 2019 (1-0)
Pass breakups: 1, at Iowa State, Nov 16, 2019 ; vs Oklahoma, Oct 12, 2019 ; Kansas, Oct 19, 2019

Joshua Moore

Points scored: 6, USC, Sep 15, 2018
Touchdowns: 1, USC, Sep 15, 2018
Receptions: 2, Tulsa, Sep 08, 2018 ; TCU, Sep 22, 2018 ; at Kansas State, Sep 29, 2018
Receiving yards: 27, USC, Sep 15, 2018 (1 receptions)
Receiving TDs: 1, USC, Sep 15, 2018
Long reception: 27, USC, Sep 15, 2018
All-purpose yards: 27, USC, Sep 15, 2018

Chris Naggar

Punt attempts: 9 [1-5th], at Iowa State, Nov 16, 2019
Punt yards: 366, at Iowa State, Nov 16, 2019 (9 punts)
Longest punt: 67 [1-7th], at Iowa State, Nov 16, 2019

Moro Ojomo

Tackles: 4, Oklahoma State, Sep 21, 2019 (3-1)
Tackles for loss: 1.0, Texas Tech, Nov 29, 2019 (1-0)
Fumbles recovered: 1 [1-5th], Kansas State, Nov 09, 2019

Joseph Ossa

All-purpose yards: 16, Louisiana Tech, Aug 31, 2019
Interceptions: 1, Louisiana Tech, Aug 31, 2019 ; LSU, Sep 07, 2019
Long interception return: 16, Louisiana Tech, Aug 31, 2019
Tackles: 10, at TCU, Oct 26, 2019 (5-5)
Sacks: 1.0, Iowa State, Nov 17, 2018 (1-0); LSU, Sep 07, 2019 (1-0); Oklahoma State, Sep 21, 2019 (1-0)
Tackles for loss: 2.0, Oklahoma State, Sep 21, 2019 (2-0)
Fumbles forced: 1 [1-5th], Iowa State, Nov 17, 2018 ; Oklahoma State, Sep 21, 2019
Pass breakups: 1, vs Oklahoma, Oct 12, 2019
Blocked kicks: 1 [1-1st], Kansas, Oct 19, 2019

DeMar Overshown

Interceptions: 1, Louisiana Tech, Aug 31, 2019
Tackles: 5, at Baylor, Nov 23, 2019 (4-1); Kansas, Oct 19, 2019 (5-0)
Sacks: 1.0, Louisiana Tech, Aug 31, 2019 (1-0); Kansas, Oct 19, 2019 (1-0)
Tackles for loss: 2.0, at Iowa State, Nov 16, 2019 (2-0); Kansas, Oct 19, 2019 (2-0)
Fumbles forced: 1 [1-5th], at Baylor, Nov 23, 2019
Pass breakups: 1, at Baylor, Nov 23, 2019 ; Texas Tech, Nov 29, 2019 ; Kansas, Oct 19, 2019

Tyler Owens

Tackles: 2, at TCU, Oct 26, 2019 (1-1); at Rice, Sep 14, 2019 (1-1)

Malcolm Roach

Kick returns: 1, vs Maryland, Sep 01, 2018
Tackles: 7, West Virginia, Nov 12, 2016 (5-2)
Sacks: 1.0, 7 times
Tackles for loss: 4.0 [1-3rd], at TCU, Oct 26, 2019 (4-0)
Pass breakups: 1, at Iowa State, Nov 16, 2019 ; at Kansas, Nov 23, 2018 ; at Baylor, Oct 28, 2017
Blocked kicks: 1 [1-1st], Kansas, Oct 19, 2019

Jake Smith

Points scored: 12, at Rice, Sep 14, 2019
Touchdowns: 2, at Rice, Sep 14, 2019
Rush attempts: 1, Kansas, Oct 19, 2019 ; Oklahoma State, Sep 21, 2019
Rush yards: 8, Oklahoma State, Sep 21, 2019 (1 carries)
Long rush: 8, Oklahoma State, Sep 21, 2019
Receptions: 6, at Rice, Sep 14, 2019
Receiving yards: 75, at Rice, Sep 14, 2019 (6 receptions)
Receiving TDs: 2 [1-3rd], at Rice, Sep 14, 2019
Long reception: 53, at Rice, Sep 14, 2019
Total offense attempts: 1, Kansas, Oct 19, 2019 (1 rush,0 pass); Oklahoma State, Sep 21, 2019 (1 rush,0 pass)
Total offense yards: 8, Oklahoma State, Sep 21, 2019 (8 rush,0 pass)
All-purpose yards: 76, at Rice, Sep 14, 2019
Punt returns: 3, at Rice, Sep 14, 2019
Punt return yards: 2, LSU, Sep 07, 2019 (1 returns)
Long punt return: 2, LSU, Sep 07, 2019
Tackles: 1, at TCU, Oct 26, 2019 (1-0)

Caden Sterns

All-purpose yards: 33, TCU, Sep 22, 2018
Interceptions: 2 [1-1st], TCU, Sep 22, 2018
Long interception return: 33, TCU, Sep 22, 2018
Tackles: 12, Oklahoma State, Sep 21, 2019 (10-2)
Sacks: 1.0, at Iowa State, Nov 16, 2019 (1-0); Iowa State, Nov 17, 2018 (1-0)
Tackles for loss: 2.0, at Iowa State, Nov 16, 2019 (2-0); Iowa State, Nov 17, 2018 (2-0)
Pass breakups: 2, at Texas Tech, Nov 10, 2018
Blocked kicks: 1 [1-1st], USC, Sep 15, 2018

T'Vondre Sweat

Tackles: 2, Kansas State, Nov 09, 2019 (2-0); at West Virginia, Oct 05, 2019 (1-1)
Sacks: 1.0, Kansas State, Nov 09, 2019 (1-0)
Tackles for loss: 1.0, Kansas State, Nov 09, 2019 (1-0)
Fumbles recovered: 1 [1-5th], Texas Tech, Nov 29, 2019
Pass breakups: 1, Louisiana Tech, Aug 31, 2019 ; at West Virginia, Oct 05, 2019

Casey Thompson

Points scored: 6, Louisiana Tech, Aug 31, 2019
Touchdowns: 1, Louisiana Tech, Aug 31, 2019
Rush attempts: 3, at Rice, Sep 14, 2019
Rush yards: 11, Louisiana Tech, Aug 31, 2019 (2 carries)
Rush TDs: 1, Louisiana Tech, Aug 31, 2019
Long rush: 9, Louisiana Tech, Aug 31, 2019
Pass attempts: 7, at Rice, Sep 14, 2019
Pass completions: 5, at Rice, Sep 14, 2019
Pass yards: 59, at Rice, Sep 14, 2019
Long pass: 37, at Rice, Sep 14, 2019
Total offense attempts: 10, at Rice, Sep 14, 2019 (3 rush,7 pass)
Total offense yards: 54, at Rice, Sep 14, 2019 (-5 rush,59 pass)
All-purpose yards: 11, Louisiana Tech, Aug 31, 2019

Josh Thompson

Tackles: 6, San Jose State, Sep 09, 2017 (5-1)
Tackles for loss: 1.0, Louisiana Tech, Aug 31, 2019 (1-0)
Pass breakups: 1, Tulsa, Sep 08, 2018 ; vs Missouri, Dec 27, 2017

Byron Vaughns

All-purpose yards: -6, Oklahoma State, Sep 21, 2019
Punt returns: 1, Oklahoma State, Sep 21, 2019
Punt return yards: -6, Oklahoma State, Sep 21, 2019 (1 returns)
Tackles: 8, Kansas, Oct 19, 2019 (6-2)
Fumbles forced: 1 [1-5th], at TCU, Oct 26, 2019

Marc Washington

Receptions: 1, Texas Tech, Nov 29, 2019 ; at West Virginia, Oct 05, 2019 ; at Rice, Sep 14, 2019
Receiving yards: 16, Texas Tech, Nov 29, 2019 (1 receptions)
Long reception: 16, Texas Tech, Nov 29, 2019
All-purpose yards: 16, Texas Tech, Nov 29, 2019

Kenyatta Watson

Tackles: 3, Texas Tech, Nov 29, 2019 (2-1)
Pass breakups: 1, Texas Tech, Nov 29, 2019

Jor Whittington

Receptions: 2, Louisiana Tech, Aug 31, 2019
Receiving yards: 17, Louisiana Tech, Aug 31, 2019 (2 receptions)
Long reception: 14, Louisiana Tech, Aug 31, 2019
All-purpose yards: 17, Louisiana Tech, Aug 31, 2019

Gerald Wilbon

Tackles: 3, TCU, Sep 22, 2018 (2-1); at Kansas, Nov 19, 2016 (2-1); at USC, Sep 16, 2017 (1-2)
Sacks: .5, at TCU, Nov 04, 2017 (0-1)
Tackles for loss: .5, at TCU, Nov 04, 2017 (0-1)
Fumbles recovered: 1 [1-5th], vs Georgia, Jan. 1, 2019

Jared Wiley

Receptions: 1, Texas Tech, Nov 29, 2019
Receiving yards: 15, Texas Tech, Nov 29, 2019 (1 receptions)
Long reception: 15, Texas Tech, Nov 29, 2019
All-purpose yards: 15, Texas Tech, Nov 29, 2019

Al'Vont Woodard

Receptions: 1, at Iowa State, Nov 16, 2019 ; at Baylor, Nov 23, 2019
Receiving yards: 14, at Baylor, Nov 23, 2019 (1 receptions)
Long reception: 14, at Baylor, Nov 23, 2019
All-purpose yards: 14, at Baylor, Nov 23, 2019



Daniel Young

Points scored: 6, 6 times
Touchdowns: 1, 6 times
Rush attempts: 21, Kansas, Nov 11, 2017
Rush yards: 85, at West Virginia, Nov 18, 2017 (12 carries)
Rush TDs: 1, 5 times
Long rush: 36, at West Virginia, Nov 18, 2017
Receptions: 3, vs Missouri, Dec 27, 2017 ; at West Virginia, Nov 18, 2017
Receiving yards: 64, vs Missouri, Dec 27, 2017 (3 receptions)
Receiving TDs: 1, vs Missouri, Dec 27, 2017
Long reception: 42, vs Missouri, Dec 27, 2017
Total offense attempts: 21, Kansas, Nov 11, 2017 (21 rush,0 pass)
Total offense yards: 85, at West Virginia, Nov 18, 2017 (85 rush,0 pass)
All-purpose yards: 112, vs Missouri, Dec 27, 2017
Kick returns: 1, Maryland, Sep 02, 2017
Kick return yards: 9, Maryland, Sep 02, 2017 (1 returns)
Long kick return: 9, Maryland, Sep 02, 2017

GAME ONE | AUG. 31, 2019

DARRELL K ROYAL-TEXAS MEMORIAL STADIUM (AUSTIN, TX)

KICKOFF: 7:05 PM CT • ATTENDANCE: 93,418 • GAME DURATION: 3:23

 LA TECH	14	0	0	0	14	-
 TEXAS	45	7	17	14	7	-

STATISTICAL SUMMARY

QTR	TIME	SCORING	PLAY
1st	12:40	UT	Devin Duvernay 4 yd pass from Sam Ehlinger (Cameron Dicker kick), 7-57 2:20, LATECH 0 - UT 7
2nd	13:20	UT	Collin Johnson 6 yd pass from Sam Ehlinger (Cameron Dicker kick), 11-74 3:42, LATECH 0 - UT 14
	10:26	UT	Brennan Eagles 28 yd pass from Sam Ehlinger (Cameron Dicker kick), 2-37 0:34, LATECH 0 - UT 21
3rd	02:56	UT	Cameron Dicker 43 yd field goal, 4-6 1:08, LATECH 0 - UT 24
	09:06	UT	Brennan Eagles 25 yd pass from Sam Ehlinger (Cameron Dicker kick), 9-74 2:55, LATECH 0 - UT 31
	02:44	UT	Keaontay Ingram 1 yd run (Cameron Dicker kick), 9-61 3:30, LATECH 0 - UT 38
4th	13:31	LATECH	STANLEY, Malik 5 yd pass from SMITH, J'Mar (HALE, Bailey kick), 9-75 4:13, LATECH 7 - UT 38
	07:54	LATECH	HEBERT, Griffin 12 yd pass from SMITH, J'Mar (HALE, Bailey kick), 12-70 3:52, LATECH 14 - UT 38
	01:09	UT	Casey Thompson 2 yd run (Cameron Dicker kick), 5-27 1:43, LATECH 14 - UT 45

	LATECH	UT
FIRST DOWNS	25	24
RUSHES-YARDS (NET)	26-73	30-153
PASSING YDS (NET)	340	301
Passes Att-Comp-Int	54-35-2	43-31-0
TOTAL OFFENSE PLAYS-YARDS	80-413	73-454
Fumble Returns-Yards	0-0	0-0
Punt Returns-Yards	1-0	0-0
Kickoff Returns-Yards	3-38	2-53
Interception Returns-Yards	0-0	2-16
Punts (Number-Avg)	2-35.5	3-41.0
Fumbles-Lost	1-1	1-1
Penalties-Yards	5-40	6-47
Possession Time	32:16	27:44
Third-Down Conversions	5 of 14	8 of 15
Fourth-Down Conversions	1 of 3	1 of 2
Red-Zone Scores-Chances	2-2	4-4
Sacks By: Number-Yards	1-6	1-6

RUSHING: Louisiana Tech-DANCY, Jaqwis 7-25; HENDERSON, J. 5-18; TUCKER, Israel 6-12; SMITH, J'Mar 5-8; MARCUS, DeAndre 1-7; HOLLY, Bobby 2-3. Texas-Keaontay Ingram 11-78; Sam Ehlinger 8-34; Roschon Johnson 7-26; Casey Thompson 2-11; Devin Duvernay 2-4.

PASSING: Louisiana Tech-SMITH, J'Mar 34-51-1-331; ELLIOTT, Westin 1-3-1-9. Texas-Sam Ehlinger 28-38-0-276; Casey Thompson 3-5-0-25.

RECEIVING: Louisiana Tech-HARRIS, Smoke 6-58; POWELL, Cee Jay 6-56; HEBERT, Griffin 5-50; STANLEY, Malik 4-48; GRAHAM, Isaiah 4-39; HARDY, Adrian 3-38; TUCKER, Israel 3-24; DANCY, Jaqwis 2-18; MARCUS, DeAndre 1-9; HOLLY, Bobby 1-0. Texas-Devin Duvernay 9-55; Collin Johnson 4-59; Jake Smith 4-31; Brennan Eagles 3-59; Keaontay Ingram 3-43; Jor Whittington 2-17; Roschon Johnson 2-14; Cade Brewer 2-8; Jordan Pouncey 1-11; Malcolm Epps 1-4.

INTERCEPTIONS: Louisiana Tech-None. Texas-Joseph Ossai 1-16; DeMar Overshown 1-0.

FUMBLES: Louisiana Tech-HENDERSON, J. 1-1. Texas-Collin Johnson 1-1.

Stadium: DKR Texas Memorial Attendance: 93418

Kickoff time: 7:06 PM End of Game: 10:29 PM Total elapsed time: 3:23



Officials: Referee: Cooper Castlebe; Umpire: Jim Adams; Linesman: John Braun; Line judge: Kelly Deterding; Back judge: Donnie Autlman; Field judge: Scott Gaines; Side judge: Michael Defee; Center judge: Chris Tallent;

Temperature: 93 Wind: S 3 mph Weather: partly cloudy;40%hum

GAME TWO | SEPT. 7, 2019

DARRELL K ROYAL-TEXAS MEMORIAL STADIUM (AUSTIN, TX)

KICKOFF: 6:44 PM CT • ATTENDANCE: 98,763 • GAME DURATION: 3:46

 LSU	45	3	17	3	22	-
 TEXAS	38	0	7	14	17	-

STATISTICAL SUMMARY

QTR	TIME	SCORING	PLAY
1st	08:04	LSU	Cade York 36 yd field goal, 11-71 4:58, LSU 3 - UT 0
2nd	10:29	UT	Brennan Eagles 55 yd pass from Sam Ehlinger (Cameron Dicker kick), 8-78 2:21, LSU 3 - UT 7
	07:30	LSU	Just. Jefferson 6 yd pass from Joe Burrow (Cade York kick), 8-75 2:59, LSU 10 - UT 7
3rd	01:41	LSU	Cade York 33 yd field goal, 10-65 2:54, LSU 13 - UT 7
	00:47	LSU	Just. Jefferson 21 yd pass from Joe Burrow (Cade York kick), 3-58 0:26, LSU 20 - UT 7
	06:51	UT	Sam Ehlinger 2 yd run (Cameron Dicker kick), 19-86 7:17, LSU 20 - UT 14
	05:10	LSU	Cade York 40 yd field goal, 6-53 1:41, LSU 23 - UT 14
4th	02:36	UT	Jake Smith 20 yd pass from Sam Ehlinger (Cameron Dicker kick), 7-75 2:34, LSU 23 - UT 21
	14:52	LSU	T. Marshall 26 yd pass from Joe Burrow (Cade York kick), 6-75 2:44, LSU 30 - UT 21
	12:09	UT	Devin Duvernay 44 yd pass from Sam Ehlinger (Cameron Dicker kick), 7-75 2:43, LSU 30 - UT 28
	09:58	LSU	C. Ed.-Helaire 12 yd run (Cade York kick), 6-75 2:11, LSU 37 - UT 28
	03:59	UT	Cameron Dicker 47 yd field goal, 10-46 5:59, LSU 37 - UT 31
	02:27	LSU	Just. Jefferson 61 yd pass from Joe Burrow (Ja'Marr Chase pass from Joe Burrow), 6-75 1:32, LSU 45 - UT 31
	00:22	UT	Devin Duvernay 15 yd pass from Sam Ehlinger (Cameron Dicker kick), 8-75 2:05, LSU 45 - UT 38

	LSU	UT
FIRST DOWNS	28	30
RUSHES-YARDS (NET)	29-102	37-121
PASSING YDS (NET)	471	409
Passes Att-Comp-Int	39-31-1	48-32-0
TOTAL OFFENSE PLAYS-YARDS	68-573	85-530
Fumble Returns-Yards	0-0	0-0
Punt Returns-Yards	1-11	1-2
Kickoff Returns-Yards	0-0	0-0
Interception Returns-Yards	0-0	1-8
Punts (Number-Avg)	2-48.0	3-44.0
Fumbles-Lost	0-0	1-0
Penalties-Yards	6-65	6-50
Possession Time	26:07	33:53
Third-Down Conversions	6 of 12	8 of 15
Fourth-Down Conversions	0 of 0	1 of 3
Red-Zone Scores-Chances	5-5	3-5
Sacks By: Number-Yards	5-28	4-25

RUSHING: LSU-C. Ed.-Helaire 15-87; La. Fournette 3-9; Joe Burrow 9-8; Ty Davis-Price 1-0; Team 1-minus 2. Texas-Sam Ehlinger 19-60; Roschon Johnson 7-32; Keaontay Ingram 10-29; Devin Duvernay 1-0.

PASSING: LSU-Joe Burrow 31-39-1-471. Texas-Sam Ehlinger 31-47-0-401; Devin Duvernay 1-1-0-8.

RECEIVING: LSU-Just. Jefferson 9-163; Ja'Marr Chase 8-147; T. Marshall 6-123; C. Ed.-Helaire 4-15; La. Fournette 2-3; Thaddeus Moss 1-15; Racey McMath 1-5. Texas-Devin Duvernay 12-154; Brennan Eagles 5-116; Keaontay Ingram 5-32; Collin Johnson 3-49; Roschon Johnson 3-17; Jake Smith 1-20; Sam Ehlinger 1-8; Reese Leitao 1-7; Cade Brewer 1-6.

INTERCEPTIONS: LSU-None. Texas-Joseph Ossai 1-8.

FUMBLES: LSU-None. Texas-Keaontay Ingram 1-0.

Stadium: DKR Texas Memorial Attendance: 98763

Kickoff time: 6:44 PM End of Game: 10:30 PM Total elapsed time: 3:46


Officials: Referee: John McDaid; Umpire: Tom Quick; Linesman: Gary Jayroe; Line judge: Chad Lorange; Back judge: Tom Fimmen; Field judge: Phil Davenport; Side judge: Sean Petty; Center judge: Ron Turner.

Temperature: 98 Wind: S 10-15 Weather: Sunny skies; 27% hum

GAME THREE | SEPT. 14, 2019

NRG STADIUM (HOUSTON, TEXAS)

KICKOFF: 7:05 PM CT • ATTENDANCE: 42,417 • GAME DURATION: 3:10

 RICE	13	0	0	0	13	-
 TEXAS	48	14	17	7	10	-

STATISTICAL SUMMARY

QTR	TIME	SCORING	PLAY
1st	08:46	UT	Roschon Johnson 25 yd pass from Sam Ehlinger (Cameron Dicker kick), 12-82 6:14, UT 7 - RICE 0
	03:21	UT	Jake Smith 53 yd pass from Sam Ehlinger (Cameron Dicker kick), 7-90 3:13, UT 14 - RICE 0
2nd	12:11	UT	Keaontay Ingram 26 yd run (Cameron Dicker kick), 10-73 4:29, UT 21 - RICE 0
	06:33	UT	Jake Smith 12 yd pass from Sam Ehlinger (Cameron Dicker kick), 8-79 3:30, UT 28 - RICE 0
	01:01	UT	Cameron Dicker 57 yd field goal, 4-2 0:54, UT 31 - RICE 0
3rd	06:32	UT	Keaontay Ingram 14 yd run (Cameron Dicker kick), 11-91 4:48, UT 38 - RICE 0
4th	07:50	RICE	WALTER, Aston 3 yd pass from STEWART, Tom (HARRISON, Will kick failed), 12-73 6:26, UT 38 - RICE 6
	03:29	UT	Cameron Dicker 46 yd field goal, 7-40 4:21, UT 41 - RICE 6
	01:07	RICE	WALTER, Aston 4 yd pass from STEWART, Tom (MONTERO, A. kick), 8-75 2:22, UT 41 - RICE 13
	00:53	UT	D'Shawn Jamison 98 yd kickoff return (Cameron Dicker kick), , UT 48 - RICE 13

	UT	RICE
FIRST DOWNS	28	13
RUSHES-YARDS (NET)	36-171	31-87
PASSING YDS (NET)	338	179
Passes Att-Comp-Int	34-28-0	23-12-0
TOTAL OFFENSE PLAYS-YARDS	70-509	54-266
Fumble Returns-Yards	0-0	0-0
Punt Returns-Yards	4--1	0-0
Kickoff Returns-Yards	3-129	1-22
Interception Returns-Yards	0-0	0-0
Punts (Number-Avg)	2-44.5	8-38.5
Fumbles-Lost	0-0	0-0
Penalties-Yards	6-50	1-5
Possession Time	33:47	26:13
Third-Down Conversions	9 of 14	5 of 13
Fourth-Down Conversions	1 of 1	0 of 0
Red-Zone Scores-Chances	2-2	2-2
Sacks By: Number-Yards	3-19	1-8

RUSHING: Texas-Keaontay Ingram 13-74; Roschon Johnson 11-59; Sam Ehlinger 5-27; Daniel Young 4-16; Casey Thompson 3-minus 5. Rice-WALTER, Aston 16-69; BOOKER, Charlie 6-26; ELLERBE, N. 2-0; STEWART, Tom 7-minus 8.

PASSING: Texas-Sam Ehlinger 23-27-0-279; Casey Thompson 5-7-0-59. Rice-STEWART, Tom 12-23-0-179.

RECEIVING: Texas-Jake Smith 6-75; Devin Duvernay 6-60; Malcolm Epps 4-53; Roschon Johnson 3-30; Keaontay Ingram 2-19; Daniel Young 2-7; Kennedy Lewis 1-37; Brennan Eagles 1-28; John Burt 1-18; Jordan Pouncey 1-8; Marc Washington 1-3. Rice-TRAMMELL, A. 6-97; PITRE III, A. 2-26; WALTER, Aston 2-7; ROZNER, Brad 1-41; MONTGOMERY, C. 1-8.

INTERCEPTIONS: Texas-None. Rice-None.

FUMBLES: Texas-None. Rice-None.

Stadium: NRG Stadium Attendance: 42417
Kickoff time: 7:00 pm End of Game: 10:15 pm Total elapsed time: 3:15



Officials: Referee: Rodney Burnette; Umpire: Stephen Marshal; Linesman: Lea Bailey; Line judge: Joshua Fath; Back judge: Rodney Tate III; Field judge: Brandon Spencer; Side judge: Joe Pester; Center judge: Nathan Jastram;

Temperature: Indoors Wind: Weather:

GAME FOUR | SEPT. 21, 2019

DARRELL K ROYAL-TEXAS MEMORIAL STADIUM (AUSTIN, TX)

KICKOFF: 6:44 PM CT • ATTENDANCE: 96,936 • GAME DURATION: 3:38

 OKLAHOMA ST.	30	3	17	3	7	-
 TEXAS	36	0	21	7	8	-

STATISTICAL SUMMARY

QTR	TIME	SCORING	PLAY
1st	09:12	OSU	Ammendola, Matt 20 yd field goal, 13-76 5:48, OSU 3 - UT 0
2nd	14:53	UT	Devin Duvernay 6 yd pass from Sam Ehlinger (Cameron Dicker kick), 9-66 3:46, OSU 3 - UT 7
	12:42	UT	Jake Smith 17 yd pass from Sam Ehlinger (Cameron Dicker kick), 3-28 1:23, OSU 3 - UT 14
	09:21	OSU	Ammendola, Matt 43 yd field goal, 8-49 3:21, OSU 6 - UT 14
	03:07	OSU	Sanders, Spencer 7 yd run (Ammendola, Matt kick), 6-70 2:17, OSU 13 - UT 14
	02:09	UT	Brennan Eagles 73 yd pass from Sam Ehlinger (Cameron Dicker kick), 4-84 0:58, OSU 13 - UT 21
3rd	00:11	OSU	Hubbard, Chuba 1 yd run (Ammendola, Matt kick), 4-15 0:42, OSU 20 - UT 21
	08:02	OSU	Ammendola, Matt 27 yd field goal, 11-74 3:44, OSU 23 - UT 21
	05:30	UT	Cade Brewer 25 yd pass from Sam Ehlinger (Cameron Dicker kick), 7-75 2:32, OSU 23 - UT 28
4th	11:44	UT	Roschon Johnson 2 yd run (Roschon Johnson pass from Sam Ehlinger), 6-73 2:19, OSU 23 - UT 36
	01:37	OSU	Hubbard, Chuba 13 yd run (Ammendola, Matt kick), 7-46 2:07, OSU 30 - UT 36

	UT	OSU
FIRST DOWNS	26	26
RUSHES-YARDS (NET)	56-226	43-217
PASSING YDS (NET)	268	281
Passes Att-Comp-Int	33-19-2	28-20-1
TOTAL OFFENSE PLAYS-YARDS	89-494	71-498
Fumble Returns-Yards	0-0	0-0
Punt Returns-Yards	0-0	3--6
Kickoff Returns-Yards	2-36	2-45
Interception Returns-Yards	1-22	2-47
Punts (Number-Avg)	4-33.5	4-34.0
Fumbles-Lost	2-0	2-2
Penalties-Yards	9-69	6-65
Possession Time	29:19	30:41
Third-Down Conversions	9 of 19	8 of 14
Fourth-Down Conversions	0 of 2	0 of 1
Red-Zone Scores-Chances	5-6	3-3
Sacks By: Number-Yards	0-0	2-6

RUSHING: Oklahoma State-Hubbard, Chuba 37-121; Sanders, Spencer 18-109; Brown, LD 1-minus 4. Texas-Keaontay Ingram 21-114; Sam Ehlinger 10-70; Roschon Johnson 9-30; Jake Smith 1-8; TEAM 2-minus 5.

PASSING: Oklahoma State-Sanders, Spencer 19-32-2-268; McClure, Jake 0-1-0-0. Texas-Sam Ehlinger 20-28-1-281.

RECEIVING: Oklahoma State-Stoner, Dillon 6-55; Wallace, Tylan 5-83; Wolf, Landon 2-29; Woods, Jelani 2-22; Hubbard, Chuba 2-14; Johnson, Braydon 1-55; McCray, Jordan 1-10. Texas-Devin Duvernay 12-108; Cade Brewer 2-29; Jake Smith 2-24; Brennan Eagles 1-73; Keaontay Ingram 1-26; Roschon Johnson 1-15; Malcolm Epps 1-6.

INTERCEPTIONS: Oklahoma State-Harvell-Peel, K 1-22. Texas-Montrell Estell 1-37; Chris Brown 1-10.

FUMBLES: Oklahoma State-Hubbard, Chuba 1-0; Sanders, Spencer 1-0. Texas-Brandon Jones 1-1; Jake Smith 1-1.

Stadium: DKR Texas Memorial Attendance: 96936

Kickoff time: 6:44 PM End of Game: 10:22 PM Total elapsed time: 3:38

Officials: Referee: David Alvarez; Umpire: Robert Richeson; Linesman: Al Green; Line judge: Derek Anderson; Back judge: Terry Jones; Field judge: Joe Blubaugh;

Side judge: Lo van Pham; Center judge: Marvel July.

Temperature: 92 Wind: SE 15-20 Weather: partly cloudy;44%hum

GAME FIVE | OCT. 5, 2019

MILAN PUSKAR STADIUM (MORGANTOWN, W.VA.)

KICKOFF: 3:36 PM ET • ATTENDANCE: 62,069 • GAME DURATION: 3:46

 W. VIRGINIA	31	7	7	3	14	-
 TEXAS	42	7	14	0	21	-

STATISTICAL SUMMARY

QTR	TIME	SCORING PLAY
1st	13:31	WVU James, Sam 44 yd pass from Kendall, Austin (Staley, Evan kick), 4-76 1:29, UT 0 - WVU 7
	05:52	UT Malcolm Epps 22 yd pass from Sam Ehlinger (Cameron Dicker kick), 2-27 0:34, UT 7 - WVU 7
2nd	12:59	WVU Kendall, Austin 1 yd run (Staley, Evan kick), 5-60 1:13, UT 7 - WVU 14
	07:56	UT John Burt 13 yd pass from Sam Ehlinger (Cameron Dicker kick), 11-69 4:59, UT 14 - WVU 14
3rd	03:28	UT Sam Ehlinger 13 yd run (Cameron Dicker kick), 6-80 2:40, UT 21 - WVU 14
	01:59	WVU Staley, Evan 29 yd field goal, 4-2 1:12, UT 21 - WVU 17
4th	12:42	UT Devin Duvernay 13 yd run (Cameron Dicker kick), 3-18 0:50, UT 28 - WVU 17
	10:31	UT Samuel Cosmi 12 yd run (Cameron Dicker kick), 4-33 1:54, UT 35 - WVU 17
03:57	03:57	WVU Simmons, T.J. 19 yd pass from Kendall, Austin (Staley, Evan kick), 5-74 1:30, UT 35 - WVU 24
	03:03	UT Sam Ehlinger 23 yd run (Cameron Dicker kick), 4-47 0:53, UT 42 - WVU 24
	00:48	WVU Wheaton, Bryce 12 yd pass from Kendall, Austin (Staley, Evan kick), 11-81 2:10, UT 42 - WVU 31

	UT	WVU
FIRST DOWNS	26	24
RUSHES-YARDS (NET)	49-216	23-96
PASSING YDS (NET)	211	367
Passes Att-Comp-Int	33-18-1	46-31-4
TOTAL OFFENSE PLAYS-YARDS	82-427	69-463
Fumble Returns-Yards	0-0	0-0
Punt Returns-Yards	0-0	2--2
Kickoff Returns-Yards	2-36	3-61
Interception Returns-Yards	4-25	1-34
Punts (Number-Avg)	7-41.3	5-43.6
Fumbles-Lost	0-0	0-0
Penalties-Yards	10-89	3-30
Possession Time	36:04	23:56
Third-Down Conversions	10 of 18	4 of 14
Fourth-Down Conversions	0 of 0	2 of 2
Red-Zone Scores-Chances	4-4	4-5
Sacks By: Number-Yards	0-0	3-20

RUSHING: Texas-Roschon Johnson 21-121; Sam Ehlinger 9-45; Keaontay Ingram 11-18; Kirk Johnson 4-15; Devin Duvernay 1-13; Samuel Cosmi 1-12; TEAM 2-minus 8. West Virginia-McKoy, Kennedy 6-30; Brown, Leddie 6-25; Kendall, Austin 5-23; Pettaway, M. 6-18.

PASSING: Texas-Sam Ehlinger 18-33-1-211. West Virginia-Kendall, Austin 31-46-4-367.

RECEIVING: Texas-Devin Duvernay 6-86; Malcolm Epps 3-34; Jake Smith 3-23; Cade Brewer 1-25; Marc Washington 1-14; John Burt 1-13; Roschon Johnson 1-10; Brennan Eagles 1-3; Keaontay Ingram 1-3. West Virginia-Simmons, T.J. 7-135; James, Sam 6-66; Ryan, Sean 5-70; Brown, Leddie 3-26; Haskins, Jovani 3-13; McKoy, Kennedy 3-9; Wheaton, Bryce 2-43; Sinkfield, Alec 2-5.

INTERCEPTIONS: Texas-D'Shawn Jamison 2-12; Ayodele Adeoye 1-13; B.J. Foster 1-0. West Virginia-Washington, K. 1-34.

FUMBLES: Texas-None. West Virginia-None.

Stadium: Milan Puskar Stadium Attendance: 62069
Kickoff time: 3:36pm End of Game: 7:22pm Total elapsed time: 3:46



Officials: Referee: Brad Van Vark; Umpire: Michael Cooper; Linesman: George Gusman; Line judge: Frank LeBlanc; Back judge: Brian Ernest; Field judge: Jason Ledet; Side judge: Tuta Salaam; Center judge: Brian Alos;

Temperature: 73 Wind: 9mph ESE Weather: Clear

GAME SIX | OCT. 12, 2019

COTTON BOWL (DALLAS, TEXAS)

KICKOFF: 11:06 AM CT • ATTENDANCE: 92,100 • GAME DURATION: 3:40

 OKLAHOMA	34	7	3	10	14	-
 TEXAS	27	0	3	14	10	-

STATISTICAL SUMMARY

QTR	TIME	SCORING PLAY
1st	09:54	OU Lamb, CeeDee 1 yd pass from Hurts, Jalen (Brkic, Gabe kick), 10-66 5:06, OU 7 - UT 0
2nd	01:49	OU Brkic, Gabe 19 yd field goal, 8-53 2:28, OU 10 - UT 0
	00:00	UT Cameron Dicker 49 yd field goal, 8-48 1:44, OU 10 - UT 3
3rd	08:48	UT Roschon Johnson 4 yd run (Cameron Dicker kick), 7-93 2:40, OU 10 - UT 10
	07:45	OU Lamb, CeeDee 51 yd pass from Hurts, Jalen (Brkic, Gabe kick), 3-75 1:03, OU 17 - UT 10
	04:44	OU Brkic, Gabe 34 yd field goal, 6-21 2:04, OU 20 - UT 10
	00:00	UT Sam Ehlinger 2 yd run (Cameron Dicker kick), 5-60 1:30, OU 20 - UT 17
4th	11:56	OU Lamb, CeeDee 27 yd pass from Hurts, Jalen (Brkic, Gabe kick), 6-75 3:04, OU 27 - UT 17
	06:53	UT Cameron Dicker 32 yd field goal, 13-61 5:03, OU 27 - UT 20
	04:19	OU Hurts, Jalen 3 yd run (Brkic, Gabe kick), 5-75 2:34, OU 34 - UT 20
	01:49	UT Sam Ehlinger 4 yd run (Cameron Dicker kick), 10-75 2:30, OU 34 - UT 27

	OU	UT
FIRST DOWNS	21	25
RUSHES-YARDS (NET)	38-276	36-100
PASSING YDS (NET)	235	210
Passes Att-Comp-Int	28-16-1	38-26-0
TOTAL OFFENSE PLAYS-YARDS	66-511	74-310
Fumble Returns-Yards	0-0	0-0
Punt Returns-Yards	3-6	0-0
Kickoff Returns-Yards	1-17	4-79
Interception Returns-Yards	0-0	1-10
Punts (Number-Avg)	2-38.0	7-40.1
Fumbles-Lost	1-1	1-0
Penalties-Yards	7-84	9-49
Possession Time	29:10	30:50
Third-Down Conversions	3 of 12	6 of 14
Fourth-Down Conversions	1 of 2	0 of 0
Red-Zone Scores-Chances	4-5	4-4
Sacks By: Number-Yards	9-53	0-0

RUSHING: Oklahoma-Hurts, Jalen 17-131; Brooks, Kennedy 10-105; Stevenson, R. 6-37; Pledger, T.J. 1-5; Lamb, CeeDee 1-4; Team 3-minus 6. Texas-Roschon Johnson 8-95; Keaontay Ingram 2-9; Devin Duvernay 3-5; Sam Ehlinger 23-minus 9.

PASSING: Oklahoma-Hurts, Jalen 16-28-1-235. Texas-Sam Ehlinger 26-38-0-210.

RECEIVING: Oklahoma-Lamb, CeeDee 10-171; Rambo, C. 3-23; Willis, Brayden 1-25; Basquine, Nick 1-17; Brooks, Kennedy 1-minus 1. Texas-Devin Duvernay 8-54; Collin Johnson 6-82; Roschon Johnson 4-23; Malcolm Epps 3-29; Brennan Eagles 2-12; Keaontay Ingram 2-0; Cade Brewer 1-10.

INTERCEPTIONS: Oklahoma-None. Texas-Brandon Jones 1-10.

FUMBLES: Oklahoma-Hurts, Jalen 1-1. Texas-TEAM 1-0.

Stadium: Cotton Bowl Attendance: 92100
Kickoff time: 11:06 AM End of Game: 2:46 PM Total elapsed time: 3:40



Officials: Referee: Mike Defee; Umpire: Robert Richeson; Linesman: Al Green; Line judge: Derek Anderson; Back judge: Terry Jones; Field judge: Joe Blubaugh; Side judge: Lo van Pham; Center judge: Marvel July;

Temperature: 57 Wind: ENE 8 Weather: clear skies;32 % hum

GAME SEVEN | NOV. 23, 2018

DARRELL K ROYAL-TEXAS MEMORIAL STADIUM

KICKOFF: 6:05 PM CT • ATTENDANCE: 97,137 • GAME DURATION: 3:53

 KANSAS	48	3	14	7	24	-
 TEXAS	50	14	7	3	26	-

STATISTICAL SUMMARY

QTR	TIME	SCORING PLAY
1st	12:56	UT Roschon Johnson 14 yd run (Cameron Dicker kick), 6-65 2:04, KU 0 - UT 7
	06:31	UT Jake Smith 10 yd pass from Sam Ehlinger (Cameron Dicker kick), 10-72 3:25, KU 0 - UT 14
2nd	04:01	KU Jones, Liam 23 yd field goal, 6-74 2:25, KU 3 - UT 14
	13:24	KU Williams, Pooka 7 yd run (Jones, Liam kick), 9-50 3:17, KU 10 - UT 14
	08:38	KU Williams, T. 7 yd pass from Stanley, Carter (Jones, Liam kick), 4-60 1:47, KU 17 - UT 14
3rd	02:19	UT Brennan Eagles 5 yd pass from Sam Ehlinger (Cameron Dicker kick), 10-84 2:51, KU 17 - UT 21
	09:48	KU Robinson, S. 9 yd pass from Stanley, Carter (Jones, Liam kick), 14-75 5:12, KU 24 - UT 21
	06:59	UT Cameron Dicker 39 yd field goal, 9-54 2:49, KU 24 - UT 24
4th	14:01	UT Devin Duvernay 14 yd pass from Sam Ehlinger (Cameron Dicker kick), 12-79 4:41, KU 24 - UT 31
	10:06	KU Williams, Pooka 16 yd run (Jones, Liam kick blockd), 1-16 0:08, KU 30 - UT 31
	10:06	UT D'Shawn Jamison PAT return, , KU 30 - UT 33
	08:32	UT Devin Duvernay 43 yd pass from Sam Ehlinger (Cameron Dicker kick), 4-65 1:34, KU 30 - UT 40
	06:56	KU Jones, Liam 46 yd field goal, 7-47 1:29, KU 33 - UT 40
	04:25	KU Parchment, A. 11 yd pass from Stanley, Carter (Jones, Liam kick), 6-36 1:54, KU 40 - UT 40
	02:47	UT Keaontay Ingram 3 yd run (Cameron Dicker kick), 5-65 1:38, KU 40 - UT 47
	01:11	KU Robinson, S. 22 yd pass from Stanley, Carter (Charlot, Daylon pass from Stanley, Carter), 8-75 1:36, KU 48 - UT 47
00:00	UT Cameron Dicker 33 yd field goal, 10-60 1:11, KU 48 - UT 50	

	KU	UT
FIRST DOWNS	27	33
RUSHES-YARDS (NET)	39-259	40-239
PASSING YDS (NET)	310	399
Passes Att-Comp-Int	47-27-0	45-31-1
TOTAL OFFENSE PLAYS-YARDS	86-569	85-638
Fumble Returns-Yards	0-0	0-0
Punt Returns-Yards	1-14	0-0
Kickoff Returns-Yards	2-46	1-13
Interception Returns-Yards	1-2	0-0
Punts (Number-Avg)	3-38.3	1-55.0
Fumbles-Lost	2-0	2-1
Penalties-Yards	7-50	8-86
Possession Time	31:31	28:29
Third-Down Conversions	10 of 19	9 of 14
Fourth-Down Conversions	2 of 2	1 of 3
Red-Zone Scores-Chances	6-7	6-6
Sacks By: Number-Yards	3-24	1-7

RUSHING: Kansas-Williams, Pooka 25-190; Stanley, Carter 9-65; Locklin, Torry 2-2; Robinson, S. 2-2; Gardner, Velton 1-0. Texas-Keaontay Ingram 14-101; Sam Ehlinger 14-91; Roschon Johnson 11-46; Jake Smith 1-1.

PASSING: Kansas-Stanley, Carter 27-47-0-310. Texas-Sam Ehlinger 31-44-1-399; TEAM 0-1-0-0.

RECEIVING: Kansas-Robinson, S. 7-67; Lassiter, K. 5-66; Williams, Pooka 4-25; Parchment, A. 3-83; Charlot, Daylon 3-47; Gardner, Velton 2-8; Williams, T. 1-7; Luavasa, Jack 1-5; Miles, Ben 1-2. Texas-Devin Duvernay 8-110; Collin Johnson 8-96; Brennan Eagles 6-76; Jake Smith 4-34; Cade Brewer 3-71; Keaontay Ingram 2-12.

INTERCEPTIONS: Kansas-S-McKenzie, N. 1-2. Texas-None.

FUMBLES: Kansas-TEAM 2-0. Texas-Jake Smith 1-1; TEAM 1-0.

Stadium: DKR Texas Memorial Attendance: 97137

Kickoff time: 6:05 PM End of Game: 9:58 PM Total elapsed time: 3:53



Officials: Referee: Eddy Shelton; Umpire: Scott Teifer; Linesman: Bradford Edward; Line judge: Quentin Givens; Back judge: Daniel Young; Field judge: Rich Almeroth; Side judge: Fulton Carson; Center judge: Stacy Hardin;

Temperature: 92 Wind: S 5 mph Weather: partly cloudy;20%hum

GAME EIGHT | OCT. 26, 2019

AMON G. CARTER STADIUM (FORT WORTH, TEXAS)

KICKOFF: 2:35 PM CT • ATTENDANCE: 47,660 • GAME DURATION: 3:30

 TCU	37	3	10	14	10
 TEXAS	27	3	14	3	7

STATISTICAL SUMMARY

QTR	TIME	SCORING PLAY
1st	06:32	UT Cameron Dicker 21 yd field goal, 12-80 4:58, UT 3 - TCU 0
	02:25	TCU Song, Jonathan 32 yd field goal, 4-6 1:18, UT 3 - TCU 3
2nd	12:18	TCU Wells, Pro 24 yd pass from Duggan, Max (Song, Jonathan kick), 9-63 4:27, UT 3 - TCU 10
	10:57	UT Devin Duvernay 47 yd pass from Sam Ehlinger (Cameron Dicker kick), 4-75 1:28, UT 10 - TCU 10
	01:11	UT Keaontay Ingram 17 yd pass from Sam Ehlinger (Cameron Dicker kick), 8-83 2:11, UT 17 - TCU 10
3rd	00:00	TCU Kell, Griffin 52 yd field goal, 8-60 1:04, UT 17 - TCU 13
	07:46	UT Cameron Dicker 38 yd field goal, 7-52 2:04, UT 20 - TCU 13
	05:30	TCU Olonilua, Sewo 1 yd run (Song, Jonathan kick), 5-70 2:07, UT 20 - TCU 20
4th	04:17	TCU Reagor, Jalen 44 yd pass from Duggan, Max (Song, Jonathan kick), 1-44 0:08, UT 20 - TCU 27
	11:28	TCU Song, Jonathan 33 yd field goal, 6-20 3:32, UT 20 - TCU 30
	06:50	UT Roschon Johnson 2 yd run (Cameron Dicker kick), 12-75 4:38, UT 27 - TCU 30
	01:59	TCU Duggan, Max 11 yd run (Song, Jonathan kick), 9-75 4:51, UT 27 - TCU 37

	UT	TCU
FIRST DOWNS	21	22
RUSHES-YARDS (NET)	31-126	41-162
PASSING YDS (NET)	321	273
Passes Att-Comp-Int	48-22-4	27-19-1
TOTAL OFFENSE PLAYS-YARDS	79-447	68-435
Fumble Returns-Yards	0-0	0-0
Punt Returns-Yards	1--7	0-0
Kickoff Returns-Yards	1-20	3-68
Interception Returns-Yards	1--3	4-12
Punts (Number-Avg)	4-47.5	5-36.0
Fumbles-Lost	1-0	1-1
Penalties-Yards	7-72	4-46
Possession Time	27:19	32:41
Third-Down Conversions	8 of 18	6 of 13
Fourth-Down Conversions	1 of 2	0 of 0
Red-Zone Scores-Chances	4-5	5-5
Sacks By: Number-Yards	2-9	1-6

RUSHING: Texas-Keaontay Ingram 16-71; Sam Ehlinger 9-43; Roschon Johnson 5-9; Ryan Bujcevski 1-3. TCU-Duggan, Max 13-72; Olonilua, Sewo 16-48; Anderson, D. 9-27; Reagor, Jalen 3-15.

PASSING: Texas-Sam Ehlinger 22-48-4-321. TCU-Duggan, Max 19-27-1-273.

RECEIVING: Texas-Devin Duvernay 8-173; Collin Johnson 7-101; John Burt 3-21; Keaontay Ingram 3-21; Roschon Johnson 1-5. TCU-Barber, Taye 5-94; Stephens, John 3-32; Reagor, Jalen 2-55; Olonilua, Sewo 2-23; Hunt, T. 2-21; Lynn, A. 2-13; Wells, Pro 1-24; Anderson, D. 1-9; Ware, Carter 1-2.

INTERCEPTIONS: Texas-Brandon Jones 1-minus 3. TCU-Wallow, Garret 1-12; Gaines, Innis 1-0; Moehrig, Trevon 1-0; Washington, A. 1-0.

FUMBLES: Texas-Jake Smith 1-0. TCU-Reagor, Jalen 1-1.

Stadium: Amon G. Carter Attendance: 47660
Kickoff time: 2:35 End of Game: 6:05 Total elapsed time: 3:30



Officials: Referee: C. Castleberry; Umpire: Jim Adams; Linesman: John Braun; Line judge: Kelly Deterding; Back judge: Donnie Aultman; Field judge: Scott Gaines; Side judge: A. Flemming; Center judge: Chris Tallent;

Temperature: 66 Wind: NW 9 mph Weather: Sunny and Clear

GAME NINE | NOV. 9, 2019

DARRELL K ROYAL-TEXAS MEMORIAL STADIUM (AUSTIN, TEXAS)

KICKOFF: 2:35 PM CT • ATTENDANCE: 97,833 • GAME DURATION: 3:11

	KANSAS STATE	24	14	0	0	10	-
	TEXAS	27	0	7	10	10	-

STATISTICAL SUMMARY

QTR	TIME	SCORING PLAY
1st	13:26	KS Knowles, Malik 70 yd pass from Thompson, S. (Lynch, Blake kick), 3-75 1:34, KS 7 - UT 0
	05:18	KS Gill, Wykeen 19 yd pass from Thompson, S. (Lynch, Blake kick), 8-63 4:17, KS 14 - UT 0
2nd	12:03	UT Collin Johnson 21 yd pass from Sam Ehlinger (Cameron Dicker kick), 8-80 3:52, KS 14 - UT 7
	13:17	UT Keaontay Ingram 34 yd run (Cameron Dicker kick), 4-75 1:43, KS 14 - UT 14
3rd	09:02	UT Cameron Dicker 36 yd field goal, 7-52 2:33, KS 14 - UT 17
	12:17	UT Keaontay Ingram 12 yd run (Cameron Dicker kick), 3-21 1:03, KS 14 - UT 24
	12:03	KS Youngblood, J. 98 yd kickoff return (Lynch, Blake kick), , KS 21 - UT 24
	06:45	KS Lynch, Blake 45 yd field goal, 9-45 3:58, KS 24 - UT 24
4th	00:00	UT Cameron Dicker 26 yd field goal, 13-67 6:45, KS 24 - UT 27

	KS	UT
FIRST DOWNS	17	24
RUSHES-YARDS (NET)	26-51	36-214
PASSING YDS (NET)	253	263
Passes Att-Comp-Int	27-17-0	29-22-1
TOTAL OFFENSE PLAYS-YARDS	53-304	65-477
Fumble Returns-Yards	0-0	0-0
Punt Returns-Yards	0-0	1-53
Kickoff Returns-Yards	1-98	0-0
Interception Returns-Yards	1-11	0-0
Punts (Number-Avg)	5-43.6	3-43.7
Fumbles-Lost	2-1	0-0
Penalties-Yards	2-20	9-85
Possession Time	28:41	31:19
Third-Down Conversions	5 of 11	4 of 11
Fourth-Down Conversions	0 of 0	1 of 1
Red-Zone Scores-Chances	1-1	3-3
Sacks By: Number-Yards	2-10	3-11

RUSHING: Kansas State-Burns, Tyler 8-26; Trotter, Harry 4-21; Brown, Jordon 7-4; Thompson, S. 7-0. Texas-Keaontay Ingram 16-139; Sam Ehlinger 14-40; Roschon Johnson 5-37; TEAM 1-minus 2.

PASSING: Kansas State-Thompson, S. 17-27-0-253. Texas-Sam Ehlinger 22-29-1-263.

RECEIVING: Kansas State-Schoen, Dalton 5-68; Knowles, Malik 3-94; Gill, Wykeen 3-40; Brooks, Phillip 2-25; Youngblood, J. 1-11; Lenners, Nick 1-9; Brown, Jordon 1-8; Barta, Mason 1-minus 2. Texas-Devin Duvernay 9-110; Collin Johnson 7-110; Brennan Eagles 2-21; Keaontay Ingram 2-4; Malcolm Epps 1-11; Roschon Johnson 1-7.

INTERCEPTIONS: Kansas State-Neil Jr., W. 1-11. Texas-None.

FUMBLES: Kansas State-Trotter, Harry 1-0; Barta, Mason 1-1. Texas-None.

Stadium: DKR Texas Memorial Attendance: 97833

Kickoff time: 2:35 PM End of Game: 5:46 PM Total elapsed time: 3:11

Officials: Referee: Scott Campbell; Umpire: Rick Podraza; Linesman: Doug Moore; Line judge: Keith Garmond; Back judge: Terry White; Field judge: Matt Mills; Side judge: Mario Seneca; Center judge: Tyree Walton;

Temperature: 68 Wind: Calm Weather: Sunny skies;47% hum

GAME 10 | NOV. 16, 2019

JACK TRICE STADIUM (AMES, IOWA)

KICKOFF: 2:40 PM CT • ATTENDANCE: 58,946 • GAME DURATION: 3:28

 IOWA STATE	23	7	3	10	3	-
 TEXAS	21	0	7	0	14	-

STATISTICAL SUMMARY

QTR	TIME	SCORING PLAY
1st	10:44	ISU Kolar, Charlie 2 yd pass from Purdy, Brock (Assalley, C. kick), 8-59 3:01, UT 0 - ISU 7
2nd	00:47	ISU Assalley, C. 35 yd field goal, 15-67 4:41, UT 0 - ISU 10
	00:17	UT Brennan Eagles 14 yd pass from Sam Ehlinger (Cameron Dicker kick), 5-75 0:30, UT 7 - ISU 10
3rd	14:46	ISU Jones, D. 75 yd pass from Purdy, Brock (Assalley, C. kick), 1-75 0:14, UT 7 - ISU 17
	12:09	ISU Narveson, B. 48 yd field goal, 7-35 2:17, UT 7 - ISU 20
4th	14:50	UT Keaontay Ingram 22 yd pass from Sam Ehlinger (Cameron Dicker kick), 10-80 2:50, UT 14 - ISU 20
	05:37	UT Malcolm Epps 7 yd pass from Sam Ehlinger (Cameron Dicker kick), 15-89 6:43, UT 21 - ISU 20
	00:00	ISU Assalley, C. 36 yd field goal, 9-63 3:00, UT 21 - ISU 23

	UT	ISU
FIRST DOWNS	16	26
RUSHES-YARDS (NET)	26-54	30-112
PASSING YDS (NET)	273	354
Passes Att-Comp-Int	40-22-0	49-30-1
TOTAL OFFENSE PLAYS-YARDS	66-327	79-466
Fumble Returns-Yards	0-0	0-0
Punt Returns-Yards	1-5	0-0
Kickoff Returns-Yards	1-19	0-0
Interception Returns-Yards	1--3	0-0
Punts (Number-Avg)	9-40.7	5-39.6
Fumbles-Lost	0-0	0-0
Penalties-Yards	6-55	3-25
Possession Time	27:25	32:35
Third-Down Conversions	6 of 17	3 of 14
Fourth-Down Conversions	1 of 2	0 of 2
Red-Zone Scores-Chances	2-2	3-3
Sacks By: Number-Yards	1-2	2-5

RUSHING: Texas-Sam Ehlinger 12-27; Roschon Johnson 6-18; Keaontay Ingram 8-9. Iowa State-Hall, Breece 24-101; Purdy, Brock 4-8; Lang, Johnnie 1-5; TEAM 1-minus 2.

PASSING: Texas-Sam Ehlinger 22-40-0-273. Iowa State-Purdy, Brock 30-48-1-354; Clark, Blake 0-1-0-0.

RECEIVING: Texas-Devin Duvernay 9-107; Brennan Eagles 4-84; Keaontay Ingram 4-45; Roschon Johnson 2-17; Malcolm Epps 2-13; Al'Vont Woodard 1-7. Iowa State-Pettway, L. 8-100; Jones, D. 7-144; Kolar, Charlie 5-34; Shaw, Sean 3-31; Milton, Tarique 3-20; Allen, Chase 1-10; Akers, Landen 1-7; Soehner, Dylan 1-6; Hall, Breece 1-2.

INTERCEPTIONS: Texas-D'Shawn Jamison 1-minus 3. Iowa State-None.

FUMBLES: Texas-None. Iowa State-None.

Stadium: Jack Trice Stadium Attendance: 58946
Kickoff time: 2:40 pm End of Game: 6:08 Total elapsed time: 3:28

Officials: Referee: Reggie Smith; Umpire: M. Fitzgerald; Linesman: Rick Smith; Line judge: Scott Reilly; Back judge: Joel Wetzel; Field judge: Randy Smith; Side judge: Tim Murray; Center judge: Dan Scanlan;

Temperature: 49f Wind: SE15 g20 Weather: partly cloudy

GAME 11 | NOV. 23, 2019

MCLANE STADIUM (WACO, TEXAS)

KICKOFF: 2:35 PM CT • ATTENDANCE: 49,109 • GAME DURATION: 3:20

 BAYLOR	24	0	7	14	3	-
 TEXAS	10	0	3	0	7	-

STATISTICAL SUMMARY

QTR	TIME	SCORING PLAY
2nd	14:51	BU Lovett,John 28 yd run (Mayers,John kick), 7-50 2:51, UT 0 - BU 7
	00:00	UT Cameron Dicker 48 yd field goal, 2-68 0:18, UT 3 - BU 7
3rd	07:36	BU Brewer,Charlie 1 yd run (Mayers,John kick), 9-87 4:33, UT 3 - BU 14
	01:20	BU Mims,Denzel 12 yd pass from Brewer,Charlie (Mayers,John kick), 9-61 4:19, UT 3 - BU 21
4th	10:57	BU Mayers,John 24 yd field goal, 8-59 3:43, UT 3 - BU 24
	00:01	UT Daniel Young 4 yd run (Cameron Dicker kick), 5-55 0:42, UT 10 - BU 24

	UT	BU
FIRST DOWNS	21	22
RUSHES-YARDS (NET)	31-191	37-163
PASSING YDS (NET)	200	228
Passes Att-Comp-Int	37-22-1	27-17-0
TOTAL OFFENSE PLAYS-YARDS	68-391	64-391
Fumble Returns-Yards	0-0	0-0
Punt Returns-Yards	0-0	0-0
Kickoff Returns-Yards	0-0	0-0
Interception Returns-Yards	0-0	1-26
Punts (Number-Avg)	7-37.3	5-45.6
Fumbles-Lost	0-0	2-1
Penalties-Yards	9-104	5-35
Possession Time	29:52	30:08
Third-Down Conversions	4 of 13	5 of 13
Fourth-Down Conversions	0 of 2	1 of 2
Red-Zone Scores-Chances	1-1	3-3
Sacks By: Number-Yards	1-7	5-23

RUSHING: Texas-Keaontay Ingram 7-86; Sam Ehlinger 19-79; Roschon Johnson 4-22; Daniel Young 1-4. Baylor-Brewer,Charlie 18-75; Lovett,John 9-51; Bohanon,Gerry 6-21; Hasty,JaMycal 2-7; Ebner,Trestan 1-6; Fleeks,Josh 1-3.

PASSING: Texas-Sam Ehlinger 22-37-1-200. Baylor-Brewer,Charlie 16-25-0-221; Bohanon,Gerry 1-2-0-7.

RECEIVING: Texas-Devin Duvernay 10-78; Malcolm Epps 3-40; Roschon Johnson 3-16; Brennan Eagles 2-26; Jake Smith 2-16; Al'Vont Woodard 1-14; Keaontay Ingram 1-10. Baylor-Mims,Denzel 7-125; Platt,Chris 4-66; Sneed,R.J. 2-21; Hasty,JaMycal 2-7; Atkinson,Jared 1-6; Lovett,John 1-3.

INTERCEPTIONS: Texas-None. Baylor-Arnold,Grayland 1-26.

FUMBLES: Texas-None. Baylor-Platt,Chris 1-1; Mims,Denzel 1-0.

Stadium: McLane Stadium Attendance: 49109

Kickoff time: 2:35pm End of Game: 5:55 pm Total elapsed time: 3:20



Officials: Referee: Mike Defee; Umpire: Robert Richeson; Linesman: Al Green; Line judge: Derek Anderson; Back judge: Terry Jones; Field judge: Joe Blubaugh; Side judge: Lo van Pham; Center judge: Marvel July;

Temperature: 59F, 15C Wind: W 5-10 Weather: Fair Skies

GAME 12 | NOV. 29, 2019

DARRELL K ROYAL-TEXAS MEMORIAL STADIUM

KICKOFF: 11:05 AM CT • ATTENDANCE: 93,747 • GAME DURATION: 3:33

	TEXAS TECH	24	14	7	3	0	-
	TEXAS	49	6	22	14	7	-

STATISTICAL SUMMARY

QTR	TIME	SCORING PLAY
1st	09:10	TTU Carter, KeSean 13 yd pass from Duffey, Jett (Wolff, Trey kick), 11-80 2:09, TTU 7 - UT 0
	04:14	TTU Thompson, S. 10 yd run (Wolff, Trey kick), 6-76 2:39, TTU 14 - UT 0
	00:54	UT Sam Ehlinger 10 yd run (Cameron Dicker kick blockd), 6-75 3:20, TTU 14 - UT 6
2nd	13:09	UT Daniel Young 3 yd run (Devin Duvernay pass from Sam Ehlinger), 5-64 1:38, TTU 14 - UT 14
	08:13	TTU Ezukanma, Erik 24 yd pass from Duffey, Jett (Wolff, Trey kick), 2-24 0:23, TTU 21 - UT 14
	08:02	UT Devin Duvernay 75 yd pass from Sam Ehlinger (Cameron Dicker kick), 1-75 0:11, TTU 21 - UT 21
3rd	01:22	UT Roschon Johnson 1 yd run (Cameron Dicker kick), 13-74 5:36, TTU 21 - UT 28
	08:52	UT Jake Smith 26 yd pass from Sam Ehlinger (Cameron Dicker kick), 7-82 1:56, TTU 21 - UT 35
	06:09	TTU Wolff, Trey 23 yd field goal, 12-70 2:43, TTU 24 - UT 35
4th	02:35	UT Roschon Johnson 1 yd run (Cameron Dicker kick), 9-74 3:34, TTU 24 - UT 42
	08:50	UT Roschon Johnson 1 yd run (Cameron Dicker kick), 5-24 1:11, TTU 24 - UT 49

	TTU	UT
FIRST DOWNS	26	29
RUSHES-YARDS (NET)	24-71	48-262
PASSING YDS (NET)	399	348
Passes Att-Comp-Int	58-36-0	28-19-0
TOTAL OFFENSE PLAYS-YARDS	82-470	76-610
Fumble Returns-Yards	0-0	1-11
Punt Returns-Yards	0-0	2-7
Kickoff Returns-Yards	5-86	1-34
Interception Returns-Yards	0-0	0-0
Punts (Number-Avg)	4-49.2	5-34.2
Fumbles-Lost	2-2	0-0
Penalties-Yards	4-32	9-100
Possession Time	25:51	34:09
Third-Down Conversions	7 of 16	6 of 12
Fourth-Down Conversions	1 of 4	0 of 1
Red-Zone Scores-Chances	3-5	5-5
Sacks By: Number-Yards	1-5	4-26

RUSHING: Texas Tech-Thompson, S. 16-86; Welch, Jax 1-minus 1; Duffey, Jett 7-minus 14. Texas-Roschon Johnson 23-105; Sam Ehlinger 10-83; Daniel Young 8-41; Keaontay Ingram 2-17; Devin Duvernay 2-10; Casey Thompson 2-9; TEAM 1-minus 3.

PASSING: Texas Tech-Duffey, Jett 36-58-0-399. Texas-Sam Ehlinger 19-27-0-348; Roschon Johnson 0-1-0-0.

RECEIVING: Texas Tech-Carter, KeSean 11-150; Ezukanma, Erik 7-135; Vasher, T.J. 5-42; Turner, RJ 4-35; Thompson, S. 4-7; Mannix, McLane 2-9; Welch, Jax 1-10; Koontz, Travis 1-7; Thompson, Donta 1-4. Texas-Devin Duvernay 6-199; Jake Smith 3-51; Brennan Eagles 3-20; Malcolm Epps 2-42; Roschon Johnson 2-4; Marc Washington 1-16; Jared Wiley 1-15; Keaontay Ingram 1-1.

INTERCEPTIONS: Texas Tech-None. Texas-None.

FUMBLES: Texas Tech-Thompson, S. 1-1; Duffey, Jett 1-1. Texas-None.

Stadium: DKR Texas Memorial Attendance: 93747
Kickoff time: 11:05 AM End of Game: 2:38 PM Total elapsed time: 3:33

Officials: Referee: C. Castleberry; Umpire: Jim Adams; Linesman: John Braun; Line judge: Keith Garmond; Back judge: Donnie Aultman; Field judge: Scott Gains; Side judge: A. Flemming; Center judge: Chris Tallent;

Temperature: 54 Wind: Calm Weather: Cloudy skies;95% hum

THE LAST TIME | SEPT. 18, 1982

DARRELL K ROYAL-TEXAS MEMORIAL STADIUM

KICKOFF: 7:02 PM • ATTENDANCE: 70,158 • GAME DURATION: 2:50

 UTAH	12	3	0	3	6	-
 TEXAS	21	0	14	0	7	-

STATISTICAL SUMMARY

QTR	TIME	SCORING PLAY
1st	5:38	Fahringer 35 yd FG, 9-44 3:30, UU 3 - UT 0
2nd	14:24	Orr 5 yd run (Allegre kick), 9-67 3:08, UU 3 - UT 7
	1:49	Orr 22 yd run (Allegre kick), 2-23 0:34, UU 3 - UT 14
3rd	8:04	Fahringer 44 yd FG, 16-47 6:56, UU 6 - UT 14
4th	8:58	Wise 15 yd pass from Vierra (pass failed), 5-62 2:03, UU 12 - UT 14
	4:58	Robinson 9 yd run (Allegre kick), 10-75 4:00, UU 12 - UT 21

	UU	UT
FIRST DOWNS	21	18
RUSHES-YARDS (NET)	63-223	49-313
PASSING YDS (NET)	82	28
Passes Att-Comp-Int	15-6-0	11-3-1
TOTAL OFFENSE PLAYS-YARDS	78-305	60-341
Fumble Returns-Yards	0-0	0-0
Punt Returns-Yards	2-2	3-29
Kickoff Returns-Yards	4-64	3-75
Interception Returns-Yards	1-36	0-0
Punts (Number-Avg)	6-40.3	6-38.8
Fumbles-Lost	2-1	2-1
Penalties-Yards	4-35	6-70
Possession Time	35:53	24:07
Third-Down Conversions	8 of 19	4 of 10
Fourth-Down Conversions	0 of 0	0 of 0
Red-Zone Scores-Chances	0-0	0-0
Sacks By: Number-Yards	0-0	2-16

RUSHING: Utah-TEAM 63-223. Texas-Clark, Darryl 20-162; Orr, Terry 9-61; Robinson, Carl 3-24; Brewer, Robert 2-19; Brown, Michael 4-16; Walker, John 6-16; Luck, Mike 5-15.

PASSING: Utah-TEAM 6-15-0-82. Texas-Brewer, Robert 3-11-1-28.

RECEIVING: Utah-TEAM 6-82. Texas-Duhon, Brent 1-12; Robinson, Carl 1-8; Walker, John 1-8.

INTERCEPTIONS: Utah-TEAM 1-36. Texas-None.

FUMBLES: Utah-None. Texas-None.

Stadium: Memorial Stadium Attendance: 70158
 Kickoff time: 7:02 pm End of Game: 9:52 pm Total elapsed time: 2:50
 Temperature: 95 deg. Wind: SE 4-8 Weather: clear