

MEDIA GUIDE



VS



ALAMODOME
SAN ANTONIO, TX

x x x x x x x x

ALAMOBOWL.COM

20

20



BIG 12

DECEMBER 29, 2020

PAC-12

2020 VALERO ALAMO BOWL

Dec. 29, 2020 • 8:00 P.M. (CT) • San Antonio, Texas • Alamodome • ESPN



Texas Longhorns

Head Coach: Tom Herman
Record at Texas: 31-18 (4 years)
Overall: 53-22 (6 years)

Colorado Buffaloes

Head Coach: Karl Dorrell
Record at CU: 4-1 (1 year)
Overall: 39-28 (6 years)



Bowl Communications

William Soulé - Media Coordinator

- Cell: 918-899-2053
- Office: 210-704-6389
- Email: williams@alamobowl.com

Rick Hill - VP of Marketing & Communications

- Cell: 210-394-9386
- Office: 210-704-6388
- Email: rickh@alamobowl.com

Texas - John Bianco

- Cell: 512-748-9315
- Office: 512-471-1346
- Email: john.bianco@athletics.utexas.edu

Texas - Thomas Stepp

- Cell: 512-748-4615
- Office: 512-471-7877
- Email: thomas.stepp@athletics.utexas.edu

Texas - John Langham

- Cell: 816-686-4615
- Office: 512-471-9161
- Email: john.langham@athletics.utexas.edu

Colorado - David Plati

- Cell: 303-944-7272
- Office: 303-492-5626
- Email: David.Plati@colorado.edu

Colorado - Curtis Snyder

- Cell: 720-218-4796
- Office: 303-492-3139
- Email: Curtis.Snyder@Colorado.EDU

Colorado - Alex French

- Cell: 206-369-2312
- Email: jofr8433@colorado.edu

SOCIAL MEDIA:

#valeroalamobowl

- Twitter@valeroalamobowl
- Instagram.....@valeroalamobowl
- Facebook@valeroalamobowl
- Texas Twitter.....@TexasFootball
- Colorado Twitter@CUBuffsFootball
- Texas Hashtag..... #HookEm
- Colorado Hashtag#GoBuffs

What's Inside...

Valero Alamo Bowl Game Notes.....	3
Media Information.....	5
Gameday Information	8
Alamodome	10
Alamodome Map.....	11
Texas Roster	12
Colorado Roster	13
Bowl Recaps	14
Bowl Records	23

STATS:

- Public Stats Link:
<http://alamo.statbroadcast.com>

TV: ESPN

- Play-by-play..... Jason Benetti
(@jasonbenetti)
- Analyst..... Mike Golic, Sr.
(@espngolic)
- Sideline..... Kris Budden
(@KrisBudden)

- Online: WatchESPN.com
- Mobile: ESPN App

RADIO: ESPN RADIO / 1250 AM Locally

- Play-by-play..... Marc Kestecher
(@marckestecher)
- Analyst..... Trevor Matich
(@TMatich)

- Satellite: ESPN Radio

Credit: The Valero Alamo Bowl Media Guide was designed and edited by William Soulé. Thank you to the Athletic Communications offices of both schools for their assistance.



GAME NOTES



Texas	QUICK RANKS & STATS	Colorado
No. 20	CFP RANKING	N/A
183.3 (48th)	RUSH YARDS/GAME	218.4 (17th)
274.0 (29th)	PASS YARDS/GAME	202.6 (86th)
0.7 (23rd)	TURNOVER MARGIN/GAME	0.0 (66th)
457.3 (21st)	TOTAL OFFENSE/GAME	421.0 (42nd)
409.8 (68th)	TOTAL DEFENSE/GAME	376.8 (44th)
41.3 (12th)	SCORING OFFENSE	29.6 (57th)
29.11 (62nd)	SCORING DEFENSE	27.00 (51st)

- This will be the 19th meeting between these two teams. The first coming in 1940 and the last in 2009 when the Buffaloes still played in the Big 12. Texas leads the all-time series 11-7. Texas has won seven of the last eight meetings, including each of the last five.
- The two teams have played each other in a bowl game once before, the 1975 Astro-Bluebonnet Bowl. Texas, then led by legendary coach Darrel K. Royal, beat Colorado 38-21. Their other two postseason clashes came in the Big 12 Championship Game, once in 2001 (Colorado won 39-37) and once in 2009 (Texas won 70-3).
- Texas will be playing in its fifth Valero Alamo Bowl, breaking a tie with Iowa and Oklahoma State for the most all-time appearances.
- With a win, Texas seniors will finish 4-0 in bowl games with wins in the Texas Bowl, Sugar Bowl, and the 2019 Valero Alamo Bowl.
- Pac-12 Conference teams are 5-8 in the Valero Alamo Bowl; current members of the Big 12 are 11-10.
- The Longhorns will be the first ranked team that the Buffaloes have faced this year.
- Texas will be the third Big 12 school the Buffaloes will play since leaving for the Pac-12 in 2011; in addition to OSU in the 2016 Valero Alamo Bowl, CU swept Nebraska in regular season games in 2018 and 2019.
- Both of these teams will feature a running back averaging more than 6 yards a carry. Texas RB Bijan Robinson is coming in at 6.8 yards per carry, good for first in the Big 12, and Colorado's Jarek Broussard is averaging 6.3.
- Broussard is the sixth Buffalo to be named Pac-12 Offensive Player of the Year. The last before him, RB Chris Brown, played in the 2002 Valero Alamo Bowl.
- Each of these teams has two players from the San Antonio area. OL Derek Kerstetter (Reagan) and LB Cort Jaquess (Churchill) of Texas and LB Devin Grant (Antonian) and OL Chance Lytle (Churchill) of Colorado all hail from the Alamo City. Lytle, who is out for this game, graduated one year apart from and played alongside Jaquess for the Churchill Chargers.
- Eleven Valero Alamo Bowls since 2005 have been decided in the final minutes of the game including the 2017 and 2018 games that were each decided by two points.
- This is the first year of a six-year extension to the agreement to match up the #1 team in the Pac-12 against the #1 team in the Big 12 after the CFP selections. The Big 12 holds a 4-2 advantage over the Pac-12 during this time. This partnership has been extended throughout the 2025 season.

GAME NOTES



Texas

- Texas defeated #11 Utah 38-10 in last year's Valero Alamo Bowl. Quarterback Sam Ehlinger accounted for four touchdowns and 280 all-purpose yards in that game and the defense held the Utes to just 254 total yards.
- Head coach Tom Herman's overall bowl record is 4-0 (3-0 at Texas) including the 2019 Valero Alamo Bowl. His teams across his head coaching career are 11-2 (8-2 at Texas) when given more than one week to prepare for an opponent. That includes a 5-1 mark since the start of the 2019 season.
- UT's appearance in the 2020 Valero Alamo Bowl will mark its fourth-straight bowl game under Herman, the first time since 2011-14 that the program has been to a bowl game in four consecutive seasons.
- Since Herman took over the program in 2017, Texas has lost six times to unranked teams while being ranked in the AP poll — the most in the FBS.
- Texas has committed only 52 turnovers since 2017, the fewest in the Big 12 during that stretch.
- This is only the third time the same team has played in the bowl in back-to-back years, Texas twice (2012-2013, 2019-2020) and Purdue (1997-1998).
- Sam Ehlinger joins little known Purdue QB Drew Brees as the only quarterbacks to take snaps in two different Valero Alamo Bowls. Ehlinger and Brees both attended Westlake High School in Austin.
- Ehlinger was named the 2019 Valero Alamo Bowl Offensive MVP. He will look to become the first offensive player to win the award twice. TCU LB Travin Howard is the only player to have won Defensive MVP twice (2015-2017).

Colorado



- Head Coach Karl Dorrell is in his first season in charge of the Buffaloes, leading them to a 4-1 record. Coach Dorrell is 1-3 all-time in bowl games.
- Coach Dorrell becomes the 5th straight Pac-12 Coach of the Year to play in the Valero Alamo Bowl the same year they won the award following Kyle Whittingham (2019), Mike Leach (2018), David Shaw (2017), and Mike MacIntyre (2016).
- RB Jarek Broussard is the second straight Pac-12 Offensive Player of the Year to appear in the bowl after Zack Moss (Utah) played in San Antonio last year. Broussard amassed 813 yards on the ground in only five games, finishing second in the Pac-12 in that category.
- In their game against Arizona this year, Broussard rushed 25 times for 301 yards and averaged 12 YPC. The Valero Alamo Bowl record for rushing yards in a game is 240 and most yards per carry is 12.0 (both Dan Alexander, Nebraska, 2000).
- This is Colorado's first bowl appearance since the 2016 Valero Alamo Bowl. It will be the Buff's third appearance, losing in overtime to Wisconsin in 2002 (31-28) and to Oklahoma State in 2016 (38-8).
- Since 2007, Colorado has only appeared in two bowl games, both were the Valero Alamo Bowl (2016, 2020).
- Colorado owns a 12-17 record all-time in bowl games (dropping its last three), including a 4-5 mark in Texas.
- WR Brendan Rice, son of NFL Hall of Famer Jerry Rice, had an 81 yard punt return in the Buffs' game against Utah. A repeat performance would break the Valero Alamo Bowl record for longest punt return, which is 76 yards (Desmon White, TCU, 2017)
- Three fifth-year seniors remain on the Colorado roster from its 2016 Valero Alamo Bowl trip: QB Sam Noyer (who dressed for the game and was helping with sideline signals), ILB Akil Jones and S Derrion Rakestraw.

MEDIA INFORMATION

MEDIA SCHEDULE - DEC. 22-29

***ALL TIMES SUBJECT TO CHANGE**

December 22-24

Both teams hosted media availabilities via Zoom at their respective campuses. Recordings of these press conferences are available for download on the Valero Alamo Bowl Dropbox.

Link: <https://bit.ly/ValeroAlamoBowlDropbox>

Saturday, December 26

Colorado team is expected to arrive in San Antonio after 9 p.m. Arrival photos and b-roll will be loaded to the VAB Dropbox. No interviews or in-person availability to shoot.

Sunday, December 27

Colorado – Team Practice at the Alamodome is closed to the media. Colorado will provide photos and b-roll that will be loaded to the Valero Alamo Bowl Dropbox.

Monday, December 28

Head Coaches Press Conference (Virtual)

Following their team's walkthrough in the Alamodome, each team's head coach will be made available to the media for about thirty minutes via Zoom.

Colorado – 1:45 p.m. Zoom conference with Head Coach Karl Dorrell. Zoom Link (no password required): <https://cuboulder.zoom.us/j/97757931530> Zoom video and pool photographer files will go in Bowl Dropbox.

Texas - Team will head straight to the Alamodome upon arrival for walk-through. Around 4:30 p.m. Head Coach Tom Herman will be available via Zoom following the walk-through. In order to RSVP, please send an email with the names of your participants to Thomas.Stepp@athletics.utexas.edu

Tuesday, December 29

2020 Valero Alamo Bowl - 8:05 kickoff

5 p.m. Media Will Call opens at Gate #4 (east 50-yard line by train tracks) along with press box and photo workroom (Meeting Room A).

Postgame: Both teams will be conducting their own postgame press conferences via Zoom like they do on the road going as soon as they are ready individually and in their own rooms. The format will be Head Coach first followed by 2-3 players.

Colorado Postgame - Zoom press conference with Head Coach Karl Dorrell and select players. Zoom Link (no password required): <https://cuboulder.zoom.us/j/97757931530>

Texas Postgame - Zoom press conference with Head Coach Tom Herman and select players. In order to RSVP, please send an email with the names of your participants to Thomas.Stepp@athletics.utexas.edu

TIMES SUBJECT TO CHANGE PLEASE CHECK ALAMOBOWL.COM/MEDIA FOR AN UPDATED VERSION

MEDIA INFORMATION

Media Portal

<https://www.alamobowl.com/media>

The Valero Alamo Bowl media portal will be your digital home for any pertinent information or updates. The above site is home to all bowl news, media schedule and information, quotes and links to our Dropbox with all videos, photos, transcriptions and more.

Zoom Protocols

To maximize the safety of each team's players, coaches, and staff, all interactions with the media for the 2020 Valero Alamo Bowl will be done via Zoom. We ask that all media members be patient and flexible with us as we navigate this weird year.

All media members who wish to join a Zoom call will be required to have headphones in to reduce outside noise and feedback. Whenever you have a question you would like to ask, please use Zoom's chat feature to direct message the moderator of the call your name and affiliation. You will then be prompted to unmute yourself and ask your question(s). Each call will be moderated by either a member of the VAB staff or a representative from each university.

A recording of all Zoom calls and shots from the pool video will be placed in the 2020 Valero Alamo Bowl Dropbox.

Credential Instructions

All credential requests must be completed online through the PressPass system.
Rules and guidelines: <https://alamobowl.com/media/credentials/>

Due to coronavirus protocols, credentials will not be distributed prior to gameday. All media credentials will be made available at a designated Media Will Call outside of the media entrance to the Alamodome on the east side of the building at around the 50 yard line. This booth will be open starting at 4 p.m. on gameday. Early access can be arranged upon request. Those with photo access will receive their vest at the same booth.

Important Links

Alamodome Safety Plan: <https://www.alamobowl.com/safety-plan/>

Valero Alamo Bowl Dropbox: <https://bit.ly/ValeroAlamoBowlDropbox>

Updated Media Schedule: <https://www.alamobowl.com/media/media-schedule-information/>

Flip Card Front: Depth Chart + Numerical Rosters: <http://bit.ly/FlipCardFront>

Flip Card Back: Alphabetical Rosters + Pronunciations: <http://bit.ly/FlipCardBack>

Valero Alamo Bowl Game Program: <http://bit.ly/2020VABProgram>

MEDIA INFORMATION

Team Information

Texas (Away)		Colorado (Home)	
Headquarter Hotel	Marriott Rivercenter	Headquarter Hotel	Hyatt Regency
Alamodome Sideline	West	Alamodome Sideline	East/ Press Box
Locker Room	Away	Locker Room	Home
Uniforms	Light	Uniforms	Dark

Media Hotel

San Antonio Marriott Rivercenter
101 Bowie St.
San Antonio, TX, 78205
Hotel: (210) 223-1000

Room rates for the Valero Alamo Bowl media are \$139 per night plus tax, which includes Internet access in the sleeping rooms, lobby, and restaurants. These rates are only valid from December 26-30.

The Marriott Rivercenter has onsite self parking at \$37+ tax per night. The adjoining Convention Center parking garage (850 E. Commerce with an entrance at Market at Bowie) has a weekday \$10 rate and a \$15 weekend rate without in/out privileges and probable market pricing on game day.

Directions

San Antonio Airport to Marriott Rivercenter (Media Hotel)

101 Bowie Street • 11 minutes

Take Highway 281 South that will turn into Interstate Highway 37 South heading toward Corpus Christi. Exit at the Commerce Street/The Alamo exit and turn right on Commerce. Continue west on Commerce and turn right at the hotel to enter the self-park garage.

San Antonio Airport to Alamodome

100 Montana St. • 11 minutes

Take Highway 281 South, which will turn into Interstate Highway 37 South heading toward Corpus Christi. Exit at the Cesar Chavez exit and take a left at the turnaround under the bridge and head back north on the Cesar Chavez access road. Turn right into Lot A, the southside entrance of the Alamodome just past the marquee.

GAME DAY INFORMATION

Game Day Telephones/Internet Access

Complimentary WiFi is available in the press box and Wi-Fi and ethernet is available in the photo workroom. Media outlets requiring telephone and/or internet services for exclusive use must order directly from the Alamodome at (210) 207-3629 at least two weeks prior to game day.

Parking/Media Shuttle Information

A limited number of Alamodome parking passes for media covering the Valero Alamo Bowl are available in Lot A. Those who request parking as part of their credential application will be emailed a link to load the pass to their smart phone once approved. Media, especially those staying in the media hotel, are urged to take the 10-minute walk to the Alamodome or utilize the golf cart shuttle service that will be available upon request by calling 210-646-1753 on game day to book a time. The shuttle picks up at the Convention Center (900 East Market Street) and goes to the Alamodome media entrance. This shuttle can be booked for pickups starting at 4:30 p.m. and will be available until 2.5 hours after the end of the game.

Alamodome Bag Policy

With the Alamodome's clear bag policy, all media needs to have a credential or be on our pass list to enter with a bag or equipment (please scan through at NE and SE corners). Additionally, all media must enter the Alamodome's east entrance (50-yard line along the train tracks).

Frequency Coordination

Any media member with a camera or video camera must register with our frequency coordinator on game day. At the east entrance, you can enter, have your bag tagged, and receive your photo vest. You will not be allowed onto the field with a camera if you have not registered with the coordinator and aren't wearing a photo vest.

Valero Alamo Bowl Outstanding Players

The Outstanding Offensive and Defensive Players for the Valero Alamo Bowl will be named through online media voting. Visit alamo.statbroadcast.com during the fourth quarter, then click on the link on the right-hand side to place your vote.

Post-Game Field Access

Media will not be allowed on the field this year at any point before, during, or after the game. Those who are granted a "Photo" credential will be permitted to go on the field in a limited capacity.

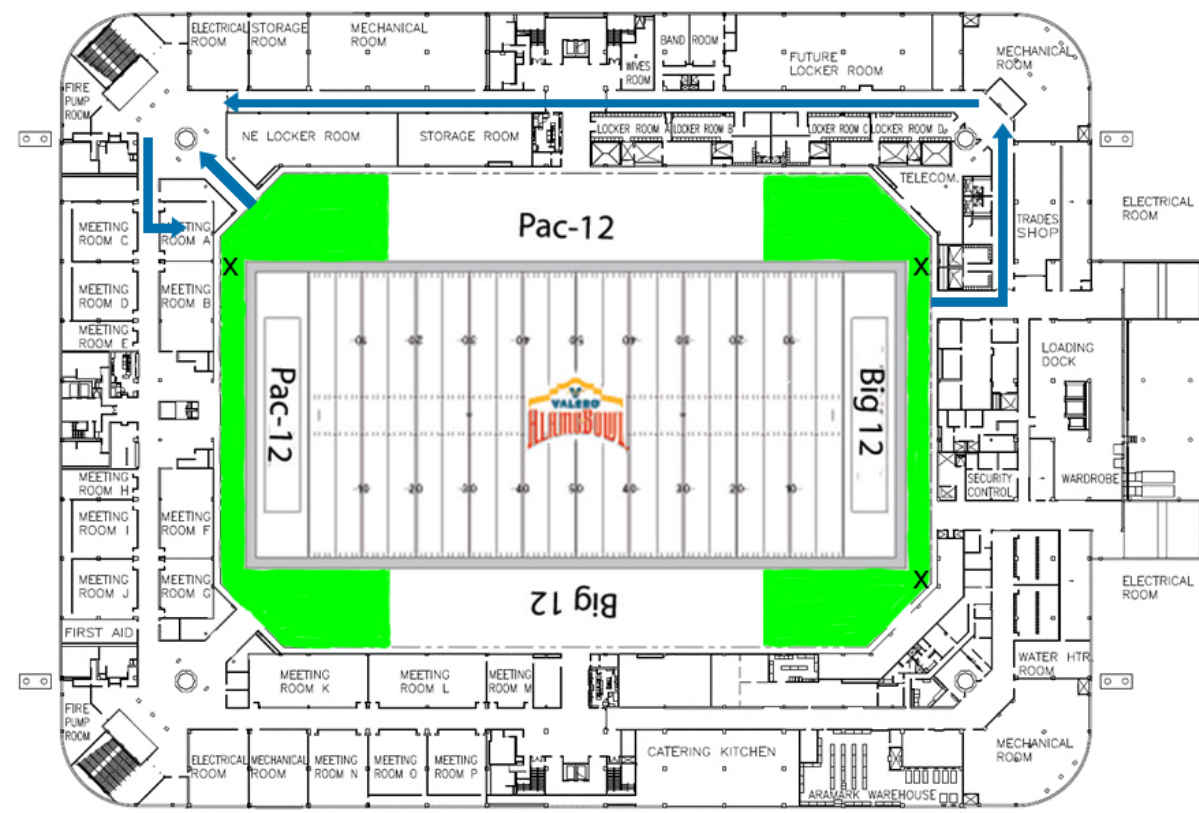
Post-Game Interviews

Head coaches and select players will be made available to the media via Zoom following the conclusion of the game. The link to the Colorado Zoom call will be provided to all media prior to the game. Those wishing to be on the Texas post-game call will need to RSVP to Thomas.Stepp@athletics.utexas.edu ahead of time. Quotes from both teams calls will also be provided.

Photo Credentials Access


Media members who are granted a “Photo” credential will be given access to the field in a limited capacity. There will be a well-marked, designated photo work room on the northeast side of the building on field level. Photographers will be encouraged to use the tunnel closest to them on the northeast corner.

Photographers will not be allowed to walk behind the teams on either side of the field, so those who wish to shoot from the south side of the field will need to walk around to the southeast tunnel or use a designated staircase to make their way up into the stands and make their way around to the other side. Access to the southeast tunnel will be restricted at certain times throughout the night to minimize player interactions with anyone outside of the team (pre-game run out, half-time return to locker room, etc.).



 Approved Area **X** Staircase to Concourse  Route to Media Workroom

2020 VALERO ALAMO BOWL



Top 20 All-Time Alamodome Crowds

73,086	George Strait Concert	June 1, 2013
68,257	NCAA Men's Final Four Semifinal Games: Michigan vs. Loyola and Villanova vs. Kansas	March 30, 2018
67,831	NCAA Men's Final Four Championship Game: Michigan vs. Villanova	April 2, 2018
66,835	South Texas Billy Graham Crusade	April 3, 1997
66,166	Valero Alamo Bowl: Penn State vs. Texas A&M	December 29, 2007
65,918	Valero Alamo Bowl: Oregon vs. Texas	December 30, 2013
65,875	Alamo Bowl: Texas vs. Iowa	December 30, 2006
65,562	New Orleans Saints vs. Atlanta Falcons	October 16, 2005
65,380	SYLVANIA Alamo Bowl: Penn State vs. Texas A&M	December 28, 1999
65,280	South Texas Billy Graham Crusade	April 5, 1997
65,277	Valero Alamo Bowl: Texas vs. Oregon State	December 29, 2012
65,265	MasterCard Alamo Bowl: Ohio State vs. Oklahoma State	December 29, 2004
65,256	Valero Alamo Bowl: Washington vs. Baylor	December 29, 2011
65,232	SYLVANIA Alamo Bowl: Texas Tech vs. Iowa	December 29, 2001
65,035	Dr Pepper Big 12 Championship: Nebraska vs. Texas	December 4, 1999
64,824	Dr Pepper Big 12 Championship: Nebraska vs. Texas A&M	December 6, 1997
64,757	Valero Alamo Bowl: Michigan State vs. Texas Tech	January 2, 2010
64,597	Builders Square Alamo Bowl: Michigan vs. Texas A&M	December 28, 1995
64,569	Valero Alamo Bowl: Oregon vs. TCU	January 2, 2016
63,747	New Orleans Saints vs. Detroit Lions	December 24, 2005

QUICK FACTS

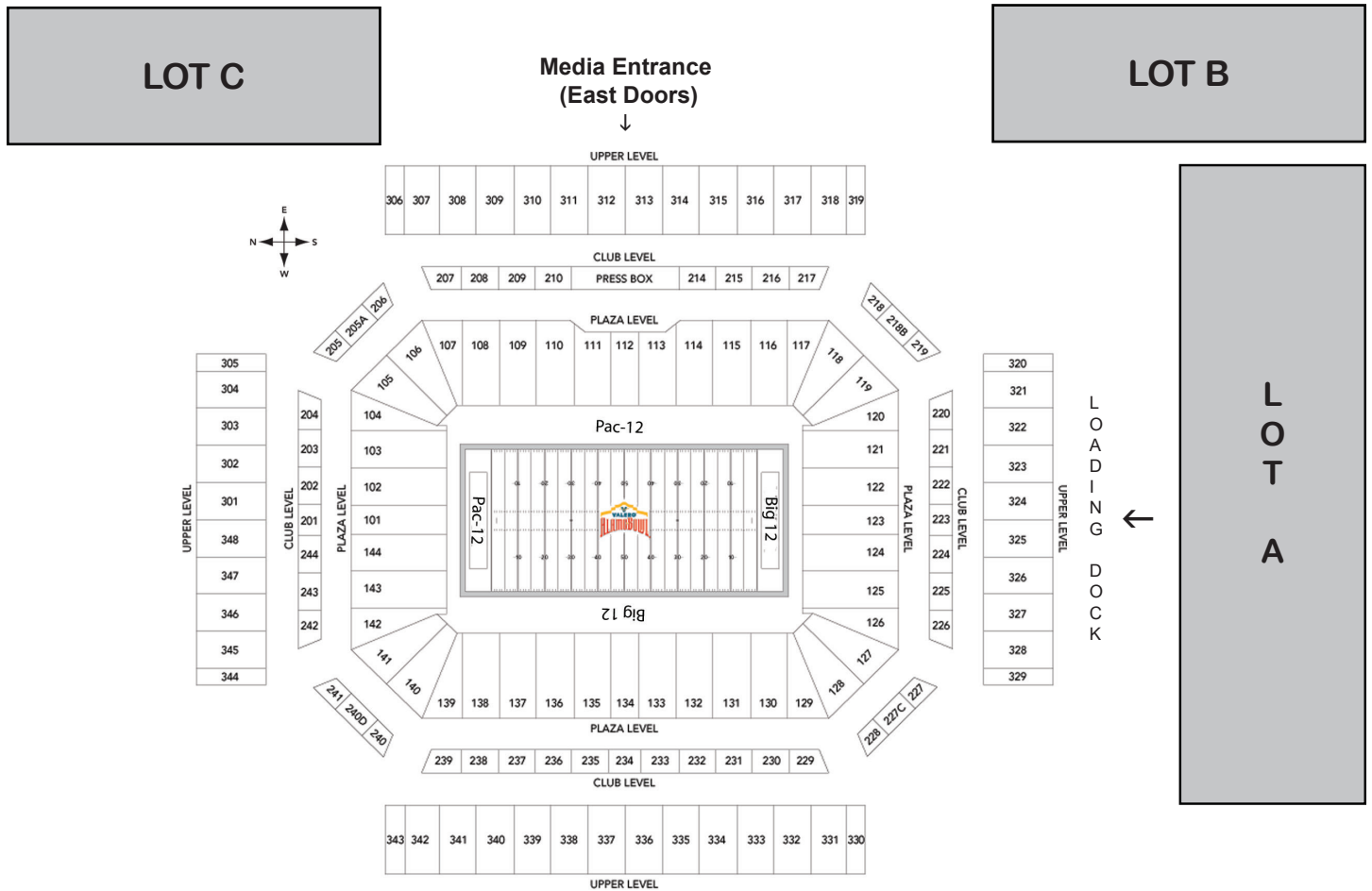
Opened: May 1993
 Renovated: 2017
 Seating Capacity: 65,000
 Square Feet: 1,600,000
 Surface: Astroturf (2019)
 Valero Alamo Bowls: 28, including 2020
 NCAA Final Fours: Six (4 mens, 2 womens)
 NFL Games: Six

ADDITIONAL

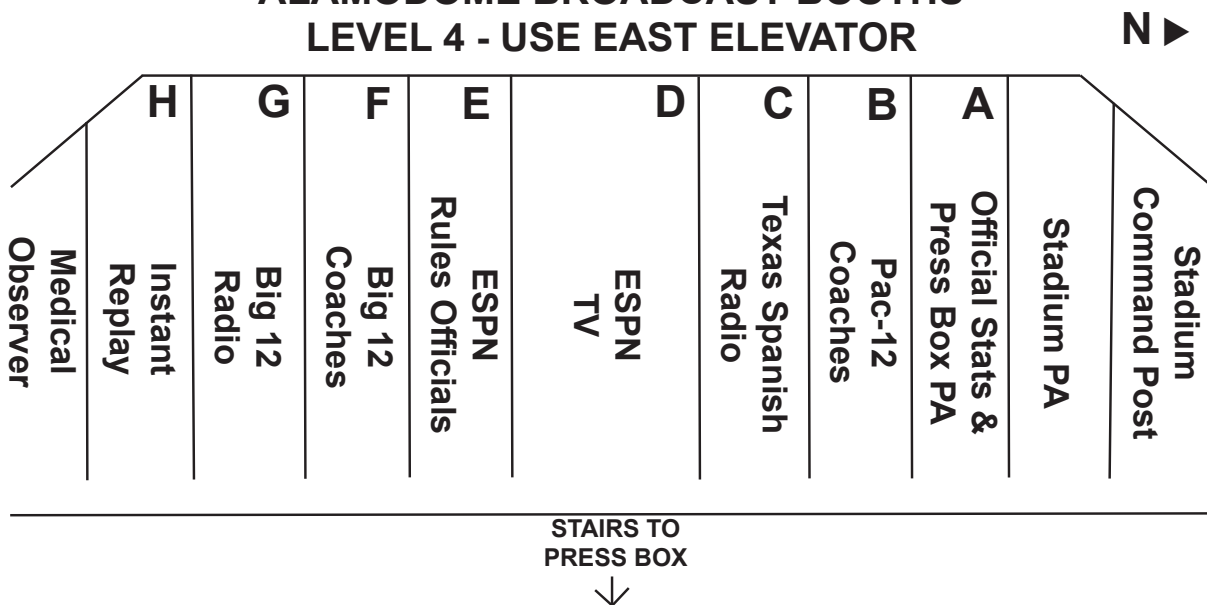
Each year the Alamodome also hosts the UTSA Roadrunner football team.

The Dome will also feature the 2021 NCAA Women's Final Four and the 2025 Men's Final Four.

2020 VALERO ALAMO BOWL



ALAMODOME BROADCAST BOOTHS LEVEL 4 - USE EAST ELEVATOR



Numerical Roster



No.	NAME	POS	No.	NAME	POS	No.	NAME	POS
0	TARIK BLACK	WR	28	JERRIN THOMPSON	DB	76	REESE MOORE	OL
0	DEMARVION OVERSHOWN	LB	29	JADEN HULLABY	LB	77	JAYLEN GARTH	OL
1	CHRIS ADIMORA	DB	30	TURNER SYMONDS	DB	78	DENZEL OKAFOR	OL
1	HUDSON CARD	QB	31	GABRIEL WATSON	RB	79	MATT FROST	OL
2	ROSCHON JOHNSON	RB	32	PRINCE DORBAH	LB	80	CADE BREWER	TE
3	JALEN GREEN	DB	32	DANIEL YOUNG	RB	81	REESE LEITAO	DL
4	XAVION ALFORD	DB	33	DAVID GBENDA	LB	82	KARTIK AKKIHAI	WR
4	JORDAN WHITTINGTON	WR	33	ANTON SIMIEOU	RB	83	KAI MONEY	WR
5	D'SHAWN JAMISON	DB	35	RUSSELL HINE	LB	84	KENNEDY LEWIS	WR
5	BIJAN ROBINSON	RB	36	JACOBY JONES	DL	85	STACY BROWN	WR
6	JUWAN MITCHELL	LB	37	DOAK WILSON	DB	86	PAXTON ANDERSON	WR
6	JOSHUA MOORE	WR	38	ERWIN VON NACHER	K	87	PARKER ALFORD	WR
7	JAKE SMITH	WR	39	MONTRELL ESTELL	DB	88	DANIEL CARSON	DL
8	RYAN BUJCEVSKI	P	40	AYODELE ADEOYE	LB	89	BRAYDEN LIEBROCK	TE
8	CASEY THOMPSON	QB	40	JACK GEIGER	P	89	TRAVIS WEST	WR
9	JOSH THOMPSON	DB	41	JAYLAN FORD	LB	90	JOHN LILLY	DL
9	AL'VONTE WOODARD	WR	42	MARQUEZ BIMAGE	DL	91	SAWYER GORAM-WELCH	DL
11	ANTHONY COOK	DB	42	NATHAN HATTER	TE	92	MYRON WARREN	DL
11	SAM EHLINGER	QB	43	ZACH EDWARDS	DS	93	T'VONDRE SWEAT	DL
13	BRENNAN EAGLES	WR	43	CHRIS HANNON	JACK	95	ALFRED COLLINS	DL
13	MARCUS TILLMAN, JR.	LB	44	TANNAHILL LOVE	DB	96	TRISTAN BENNETT	DL
14	DAJON HARRISON	WR	44	TYLER OWENS	DB	97	PATRICK BAYOUTH	DL
14	KAI JARMON	WR	45	VERNON BROUGHTON	DL	98	MORO OJOMO	DL
14	BRENDEN SCHOOLER	WR	45	PETER MPAGI	DL	99	KEONDRE COBURN	DL
15	MARCUS WASHINGTON	WR	47	LUKE BROCKERMEYER	LB			
16	BEN BALLARD	QB	47	CHANDLER KELEHAN	DS			
16	KELVONTAY DIXON	WR	48	JAKE EHLINGER	LB			
17	CAMERON DICKER	K	52	JETT BUSH	LB			
17	MYLES MASS	DB	54	JUSTIN MADER	DS			
18	TREMAYNE PRUDHOMME	DB	55	WILLIE TYLER	OL			
18	JARED WILEY	TE	57	CORT JAQUSS	LB			
19	MALCOLM EPPS	TE	63	TROY TORRES	DL			
21	KITAN CRAWFORD	DB	64	MICHAEL BALIS	OL			
21	TROY OMEIRE	WR	65	JAKE MAJORS	OL			
23	JAHDAE BARRON	DB	66	CHAD WOLF	OL			
23	JARRETT SMITH	RB	67	TOPE IMADE	OL			
24	DERRIAN BROWN	RB	68	DEREK KERSTETTER	OL			
24	MARQUES CALDWELL	DB	69	ANDREJ KARIC	OL			
25	B.J. FOSTER	DB	70	CHRISTIAN JONES	OL			
26	KEAONTAY INGRAM	RB	71	LOGAN PARR	OL			
26	CHRISTIAN TSCHAUNER	DB	72	TYLER JOHNSON	OL			
27	SKYLER BONNEAU	RB	73	ISAIAH HOOKFIN	OL			
27	ZACH LINDNER	K	74	RAFITI GHIRMAI	OL			
			75	JUNIOR ANGILAU	OL			

Numerical Roster



No.	NAME	POS	No.	NAME	POS	No.	NAME	POS
0	CHRIS MILLER	S	33	JAYLE STACKS	TB	89	JOSH WATTS	P
1	JAREN MANGHAM	TB	34	MUSTAFA JOHNSON	DE	90	JAYDEN SIMON	DT
1	GUY THOMAS	OLB	35	MISTER WILLIAMS	ILB	91	NA'IM RODMAN	DT
2	BRENDEN RICE	WR	36	AKIL JONES	ILB	92	LLOYD MURRAY JR.	DT
3	K.D. NIXON	WR	37	ROBERT "TREY" ORTEGA	DB	93	TYLER FRANCIS	PK
3	DERRION RAKESTRAW	S	37	MAC WILLIS	PK	94	JANAZ JORDAN	DT
4	JAMAR MONTGOMERY	OLB	38	BRADY RUSSELL	TE	97	PAULISON FOSU	P
4	SAM NOYER	QB	40	KYLE SCOFIELD	DB	98	NICO MAGRI	DT
5	MARK PERRY	S	41	ANTHONY LYLE	DB	99	JALEN SAMI	DT
5	LA'VONTAE SHENAULT	WR	42	DEVIN LYNCH	ILB			
6	DANIEL ARIAS	WR	43	EVAN PRICE	PK			
7	MARVIN HAM III	LB	44	DEVIN GRANT	OLB			
8	JASON HARRIS	OLB	45	JAMES TOWNSEND	SN			
9	MICHAEL CHANDLER II	QB	50	TRAVIS DROSOS	SN			
10	JAYLON JACKSON	WR	51	JACK SEAVALL	OL			
12	BRENDON LEWIS	QB	52	JOSHUA JYNES	C			
12	QUINN PERRY	ILB	54	TERRANCE LANG	DE			
13	MAURICE BELL	WR	54	KANAN RAY	OL			
13	JUSTIN JACKSON	DL	55	AUSTIN WILLIAMS	DT			
14	DIMITRI STANLEY	WR	56	LUKE HORNE	OLB			
15	MONTANA LEMONIOUS-CRAIG	WR	57	JOHN DEITCHMAN	OL			
15	D.J. OATS	CB	58	KARY KUTSCH	OL			
16	TARIK LUCKETT	CB	58	ALVIN WILLIAMS	OLB			
17	GRANT CICCARONE	QB	60	JAKE WILEY	OL			
17	K.J. TRUJILLO	CB	64	AUSTIN JOHNSON	OL			
18	JEREMIAH DOSS	DE	65	COLBY PURSELL	OL			
18	CALEB FAURIA	TE	66	DOMINICK CATE	OL			
20	JAYLEN STRIKER	CB	69	GERAD CHRISTIAN-LICHTENHAN	OL			
21	CHRISTIAN GONZALEZ	CB	70	CASEY RODDICK	OL			
21	ALEC PELL	TE	71	VALENTIN SENN	OL			
22	TOREN PITTMAN	S	72	NIKKO POHAHAU	OL			
23	JAREK BROUSSARD	TB	75	CARSON LEE	OL			
23	ISAIAH LEWIS	S	76	FRANK FILLIP	OL			
25	MEKHI BLACKMON	CB	77	JAKE WRAY	OL			
25	LUKE STILLWELL	TE	78	WILLIAM SHERMAN	OL			
26	CARSON WELLS	OLB	80	NICK FISHER	TE			
27	NIGEL BETHEL	CB	82	JAKE GROTH	WR			
28	JOE DAVIS	TB	83	MICHAEL HARRISON	WR			
29	CHRIS CARPENTER	CB	84	MATT LYNCH	TE			
30	CURTIS APPLETON II	CB	85	JARED POPLAWSKI	TE			
31	JONATHAN VAN DIEST	ILB	86	C.J. SCHMANSKI	TE			
32	RAY ROBINSON	ILB	87	DEREK BEDELL	SN			
33	JOSHKA GUSTAV	OLB	87	ALEX SMITH	WR			
			89	LOUIS PASSARELLO	TE			

2020 VALERO ALAMO BOWL

2019 VALERO ALAMO BOWL

Texas 38, #11 Utah 10
 Dec. 31, 2019 - 60,147
 ESPN Viewership - 6,241,244

Texas became just the fourth unranked team to defeat a ranked opponent in Valero Alamo Bowl history when they took down the Utah Utes 38-10.

Quarterback Sam Ehlinger accounted for 280 all-purpose yards and four touchdowns, and running back Keaontay Ingram racked up 108 yards on the ground with two touchdowns of his own to lead the Longhorn offense, but the real story of the day was the Texas defense.

Led by Defensive MVP Joseph Ossai, the Longhorns held Utah scoreless in the first half and just 254 yards on the day. Ossai himself was an absolute force, accumulating three sacks and six tackles for loss on the day.

After being kept out of the end zone through three quarters, Utah quarterback Tyler Huntley found the end zone in the fourth quarter on a 4 yard pass to Demari Simpkins, but it proved to be too little too late for the Utes. Pac-12 Offensive Player of the Year Zack Moss was kept bottled up by the Texas front, only managing to run for 57 yards on the day.



2018 VALERO ALAMO BOWL

#13 Washington State 28, #24 Iowa State 26
 Dec. 28, 2018 - 60,675
 ESPN Viewership - 6,098,797

In yet another Valero Alamo Bowl that came down to the final minutes, the #13 Washington State Cougars successfully held off #24 Iowa State Cyclones to secure a two-point victory.

Washington State, led by Gardner Minshew II, took control of the first half with a 21-10 lead. A strong Washington State defense held Iowa State scoreless until the 25th minute of the half when Iowa State's true freshman quarterback, Brock Purdy, responded with a 9-yard TD run.

Iowa State returned for the second half firing on all cylinders, outscoring Washington State 10-0 in the third quarter. David Montgomery's 8-yard run and Assalley's 23-yard field goal closed the gap to one point.

After a fourth quarter Iowa State fumble, a 10-yard touchdown run from Max Borghi would prove to be the game winning score. In the final minutes of the game Iowa State scored on a 74-yard drive bringing the score within two. After a failed two-point conversion, the Cougars ran out the final minutes of the clock to become the 2018 Valero Alamo Bowl Champions.



2017 VALERO ALAMO BOWL

#15 TCU 39, #13 Stanford 37
 Dec. 28, 2017 - 57,653
 ESPN Viewership - 4,652,720

#15 TCU held on in the final minutes of a tight contest to win 39-37 against #13 Stanford.

Stanford controlled the ball in the first half, including a 15-yard run from running back and Heisman finalist Bryce Love in the first quarter and two touchdown passes from quarterback KJ Costello to wide receiver J.J. Arcega-Whiteside to take a 21-3 lead at the half.

TCU stormed back in the second half behind big plays from quarterback Kenny Hill, who won Valero Alamo Bowl Offensive MVP honors, and a 76-yard punt return from receiver Desmon White, which broke a Valero Alamo Bowl record.

TCU receiver Jalen Reagor racked up 169 receiving yards, and recorded his own Valero Alamo Bowl record 93-yard touchdown catch in the fourth quarter.

TCU's Cole Bunce's 33-yard field goal with just over three minutes left put the Horned Frogs up 39-37 and an interception by safety Innis Gaines with two minutes left secured a TCU victory.



TEX 38, UTAH 10

UTAH	0	0	3	7	10
TEX	3	7	14	14	38

TEAM STATISTICS

	UTAH	TEX
First Downs	15	22
Rushes/Yards	37/128	37/231
Passing yards	126	207
Comp-Att-Int	15-23-0	13-19-1
Total Offense	254	438
Total Plays	60	56
Avg. Yards Per Play	4.2	7.8
Possession	31:26	28:34

INDIVIDUAL STATISTICS

PASSING

UTAH - HUNTLEY 15-23 - 126
 TEX - EHLINGER 12-18 - 201 - 3 TD - 1 INT; DUVERNAY 1-1 - 6

RUSHING

UTAH - MOSS 16-57; HUNTLEY 16-33
 TEX - INGRAM 13-108 - 1TD; EHLINGER 11-73 - 1TD

RECEIVING

UTAH - FOTHERINGHAM 3-30; KUITHE 3-30; SIMPKINS 2-12 - 1TD
 TEX - DUVERNAY 3-92 - 1TD; JOHNSON 3-62 - 1TD;
 INGRAM 2-26 - 1TD

FINAL RECORD AND RANKINGS

UTAH 11-3 RECORD; #16 RANKING
 TEXAS 8-5 RECORD; #25 RANKING

WSU 28, ISU 26

ISU	0	10	10	6	26
WSU	7	14	0	7	28

TEAM STATISTICS

	IA ST	WSU
First Downs	22	19
Rushes/Yards	39/200	17/28
Passing yards	315	299
Comp-Att-Int	18-27-2	35-49-0
Total Offense	515	327
Total Plays	71	33
Avg. Yards Per Play	7.25	9.9
Possession	29:33	30:27

INDIVIDUAL STATISTICS

PASSING

WASH ST. - MINSHEW 35-49 - 299 - 2 TD
 IOWA ST. - PURDY 18-27 - 315 - 2 INT

RUSHING

WASH ST. - MINSHEW 6 - 16 - 1TD; BORGI 5-13 - 1TD
 IOWA ST. - MONTGOMERY 26 - 124 - 1TD; PURDY 10-46 - 2TD

RECEIVING

WASH ST. - PATMON 6 - 76 - 1TD; WILLIAMS 7-53
 IOWA ST. - BUTLER 9 - 192; MONTGOMERY 4-55

FINAL RECORD AND RANKINGS

IOWA STATE 8-5 RECORD; UNRANKED
 WASHINGTON STATE 11-2 RECORD; #10 RANKING

TCU 39, STAN 37

STAN	14	7	10	6	37
TCU	3	7	13	16	39

TEAM STATISTICS

	STAN	TCU
First Downs	17	21
Rushes/Yards	34/157	26/147
Passing yards	212	341
Comp-Att-Int	15-27-2	28-41-2
Total Offense	369	488
Total Plays	61	67
Avg. Yards Per Play	6.0	7.3
Possession	33:03	26:57

INDIVIDUAL STATISTICS

PASSING

TCU - HILL 27-40 - 314 - 2 TD - 2 INT; WHITE 1-1 - 27 - 1 TD
 STAN - COSTELLO 15-27 - 212 - 3 TD - 2 INT

RUSHING

TCU - HILL 9-60-1TD; HICKS 6-40; OLONILUA 5-58
 STAN - LOVE 26-145-2TD

RECEIVING

TCU - REAGOR 5-169-1TD; HICKS 8-25; OLONILUA 4-31;
 WHITE 3-33 - 1TD
 STAN - ARCEGA-WHITESIDE - 5-61-3; SCARLETT 2-85;

FINAL RECORD AND RANKINGS


STANFORD 9-5 RECORD; #20 RANKING
 TCU 11-3 RECORD; #9 RANKING

2020 VALERO ALAMO BOWL

2016 VALERO ALAMO BOWL

#12 Oklahoma State 38, #10 Colorado 8
Dec. 29, 2016 - 59,815
ESPN Viewership - 4,949,565

Oklahoma State's 38-8 victory in the 2016 Valero Alamo Bowl was the third largest margin of victory in Valero Alamo Bowl history. This was also the Cowboys' fourth visit, and second victory, with the Valero Alamo Bowl.



Quarterback Mason Rudolph connected with receiver James Washington nine times for 171 yards and a touchdown.


Rudolph finished his noteworthy Valero Alamo Bowl performance with a 314-yard, three touchdown-showing against Colorado. Rudolph was the ninth player to pass for 300 yards and the seventh to pass for at least three touchdowns in Bowl history.

Oklahoma State did much of their damage offensively through the air but the ground game was still a factor for the Cowboys as they rushed for 189 yards. Cowboys freshman tailback Justice Hill carried 19 times for 100 yards and a TD, and Chris Carson ran 11 times for 61 yards and scored once.

2015 VALERO ALAMO BOWL

#11 TCU 47, #15 Oregon 41 (3OT)
Jan. 2, 2016 - 64,569
ESPN Viewership - 7,414,406

For the second consecutive year, the Valero Alamo Bowl saw a furious second half comeback as TCU scored 31 consecutive points in the second half after a first half in which the Horned Frogs were the victim of a 31-0 Oregon onslaught.



The two teams traded touchdowns in the first overtime period as Kohlhausen found Emanuel Porter for a passing TD and Oregon running back Royce Freeman pounded in his third TD of the game. Neither team would find the end zone in the second OT period as both teams traded field goals to extend the game.

With the element of the extra point eliminated in the third overtime period, the game took on a new dynamic. Kohlhausen ran in another score to give TCU a 47-41 lead, but could not add the two-point conversion. With their backs against the wall, the TCU defense came up big on 4th down as they batted down an Oregon pass to win the game and finish the comeback.

2014 VALERO ALAMO BOWL

#14 UCLA 40, #11 Kansas State 35
Jan. 2, 2015 - 60,517
ESPN Viewership - 5,603,125

No. 14 UCLA withstood an incredible second half comeback by No. 11 Kansas State and held on to win 40-35 in the 2014 Valero Alamo Bowl.



Kansas State was unable to recover an onside kick with 1:21 remaining in the game, and UCLA kneeled the ball to cool what was a Wildcat scoring explosion in the second half.

Kansas State scored 15 unanswered points in the third quarter to overcome a 31-6 halftime deficit and cut the lead to 31-21 before the Bruins got a field goal from Ka'imi Fairbairn to go up 10. Kansas State executed a 15-play, 91-yard drive capped off by a one-yard TD run by Jake Waters to cut the lead to 34-28.

UCLA responded quickly with a 67-yard TD run by Paul Perkins and after a failed two point conversion, led 40-26. Waters led the Wildcats back down the field and threw a 29-yard TD pass to Tyler Lockett, to end the scoring.

OSU 38, CU 8

OSU	3	14	14	7	38
CU	0	0	0	8	8

TEAM STATISTICS

	OSU	CU
First Downs	24	18
Rushes/Yards	41/189	29/62
Passing yards	338	256
Comp-Att-Int	23-33-0	22-38-1
Total Offense	527	318
Total Plays	74	67
Avg. Yards Per Play	7.1	4.8
Possession	32:24	27:36

INDIVIDUAL STATISTICS

PASSING

OSU - RUDOLPH 22-32 - 314 - 3 TD; CARSON 1-1 - 24
CU - LIUFAU 18-29 - 195; MONTEZ 4-9 - 61 - 0 - 1 INT

RUSHING

OSU - HILL 18-100-1TD; CARSON 11-61-1TD
CU - LINDSAY 14-63; MACINTYRE 1-1; LIFAU 13-[-2]-1TD

RECEIVING

OSU - WASHINGTON 9-171-1TD; MCCLESKY 4-50; SEALES 3-43-1TD
CU - LINDSAY 6-103; FIELDS 4-38; BOBO 3-25

FINAL RECORD AND RANKINGS

OKLAHOMA STATE 10-3 RECORD; #11 RANKING
COLORADO 10-4 RECORD; #17 RANKING

TCU 47, UO 41 (3OT)

UO	21	10	0	0	7	3	0	41
TCU	0	0	17	14	7	3	6	47

TEAM STATISTICS

	TCU	UO
First Downs	21	27
Rushes/Yards	48/186	47/174
Passing yards	233	371
Comp-Att-Int	20-35-0	30-47-1
Total Offense	419	545
Total Plays	83	94
Avg. Yards Per Play	5.0	5.8
Possession	24:18	35:42

INDIVIDUAL STATISTICS

PASSING

TCU - KOHLHAUSEN 28-45 - 351 - 2 TD - 1 INT
UO - ADAMS JR. 13-19 - 197 - 1 TD; LOCKIE 7-15 - 36

RUSHING

TCU - NIXON 25-101-1; KOHLHAUSEN 11-45-2; TURPIN 5-16
UO - FREEMAN 26-130-3TD; BROOKS-JAMES 3-50-1TD;

RECEIVING

TCU - NIXON 9-71; TURPIN 5-65; AUSTIN 4-67-1; PORTER 4-53-1
UO - CARRINGTON 7-107-1; ADDISON 5-29; STANFORD 3-32

FINAL RECORD AND RANKINGS

TCU 11-2 RECORD; #7 RANKING
OREGON 9-4 RECORD; #19 RANKING

UCLA 40, KSU 35

KSU	0	6	15	14	35
UCLA	17	14	3	6	40

TEAM STATISTICS

	UCLA	KSU
First Downs	16	27
Rushes/Yards	39/331	32/31
Passing yards	136	338
Comp-Att-Int	12-24-0	31-49-1
Total Offense	467	369
Total Plays	63	81
Avg. Yards Per Play	7.4	4.6
Possession	24:36	35:24

INDIVIDUAL STATISTICS

PASSING

UCLA - HUNDLEY 12-24 - 136 - 1 TD
KSU - WATERS 31-48 - 338 - 2 TD - 1 INT

RUSHING

UCLA - PERKINS 20-194-2TD; HUNDLEY 11-96-2TD
KSU - WATERS 15-13-1TD; JONES 9-19; ROBINSON 7-1-1TD

RECEIVING

UCLA - PAYTON 4-58; LUCIEN 3-29-1TD; FULLER 2-19
KSU - LOCKETT 13-164-2TD; SEXTON 10-104; COOK 3-26

FINAL RECORD AND RANKINGS

UCLA 10-3 RECORD; #10 RANKING
KANSAS STATE 9-4 RECORD; #18 RANKING

2020 VALERO ALAMO BOWL

2013 VALERO ALAMO BOWL


#10 Oregon 30, Texas 7
Dec. 30, 2013 - 65,918
ESPN Viewership - 7,547,399

No. 10 Oregon's 30-7 win in the 2013 Valero Alamo Bowl spoiled Mack Brown's final game of his hall of fame career at Texas.

Oregon quarterback, Marcus Maiota, ran for 133 yards - a Valero Alamo Bowl record for a quarterback. His 253 passing yards and touchdown pass helped lead the Ducks to their third straight bowl victory.

Oregon senior receiver Josh Huff's 104 receiving yards helped him set the Oregon single-season receiving record with 1,140 yards. His touchdown reception helped Oregon extend its lead just before halftime.

The standing room only crowd of 65,918 was the second-highest attendance in Valero Alamo Bowl history and the game's third-straight sellout. With 7.6 million views, the 2013 game was the 7th most-watched non-BCS game in ESPN history.



2012 VALERO ALAMO BOWL

#23 Texas 31, #13 Oregon State 27
Dec. 29, 2012 - 65-277
ESPN Viewership - 6,756,916


No. 23 Texas overcame a 10-point deficit to beat No. 13 Oregon State 31-27 in another sold out Valero Alamo Bowl.

Longhorn quarterback David Ash threw a 15-yard touchdown pass to Johnathan Gray to cut the lead to three and later threw a 36-yard TD pass to Marquise Goodwin to give the Longhorns the win.

Goodwin, later voted offensive MVP, also had a 64-yard touchdown run in second quarter.

Texas defensive end Alex Okafor's 4.5 sack performance set a Valero Alamo Bowl record. The senior pass rusher and defensive MVP for the game also had nine tackles and a forced fumble.

This win was the Longhorns 28th comeback victory under Mack Brown and one of 17 that occurred in the fourth quarter.




2011 VALERO ALAMO BOWL

#12 Baylor 67, Washington 56
Dec. 29, 2011 - 65,256
ESPN Viewership - 6,923,194

No. 12 Baylor pulled out a thrilling Valero Alamo Bowl victory in the highest-scoring regulation game in bowl history. The Bears defeated Washington 67-56 on Dec. 29, 2011 at the Alamodome in front of a crowd of 65,256.

Baylor quarterback Robert Griffin III, the first reigning Heisman Trophy winner to appear in the Valero Alamo Bowl, threw for one touchdown and rushed for another. But it was Baylor tailback and offensive MVP, Terrance Ganaway, who led the way with 200 yards and five touchdowns.

The game set various bowl records, including total points in regulation and total offense in a bowl game. Washington took a 56-53 lead with 9:40 to go on a Keith Price 8-yard touchdown run. But the Bears answered with Ganaway's fourth TD of the night to take a lead that Baylor wouldn't relinquish.



UO 30, UT 7

UO	10	10	3	7	30
UT	7	0	0	0	7

TEAM STATISTICS

	UO	UT
First Downs	24	16
Rushes/Yards	42/216	31/117
Passing yards	253	194
Comp-Att-Int	18-26-0	12-29-2
Total Offense	469	297
Total Plays	65	71
Avg. Yards Per Play	5.5	4.2
Possession	29:02	30:58

INDIVIDUAL STATISTICS

PASSING

UO - MARIOTA 18-26 - 253 - 1 TD
UT - MCCOY 8-17 - 48 - 0 - 2 INT; SWOOPES 1-6 - 8

RUSHING

UO - MARIOTA 15-133; MARSHALL 13-43; TYNER 6-22
UT - BROWN 26-130; SWOOPES 8-38; BERGERON 8-21

RECEIVING

UO - HUFF 5-104-1TD; ADDISON 5-48; TYNER 2-25
UT - BERGERON 2-16; DAVIS 2-12; SHIPLEY 1-8

FINAL RECORD AND RANKINGS

OREGON 11-2 RECORD; #9 RANKING
COLORADO 9-4 RECORD; UNRANKED

UT 31, OSU 27

UT	3	7	7	14	31
OSU	10	10	7	0	27

TEAM STATISTICS

	UT	OSU
First Downs	21	16
Rushes/Yards	42/103	31/117
Passing yards	241	194
Comp-Att-Int	21-34-1	15-29-2
Total Offense	358	297
Total Plays	65	71
Avg. Yards Per Play	5.5	4.2
Possession	29:02	30:58

INDIVIDUAL STATISTICS

PASSING

UT - ASH 21-33 - 241 - 2 TD - 1 INT
OSU - VAZ 15-28 - 194 - 0 - 2 INT

RUSHING

UT - ASH 7-22-1TD; GRAY 7-18; GOODWIN 1-64-1TD
OSU - WOODS 21-118-2TD; WARD 6-25-1TD

RECEIVING

UT - SHIPLEY 8-88; GOODWIN 4-68-1TD; DAVIS 3-30
OSU - HAMLETT 5-70; WHEATON 3-37; COOKS 3-31

FINAL RECORD AND RANKINGS

TEXAS 9-4 RECORD; #19 RANKING
OREGON STATE 9-4 RECORD; #20 RANKING

BU 67, UW 56

UW	7	28	14	7	56
BU	21	3	29	14	67

TEAM STATISTICS

	BU	UW
First Downs	33	26
Rushes/Yards	52/482	37/182
Passing yards	295	438
Comp-Att-Int	24-33-0	23-37-0
Total Offense	777	620
Total Plays	85	74
Avg. Yards Per Play	9.1	8.4
Possession	28:10	34:50

INDIVIDUAL STATISTICS

PASSING

BU - GRIFFIN III 24-33 - 295 - 1 TD
UW - PRICE 23-37 - 438 - 4 TD

RUSHING

BU - GANAWAY 21-200-5TD; SALUBI 5-101-2TD; REESE 2-101;
GRIFFIN III 11-55-1TD;
UW - POLK 30-147-1TD; PRICE 5-39-3TD

RECEIVING

BU - WRIGHT 7-91-1TD; WILLIAM 6-62; REESE 5-66
UW - KEARSE 5-198-1TD; AGUILAR 5-90-2TD;

FINAL RECORD AND RANKINGS

BAYLOR 10-3 RECORD; #13 RANKING
WASHINGTON 7-6 RECORD; UNRANKED

2020 VALERO ALAMO BOWL

2010 VALERO ALAMO BOWL

#14 Oklahoma State 36, Arizona 10
Dec. 29, 2010 - 57,595
ESPN Viewership - 4,643,357

The No. 14 Oklahoma State Cowboys used a balanced offensive attack to knock off the Arizona Wildcats in the 2010 Valero Alamo Bowl.

Before coming to San Antonio, Oklahoma State wide receiver, Justin Blackmon, had to make a stop in Florida to pick up the Biletnikoff Award as the best receiver in the country. The Biletnikoff winner impressed under the Dome's bright lights as he hauled in nine catches for 117 yards and two touchdowns.

The win netted the Cowboys their 11th victory of the season, the most in program history at the time.

The Cowboy defense held Arizona quarterback Nick Foles in check - intercepting him three times and holding the Wildcat offense to 10 points.



2009 VALERO ALAMO BOWL

Texas Tech 41, Michigan State 31
Jan. 2, 2010 - 64,757
ESPN Viewership - 7,829,470


The 2009 Valero Alamo Bowl was one for the ages as Texas Tech interim coach Ruffin McNeil led the Red Raiders to a 41-31 upset over the Michigan State Spartans.

TTU quarterback Taylor Potts completed 29 passes for 372 yards and two TDs in the win. Running back Baron Batch balanced the Red Raider attack by running for 100 yards in addition to two scores.

Future NFL Pro Bowler, Kirk Cousins, struggled as the Spartan leader threw two interceptions in the contest.

The game went back and forth through three quarters before Michigan State took a 31-27 lead early in the 4th. But Steven Sheffield gave the Red Raiders a lead with just over five minutes left in the game, and Baron Batch finished it off with another touchdown later in the quarter.

The win kicked off a four-bowl game win streak for Texas Tech.



2008 VALERO ALAMO BOWL

#23 Missouri 30, #20 Northwestern 23 (OT)
Dec. 29, 2008 - 55,986
ESPN Viewership - 6,076,177

The 2008 Valero Alamo Bowl marked the second time in the bowl's history that the game was decided in overtime. After all was said and done, No. 23 Missouri had knocked off No. 20 Northwestern after All-American Jeremy Maclin hauled in a touchdown in overtime.

Earlier in the game, Maclin electrified the crowd with a 75-yard punt return for a touchdown, the second-longest in Alamo Bowl history, late in the first half to tie the game.

Northwestern quarterback CJ Bacher had his best game of the season as his 304 yards were his season-high and his three touchdowns tied his season's best. But the Missouri defense held strong on the last play of overtime as they batted down Bacher's attempt to solidify its first Valero Alamo Bowl victory.



OSU 36, ARIZ 10

OSU	17	6	10	3	36
ARIZ	7	0	3	0	10

TEAM STATISTICS

	OSU	ARIZ
First Downs	19	15
Rushes/Yards	42/214	30/149
Passing yards	189	137
Comp-Att-Int	17-27-0	15-35-3
Total Offense	403	286
Total Plays	69	65
Avg. Yards Per Play	5.8	4.4
Possession	34:51	25:09

INDIVIDUAL STATISTICS

PASSING

OSU - WEEDEN 25-41 - 240 - 2 TD
ARIZ - FOLES 32-50 - 280 - 1 TD - 3 INT

RUSHING

OSU - HUNTER 10-32; SMITH 5-16-1TD
ARIZ - GRIGSBY 16-59; NWOKO 11-36

RECEIVING

OSU - BLACKMON 9-117-2TD; COOPER 7-53;
BOWLING 3-35
ARIZ - CRINER 9-47-1TD; DOUGLAS 6-91; MORRISON 6-66

FINAL RECORD AND RANKINGS

OKLAHOMA STATE 11-2 RECORD; #13 RANKING
ARIZONA 7-6 RECORD; UNRANKED

TTU 41, MSU 31

MSU	7	7	14	3	31
TTU	7	13	7	14	41

TEAM STATISTICS

	TTU	MSU
First Downs	31	13
Rushes/Yards	31/119	32/148
Passing yards	460	248
Comp-Att-Int	38-54-1	16-30-2
Total Offense	579	396
Total Plays	85	62
Avg. Yards Per Play	6.8	6.4
Possession	31:33	28:27

INDIVIDUAL STATISTICS

PASSING

TTU - POTTS 29-43 - 372 - 2 TD - 1 INT; SHEFFIELD 9-11 - 88 - 1 TD
MSU - COUSINS 13-27 - 220 - 1 TD - 2 INT; MARTIN 2-2 - 10 - 1 TD

RUSHING

TTU - BATCH 22-100-2; STEPHENS 4-31
MSU - BAKER 12-97-1; CAPER 11-25; NICHOL 1-7-1

RECEIVING

TTU - LEWIS 10-114-1TD; SWINDALL 7-49; BATCH 6-85; ZOULALIK 3-75; LEONG 3-58-1TD; FRANKS 2-19-1TD
MSU - WHITE 6-114-1; MARTIN 4-86-1TD;

FINAL RECORD AND RANKINGS

TEXAS TECH 8-4 RECORD; #21 RANKING
MICHIGAN STATE 6-7 RECORD; UNRANKED

MU 30, NU 23 (OT)

MU	0	10	10	3	7	30
NU	7	3	13	0	0	23

TEAM STATISTICS

	MU	NU
First Downs	21	21
Rushes/Yards	30/111	40/72
Passing yards	200	304
Comp-Att-Int	27-44-3	27-43-1
Total Offense	311	376
Total Plays	74	83
Avg. Yards Per Play	4.2	4.5
Possession	24:40	34:20

INDIVIDUAL STATISTICS

PASSING

MU - DANIEL 27-44 - 200 - 2 TD - 3 INT
NU - BACHER 27-43 - 304 - 3 TD - 1 INT

RUSHING

MU - WASHINGTON 15-44; DANIEL 9-29; MACLIN 4-43
NU - SUTTON 29-114

RECEIVING

MU - COFFMAN 7-67; MACLIN 7-39-1TD; SAUNDERS 6-33; ALEXANDER 3-29-1TD; JACKSON 1-15
NU - WARD 7-101-1TD; PETERMAN 7-83-1TD; LANE 5-77-1TD; SUTTON 5-29

FINAL RECORD AND RANKINGS

MISSOURI 9-4 RECORD; #19 RANKING
NORTHWESTERN 9-4 RECORD; UNRANKED

2020 VALERO ALAMO BOWL

2007 VALERO ALAMO BOWL

Penn State 24, Texas A&M 17
Dec. 29, 2007 - 66,166
ESPN Viewership - 3,813,701

A Penn State victory seemed unlikely when Texas A&M took an early 14-0 lead in the 1st quarter of the 2007 Valero Alamo Bowl. But the Nittany Lions, led by Joe Paterno, stormed back to take a 17-14 just before halftime.



In the second half, Penn State's defense held tough as it held Texas A&M to just three points en route to a 24-17 win.

Penn State's Rodney Kinlaw won Offensive MVP honors after running for 143 yards on 21 carries and backup running back Evan Royster finished with 65 on nine carries. The win marked Paterno's 23rd bowl win, extending his NCAA-record over Bobby Bowden.

2006 ALAMO BOWL

#18 Texas 26, Iowa 24
Dec. 30, 2006 - 65,875
ESPN Viewership - 7,791,097

The Iowa Hawkeyes 10-point first quarter wasn't enough to hold off the No. 18 Texas Longhorns in the 2006 Alamo Bowl.

Iowa squandered a 4-point halftime lead, marking the first time in Bowl history that the team leading at halftime didn't end up winning.



Current NFL quarterback Colt McCoy, led the Longhorns to a victory as the freshman threw two touchdowns and 308 yards on his way to Offensive MVP honors. Jamaal Charles accounted for 98 yards from scrimmage and a touchdown, a precursor to his 1800+ yard season the following year.

Hawkeye receiver Andy Brodell did his best to keep Iowa in the ballgame by hauling down six receptions for 159 yards. Brodell's two touchdowns tied a Alamo Bowl record that wasn't topped until 2017.

2005 MASTERCARD ALAMO BOWL

Nebraska 32, #20 Michigan 28
Dec. 28, 2005 - 62,016
ESPN Viewership - 6,884,950

The 2005 MasterCard Alamo Bowl was one for the ages. The No. 20 Michigan Wolverines nearly pulled off the improbable on the final play of the game.

Down by four with two seconds remaining, Michigan quarterback Chad Henne completed a short pass that started a chain of eight laterals and a near miracle. Coaches and players from both teams made their way onto the field mid-play thinking the game had ended as Michigan's Tyler Ecker caught the eighth lateral and scampered up the sideline toward the end zone. But Nebraska cornerback Titus Brothers chased Ecker down and knocked him out of bounds to secure a wild and wacky 32-28 victory for the Huskers.



PSU 24, TAMU 17

PSU	0	17	7	0	24
TAMU	14	0	3	0	17

TEAM STATISTICS

	PSU	TAMU
First Downs	20	13
Rushes/Yards	54/229	23/18
Passing yards	156	160
Comp-Att-Int	15-31-1	19-31-1
Total Offense	389	311
Total Plays	17	62
Avg. Yards Per Play	5.5	2.8
Possession	30:29	29:31

INDIVIDUAL STATISTICS

PASSING

PSU - MORELLI 15-31 - 143 - 1 TD - 1 INT
TAMU - MCGEE 19-31 - 164 - 1 INT

RUSHING

PSU - KINLAW 21-143; ROYSTER 9-65-1TD; CLARK 6-50-1TD
TAMU - GOODSON 15-65-2TD; LANE 10-34; MCGEE 8-41

RECEIVING

PSU - WILLIAMS 5-39; BUTLER 4-59-1TD; GOLDEN 2-32
TAMU - GOODSON 7-30; BENNETT 4-46; LANE 3-33; FRANKS 2-19

FINAL RECORD AND RANKINGS

PSU 9-4 RECORD; UNRANKED
TEXAS A&M 7-6 RECORD; UNRANKED

UT 26, IOWA 24

UT	3	7	10	6	26
IOWA	14	0	7	3	24

TEAM STATISTICS

	UT	IOWA
First Downs	17	17
Rushes/Yards	21/70	34/89
Passing yards	308	274
Comp-Att-Int	26-40-0	15-25-1
Total Offense	378	363
Total Plays	75	62
Avg. Yards Per Play	4.7	3.2
Possession	30:37	29:23

INDIVIDUAL STATISTICS

PASSING

UT - MCCOY 26-40 - 308 - 2 TD
IOWA - TATE 15-25 - 274 - 2 TD - 1 INT

RUSHING

UT - YOUNG 12-11-1TD; CHARLES 4-26; SHIPLEY 1-14
IOWA - YOUNG 13-64-1TD; SIMS 12-26; TATE 5-10

RECEIVING

UT - FINLEY 8-46; COSBY 7-59; SWEED 3-70-1TD; PITTMAN 3-37;
CHARLES 1-72-1TD
IOWA - BRODELL 6-159-2TD; DOUGLAS 3-40;
CHANDLER 2-36

FINAL RECORD AND RANKINGS

TEXAS 10-3 RECORD; #13 RANKING
IOWA 6-7 RECORD; UNRANKED

NEB 32, MICH 28

MICH	7	7	7	7	28
NEB	7	7	3	15	32

TEAM STATISTICS

	NEB	MICH
First Downs	16	23
Rushes/Yards	37/151	42/130
Passing yards	167	270
Comp-Att-Int	14-31-2	21-43-1
Total Offense	318	400
Total Plays	70	69
Avg. Yards Per Play	4.8	5.6
Possession	35:03	24:57

INDIVIDUAL STATISTICS

PASSING

NEB - TAYLOR 14-31 - 167 - 3 TD - 2 INT
MICH - HENNE 21-43 - 270 - 3 TD - 1 INT

RUSHING

NEB - ROSS 28-161-1TD
MICH - HART 19-74; HENNE 13-38-1TD; GRADY 5-17

RECEIVING

NEB - NUNN 4-91-2TD; SWIFT 3-31-1TD; HARDY 3-27; ROSS 3-8
MICH - AVANT 8-71; MANNINGHAM 3-28-1TD; BASS 3-24; MASSEY 2-18-1TD; ECKER 1-71-1TD

FINAL RECORD AND RANKINGS


NEBRASKA 8-4 RECORD; #24 RANKING
MICHIGAN 7-5 RECORD; UNRANKED

2020 VALERO ALAMO BOWL

2004 MASTERCARD ALAMO BOWL

#22 Ohio State 33, Oklahoma State 7
Dec. 29, 2004 - 65,265
ESPN Viewership - 5,221,541

With its second-string quarterback Justin Zwick running the show, the Ohio State Buckeyes made winning look easy in the 2004 MasterCard Alamo Bowl, securing a 33-7 win over Oklahoma State.



Zwick, who replaced suspended Troy Smith, threw for 189 yards and a touchdown in the one-sided matchup.

True freshman wide receiver Ted Ginn Jr. put on an offensive show, catching six passes for 78 yards and rushing for another 40 yards and a touchdown in the victory.


Mike Nugent, the senior kicker who won the Lou Groza award that year, had a perfect night nailing four field goals and three PATs. Ginn earned Offensive MVP honors while Defensive MVP honors went to Buckeye defensive end Simon Fraser.

2003 MASTERCARD ALAMO BOWL

#21 Nebraska 17, Michigan State 3
Dec. 29, 2003 - 56,229
ESPN Viewership - 4,922,930

The 2003 MasterCard Alamo Bowl turned out to be a one-sided affair as the Spartans proved no match for the Cornhuskers.

Both defenses allowed no points in the second half, but a strong first performance from Nebraska gave the 9-3 Huskers a 17-3 win.



Husker quarterback Jammal Lord ran for 79 yards, including a career-long 66-yard scamper that set up running back Cory Ross' second score. But it was Lord's arm that surprised his critics as the senior leader threw for a career-best 160 yards and earned Offensive MVP honors.

Michigan State senior quarterback Jeff Smoker was limited to 156 yards passing and his final pass as a Spartan was intercepted by Fabian Washington with 1:08 remaining.


The Blackshirt defense of Nebraska did not disappoint the Husker faithful. Nebraska recorded three interceptions and five sacks, limiting the Spartans to 18 rushing yards and 174 total, more than 200 below its average.

2002 MASTERCARD ALAMO BOWL

Wisconsin 31, #14 Colorado 28
Dec. 28, 2002 - 50,690
ESPN Viewership - 5,758,026

The kicking game proved the difference in a back and forth game that needed overtime to separate these teams.

Wisconsin kicker Mike Allen booted a 37-yard field goal in overtime to seal the 31-28 win after Colorado kicker Pat Brougham missed a 45-yard attempt in the Buffaloes' overtime possession.



The victory for Wisconsin capped off a fourth-quarter comeback that saw the Badgers drive 80 yards, convert two fourth downs and find the end zone on a one-yard-run by quarterback Brooks Bollinger, the Offensive MVP, with 51 seconds remaining.

OHIO ST 33, OKST 7

OHIO ST	13	10	7	3	33
OKST	0	0	0	7	7

TEAM STATISTICS

	OSU	OKST
First Downs	19	15
Rushes/Yards	42/214	30/149
Passing yards	189	137
Comp-Att-Int	17-27-0	15-35-1
Total Offense	403	286
Total Plays	69	65
Avg. Yards Per Play	5.8	4.4
Possession	34:51	25:09

INDIVIDUAL STATISTICS

PASSING

OSU - ZWICK 17-27 - 189 - 1 TD
OKST - WOODS 15-34 - 137 - 1 INT

RUSHING

OSU - JOE 13-57; ROSS 12-99-1TD; GINN JR. 8-40-1TD
OKST - WOODS 12-72; MORENCY 8-20; WILLIS 2-7-1TD

RECEIVING

OSU - GINN JR. 6-78; HOLMES 5-47; GONZALEZ 1-23-1TD
OKST - WOODS 4-40; FRAZIER 3-24; BAJEMA 2-29

FINAL RECORD AND RANKINGS

OHIO STATE 8-4 RECORD; #20 RANKING
OKLAHOMA STATE 7-5 RECORD; UNRANKED

NEB 17, MSU 3

NEB	3	14	0	0	17
MSU	3	0	0	0	3

TEAM STATISTICS

	NEB	MSU
First Downs	20	13
Rushes/Yards	54/229	23/18
Passing yards	160	156
Comp-Att-Int	8-17-0	21-39-3
Total Offense	389	174
Total Plays	71	62
Avg. Yards Per Play	5.5	2.8
Possession	30:29	29:31

INDIVIDUAL STATISTICS

PASSING

NEB - LORD 8-17 - 160
MSU - SMOKER 21-39 - 156 - 3 INT

RUSHING

NEB - ROSS 37-138-2TD; LORD 10-79
MSU - DORTCH 9-31; HAYES 6-13

RECEIVING

NEB - FLUELLEN 4-84; PILKINGTON 3-70
MSU - ALEXANDER 8-63; BROWN 4-41; SHABAJ 4-31

FINAL RECORD AND RANKINGS

NEBRASKA 10-3 RECORD; #19 RANKING
MICHIGAN STATE 8-5 RECORD; UNRANKED

WISC 31, CU 28 (OT)

WISC	7	14	0	7	3	31
CU	14	0	14	0	0	28

TEAM STATISTICS

	WISC	CU
First Downs	21	13
Rushes/Yards	51/193	44/123
Passing yards	163	77
Comp-Att-Int	12-24-1	9-18-3
Total Offense	356	200
Total Plays	75	62
Avg. Yards Per Play	4.7	3.2
Possession	30:37	29:23

INDIVIDUAL STATISTICS

PASSING

WISC - BOLLINGER 12-24 - 163 - 2 TD - 1 INT
CU - HODGE 6-13 - 62 - 1 TD - 3 INT; COLVIN 3-5 - 15 - 1 TD

RUSHING

WISC - DAVIS 25-99-1TD; BOLLINGER 20-82-1TD; SMITH 5-15
CU - BROWN 28-97-1TD; CALHOUN 9-16; COLVIN 3-10

RECEIVING

WISC - WILLIAMS 5-83-1TD; CHARLES 5-67-1TD
CU - HACKETT 3-30-2TD; DRUMM 2-16; MONTEILH 1-20

FINAL RECORD AND RANKINGS

WISCONSIN 9-5 RECORD; UNRANKED
COLORADO 8-6 RECORD; #20 RANKING

2020 VALERO ALAMO BOWL

2001 SYLVANIA ALAMO BOWL


Iowa 19, Texas Tech 16
 Dec. 29, 2001 - 65,232
 ESPN Viewership - 4,481,728

Texas Tech quarterback Kliff Kingsbury was picked off in the end zone by Bob Sanders on the last play of the game to secure a 19-16 Hawkeye victory.

A defensive struggle throughout, both teams relied on special teams. Iowa kicker Nate Kaeding nailed four field goals and TTU kicker Robert Treece connected on two 4th quarter field goals, including a game-tying 37-yarder with 2:05 remaining.

But the Hawkeye offense had one last drive in them as Offensive MVP tailback Aaron Greiving helped march Iowa down the field where Kaeding kicked a game-winning field goal with 44 seconds left on the clock.

The game featured big plays from future coach Kliff Kingsbury, NFL Pro Bowler Wes Welker and 2007 Defensive Player of the Year Bob Sanders.




2000 SYLVANIA ALAMO BOWL

#8 Nebraska 66, #19 Northwestern 17
 Dec. 30, 2000 - 60,028
 ESPN Viewership - 4,771,554

The 2000 SYLVANIA Alamo Bowl was a rout that showcased the nation's best rushing attack in the Nebraska Cornhuskers. Husker running back Dan Alexander set a Bowl record with 240 yards in Nebraska's 66-17 victory.

The Huskers led 7-3 after the 1st quarter, but a Bowl record 31-point 2nd quarter blew the game wide open. The Huskers tacked on 21 more on the Wildcat defense in the 3rd and the rout was on.

Alexander rushed for 240 yards -- the most by any Husker in a bowl game -- and two scores on 21 carries as the nation's best ground game shredded Northwestern's overmatched defense. Crouch, who would win the Heisman the following season, added four scores including two on the ground.




1999 SYLVANIA ALAMO BOWL

#13 Penn State 24, #18 Texas A&M
 Dec. 28, 1999 - 65,380
 ESPN Viewership - 5,738,555

No. 13 Penn State used the spark from its strong defensive squad to defeat No. 18 Texas A&M 24-0 in the 1999 SYLVANIA Alamo Bowl.

The Nittany Lion defense attacked early and often as A&M quarterback Randy McCown had his first two pass attempts intercepted, including a 34-yard return for the first score of the game by Penn State's Derek Fox.

All-American linebacker and Defensive MVP LaVar Arrington led the defensive charge for Penn State with an Alamo Bowl record 14 tackles. The defense led by future NFL veterans Arrington, defensive end Courtney Brown and linebacker Brandon Short pressured McCown into throwing four interceptions. Brown and Arrington were selected with the No. 1 and No. 2 spots in the 2000 NFL Draft respectively.



IOWA 19, TTU 16

TTU	0	3	7	6	16
IOWA	3	7	3	6	19

TEAM STATISTICS

	IOWA	TTU
First Downs	20	20
Rushes/Yards	44/178	20/80
Passing yards	161	206
Comp-Att-Int	19-26-0	29-49-3
Total Offense	339	389
Total Plays	70	69
Avg. Yards Per Play	4.8	5.6
Possession	35:03	24:57

INDIVIDUAL STATISTICS

PASSING

IOWA - MCCANN 19-26 - 161
 TTU - KINGSBURY 29-49 - 309 - 1 TD - 3 INT

RUSHING

IOWA - GREIVING 25-115-1TD; ALLEN 7-36; MCCANN 7-26
 TTU - KINGSBURY 9-42; WILLIAMS 9-30

RECEIVING

IOWA - HILL 6-49; CLARK 4-30; DODGE 4-26; ALLEN 3-38
 TTU - PETERS 8-60; GLOVER 6-77; WELKER 6-62-1TD; FRANCIS 5-90

FINAL RECORD AND RANKINGS

IOWA 7-5 RECORD; UNRANKED
 TEXAS TECH 7-5 RECORD; UNRANKED

NEB 66, NW 17

NW	3	14	0	0	17
NEB	7	31	21	7	66

TEAM STATISTICS

	NEB	NW
First Downs	28	14
Rushes/Yards	69/476	38/232
Passing yards	160	151
Comp-Att-Int	6-14-1	17-43-1
Total Offense	636	383
Total Plays	83	81
Avg. Yards Per Play	7.6	4.7
Possession	33:37	26:23

INDIVIDUAL STATISTICS

PASSING

NEB - COUCH 5-13 - 91 - 2 TD - 1 INT; NEWCOMBE 1-1 - 69 - 1 TD
 NW - KUSTOK 15-35 - 138 - 1 TD; DANIELSON 2-8 - 13 - 1 INT

RUSHING

NEB - ALEXANDER 20-240-2TD; CROUCH 15-90-2TD;
 BUCKHALTER 12-55-1TD; DIEDRICK 4-28-1TD
 NW - ANDERSON 18-149-1TD; KUSTOK 14-55

RECEIVING

NEB - DAVISON 3-85-2; NEWCOMBE 1-58-1TD
 NW - JOHNSON 4-53-1TD; ANDERSON 4-12

FINAL RECORD AND RANKINGS

NEBRASKA 10-2 RECORD; #8 RANKING
 NORTHWESTERN 8-4 RECORD; UNRANKED

PSU 24, TAMU 0

TAMU	0	0	0	0	0
PSU	7	7	0	10	24

TEAM STATISTICS

	PSU	TAMU
First Downs	17	16
Rushes/Yards	39/175	39/80
Passing yards	146	122
Comp-Att-Int	8-17-1	15-28-4
Total Offense	321	202
Total Plays	56	67
Avg. Yards Per Play	5.7	3.0
Possession	29:23	30:37

INDIVIDUAL STATISTICS

PASSING

PSU - CASEY 8-16 - 146 - 1 TD
 TAMU - MCCOWN 13-22 - 105 - 4 INT

RUSHING

PSU - MCCOO 6-43; L JOHNSON 6-30; CASEY 7-27-1TD;
 MITCHELL 8-26
 TAMU - TOOMBS 19-70; HARDEMAN 10-41

RECEIVING

PSU - STEWART 2-27; FIELDS 2-11; DRUMMOND 1-45-1TD
 TAMU - TAYLOR 6-38; BUMGARDNER 5-59; TOOMBS 2-7

FINAL RECORD AND RANKINGS


PENN STATE 9-4 RECORD; #11 RANKING
 TEXAS A&M 9-4 RECORD; #23 RANKING

2020 VALERO ALAMO BOWL

1998 BUILDERS SQUARE ALAMO BOWL

Purdue 37, #4 Kansas State 34
 Dec. 29, 1998 - 60,780
 ESPN Viewership - 5,446,139

Drew Brees drove the unranked Purdue Boilermakers 80 yards in 54 seconds on a drive that culminated in a 24-yard touchdown pass to finish off the No. 4 Kansas State Wildcats in the 1998 SYLVANIA Alamo Bowl.




Kansas State, who had hopes of a national championship before losing the Big 12 Championship, scored 21 points in the 4th quarter but it wasn't enough to hold off the future NFL hall of famer.

The upset victory over the Wildcats vaulted Purdue to No. 23 in the final rankings and the loss dropped K-State to 11-2 on the season and a No. 9 ranking. The Wildcats remain the highest ranked team to ever play in the Alamo Bowl.

1997 BUILDERS SQUARE ALAMO BOWL

#16 Purdue 33, #24 Oklahoma State 20
 Dec. 30, 1997 - 55,552
 ESPN Viewership - 3,964,709

The Fifth Builders Square Alamo Bowl had all the makings of a fight to the finish. No. 16 Purdue and No. 24 Oklahoma State shared many similarities, but in the end it was the Purdue Boilermakers, who walked away with the night's top prize, a 33-20 bowl victory.




Purdue quarterback Billy Dicken, the game's Offensive MVP after throwing for a then-bowl record 325 yards, got the Purdue offense on track in the third quarter, leading the Boilermakers on three touchdown drives to break the game open.

The Cowboys added a few scores of their own, but weren't able to keep up with Purdue's scoring pace.

1996 BUILDERS SQUARE ALAMO BOWL

#21 Iowa 27, Texas Tech 0
 Dec. 29, 1996 - 55,677
 ESPN Viewership - 3,737,607

The No.21 Iowa Hawkeyes redeemed their 37-3 loss to California in the inaugural Builders Square Alamo Bowl with a dominating 27-0 victory over Texas Tech in the 1996 Builders Square Alamo Bowl.



Tech's prolific run offense never got off the ground as Doak Walker Award winner Byron Hanspard was held to 64 yards rushing by the Hawkeyes after averaging more than 200 yards a game during the regular season, while Tech quarterback Zebbie Lethridge was sacked five times by the talented Iowa defense.

For his then-bowl record rushing total of 113 yards, Iowa running back Sedrick Shaw earned the Offensive MVP award. Hawkeye Jared DeVries had two sacks and won Defensive MVP honors.

PUR 37, KSU 34

PUR	0	17	10	10	37
KSU	0	7	6	21	34

TEAM STATISTICS

	PUR	KSU
First Downs	19	12
Rushes/Yards	5/24	43/126
Passing yards	230	182
Comp-Att-Int	25-53-3	9-24-4
Total Offense	235	306
Total Plays	49	67
Avg. Yards Per Play	4.8	4.7
Possession	28:58	31:02

INDIVIDUAL STATISTICS

PASSING

PUR - BREES 25-53 - 230 - 3 TD - 3 INT
 KSU - BISHOP 9-24 - 182 - 3 TD - 3 INT

RUSHING

PUR - CRABTREE 12-46; BREES 10-14
 KSU - ALLEN 13-93-1TD; HICKSON 7-36; BISHOP 20-7

RECEIVING

PUR - JONES 11-98-2TD; DANIELS 6-47-1TD; SUTHERLAND 3-53
 KSU - McDONALD 5-124-2TD; PERIES 1-52; SWIFT 1-2-1TD

FINAL RECORD AND RANKINGS

PURDUE 9-4 RECORD; #24 RANKING KANSAS STATE 11-2 RECORD; #9 RANKING

PUR 33, OSU 20

PUR	7	3	20	3	33
OSU	3	3	7	7	20

TEAM STATISTICS

	PUR	OSU
First Downs	20	24
Rushes/Yards	28/129	37/162
Passing yards	325	206
Comp-Att-Int	18-36-3	17-35-2
Total Offense	454	368
Total Plays	64	72
Avg. Yards Per Play	7.1	5.1
Possession	25:35	34:25

INDIVIDUAL STATISTICS

PASSING

PUR - DICKEN 18-34 - 325 - 2 TD - 3 INT
 OSU - LINDSAY 9-18 - 111 - 1 TD - 2 INT; CHALOUKKA 8-17 - 95 - 1 INT

RUSHING

PUR - DICKEN 8-43-1TD; WATSON 13-41; SUTHERLAND 2-38-1TD
 OSU - FOBBS 11-82-1TD; LINDSAY 12-61; SIMMONS 10-11

RECEIVING

PUR - WATSON 5-102; ALFORD 4-61-1TD; DANIELS 1-69-1TD
 OSU - BROWN 4-52; MCQUARTERS 4-43-1TD; LOVE 3-35

FINAL RECORD AND RANKINGS

PURDUE 9-3 RECORD; #15 RANKING OKLAHOMA STATE 8-4 RECORD; #24 RANKING

IOWA 27, TTU 0

IOWA	6	11	0	10	27
TTU	0	0	0	0	0

TEAM STATISTICS

	IOWA	TTU
First Downs	23	12
Rushes/Yards	52/217	31/61
Passing yards	139	145
Comp-Att-Int	10-17-0	14-32-1
Total Offense	356	206
Total Plays	69	63
Avg. Yards Per Play	5.2	3.3
Possession	34:56	25:04

INDIVIDUAL STATISTICS

PASSING

IOWA - SHERMAN 9-16 - 126; DRISCOLL 1-1 - 13
 TTU - LETHRIDGE 13-28 - 139 - 1 INT

RUSHING

IOWA - SHAW 20-113-1TD; SHERMAN 4-24-1TD; FILER 4-41-1TD;
 BANKS 13-30
 TTU - HANSPARD 18-64; LETHRIDGE 12-4

RECEIVING

IOWA - DWIGHT 6-105; KNIPPER 1-17
 TTU - HART 4-46; MCKENZIE 3-38; DUBUC 3-20

FINAL RECORD AND RANKINGS


IOWA 9-3 RECORD; #18 RANKING TEXAS TECH 7-5 RECORD; UNRANKED

2020 VALERO ALAMO BOWL

1995 BUILDERS SQUARE ALAMO BOWL

#19 Texas A&M 22, #14 Michigan 20
Dec. 28, 1995 - 64,597
ESPN Viewership - 6,170,190

Texas A&M's Kyle Bryant, an unlikely hero, kicked a bowl-record five field goals that gave the underdog and 19th-ranked Aggies a victory over No.14 Michigan.



A&M's strong defense held Michigan running back and Heisman candidate Tim Biakabutuka to 94 yards on 24 carries.

As both offenses struggled to get into the end zone, the field goal battle ensued as a combined seven field goals were kicked before another TD. Texas A&M took a 22-13 lead late in the fourth quarter after Bryant connected on a 37-yarder. With just five seconds left in the game, Brian Griese and Amani Toomer hooked up for a 44-yard TD pass that brought the game to a thrilling 22-20 score. But the Aggies recovered the onside kick and escaped the Dome with a victory.

1994 BUILDERS SQUARE ALAMO BOWL

#24 Washington State 10, Baylor 3
Dec. 31, 1994 - 44,106
ESPN Viewership - 2,336,306

The second annual Builders Square Alamo Bowl was a defensive battle between the Pac-10's Washington State Cougars and the Southwest Conference's Baylor Bears.




With the nation's second-ranked defense, Washington State stifled the Baylor offense. The Cougars held Baylor, which set a school record with 359 points during the 1994 regular season, to just 151 yards of total offense. The Bears finished the game with the fewest points, fewest first downs and fewest rushing yards of the season. Not to be outdone, Baylor's physical defense also limited Washington State to just seven yards rushing.

Baylor had a chance to tie the game late, but the Cougars intercepted the Bears to seal their fate and hold on to the 10-3 win.

1993 BUILDERS SQUARE ALAMO BOWL

Cal 37, Iowa 0
Dec. 31, 1993 - 45,716
ESPN Viewership - 2,525,015

The inaugural Builders Square Alamo Bowl featured the Iowa Hawkeyes of the Big Ten against the Cal Golden Bears of the Pac-10.



Cal ran up 445 yards of total offense, compared to Iowa's meager 90, it is the largest difference in bowl history. Dave Barr, the game's Offensive MVP, completed 21 of 28 passes for 266 yards and fired three touchdown passes as the Bears won their third consecutive bowl game.

The win marked California's 20th victory in 23 games over non-conference opponents from 1989-93.

TAMU 22, MICH 20

TAMU	10	3	3	6	22
MICH	7	3	3	7	20

TEAM STATISTICS

	TAMU	MICH
First Downs	17	19
Rushes/Yards	38/130	45/129
Passing yards	136	182
Comp-Att-Int	12-22-0	9-23-1
Total Offense	266	311
Total Plays	67	61
Avg. Yards Per Play	4.0	5.1
Possession	31:07	28:53

INDIVIDUAL STATISTICS

PASSING

TAMU - PULLIG 12-22 - 136
MICH - GRIESE 9-23 - 182 - 2 TD - 1 INT

RUSHING

TAMU - PARKER 21-56; BERNARD 15-50-1TD; HARDEMAN 6-41
MICH - BIAKABUTUKA 24-94; WILLIAMS 7-36

RECEIVING

TAMU - HARDEMAN 3-41; CONNELL 3-36; PARKER 3-23
MICH - TOOMER 5-135-1TD; HAYES 2-35

FINAL RECORD AND RANKINGS

TEXAS A&M 9-4 RECORD; #15 RANKING
MICHIGAN 9-4 RECORD; #17 RANKING

WSU 10, BU 3

WSU	7	3	0	0	10
BU	0	0	3	0	3

TEAM STATISTICS

	WSU	BU
First Downs	14	5
Rushes/Yards	31/7	32/74
Passing yards	286	77
Comp-Att-Int	27-35-0	8-23-2
Total Offense	293	151
Total Plays	66	55
Avg. Yards Per Play	4.4	2.7
Possession	27:58	32:02

INDIVIDUAL STATISTICS

PASSING

WSU - DAVIS 27-35 - 286
BU - WATSON 8-22 - 77 - 2 INT; MOORE 0-1

RUSHING

WSU - SARLS 8-20; HICKS 10-12-1TD
BU - DOUGLAS 13-42; LEWIS 9-34

RECEIVING

WSU - CARPENTER 5-91; MOORE 5-38; DUMAS 5-26; KENNEDY 4-62
BU - MUHAMMAD 2-34; DOUGLAS 2-16; BRONSON 2-15

FINAL RECORD AND RANKINGS

WASHINGTON ST. 8-4 RECORD; #21 RANKING
BAYLOR 7-5 RECORD; UNRANKED

CAL 37, IOWA 0

CAL	6	17	7	7	37
IOWA	0	0	0	0	0

TEAM STATISTICS

	CAL	IOWA
First Downs	28	5
Rushes/Yards	55/179	21/20
Passing yards	266	70
Comp-Att-Int	21-28-0	6-17-1
Total Offense	445	90
Total Plays	83	38
Avg. Yards Per Play	5.4	2.4
Possession	43:14	16:46

INDIVIDUAL STATISTICS

PASSING

CAL - BARR 21-28 - 266 - 3 TD
IOWA - BURMEISTER 6-17 - 70 - 1 INT

RUSHING

CAL - CHAPMAN 24-89; EDWARDS 6-42; RUTHERFORD 10-40
IOWA - KAHL 5-27; KING 5-19; SHAW 4-14

RECEIVING

CAL - CALDWELL 5-80-1TD; UWAEZUOKE 2-55-1TD; CHAPMAN 5-50; HOLLY 3-21; REMINGTON 1-12-1TD
IOWA - JASPEN 4-55; DEAN 2-15

FINAL RECORD AND RANKINGS

CAL 9-4 RECORD; #24 RANKING
IOWA 6-6 RECORD; UNRANKED

2020 VALERO ALAMO BOWL

GAME RECORDS - INDIVIDUAL

MOST RUSHING ATTEMPTS

37	Cory Ross, Nebraska (vs. Michigan State)	2003
30	Chris Polk, Washington (vs. Baylor)	2011

MOST YARDS RUSHING

240	Dan Alexander, Nebraska (vs. Northwestern)	2000
200	Terrance Ganaway, Baylor (vs. Washington)	2011

MOST YARDS PER CARRY

12.0	Dan Alexander, Nebraska (vs. Northwestern)	2000
9.7	Paul Perkins, UCLA (vs. Kansas State)	Jan. 2015

MOST RUSHING TOUCHDOWNS

5	Terrance Ganaway, Baylor (vs. Washington)	2011
3	Royce Freeman, Oregon (vs. TCU) and 1 other	Jan. 2016

LONGEST RUN

89 (TD)	Terrance Ganaway, Baylor (vs. Washington)	2011
78	Tevin Reese, Baylor (vs. Washington)	2011

MOST TOUCHDOWNS (RUSHING & PASSING)

7*	Keith Price, Washington (vs. Baylor)	2011
5	Terrance Ganaway, Baylor (vs. Washington)	2011

MOST PASS ATTEMPTS

53	Drew Brees, Purdue (vs. Kansas State)	1998
50	Nick Foles, Arizona (vs. Oklahoma State)	2010

MOST PASS COMPLETIONS

35*	Gardner Minshew II, Washington State (vs. Iowa State)	2018
32	Nick Foles, Arizona (vs. Oklahoma State)	2010

MOST YARDS PASSING

438	Keith Price, Washington (vs. Baylor)	2011
372	Taylor Potts, Texas Tech (vs. Michigan State)	Jan. 2010

MOST TOUCHDOWN PASSES

4	Keith Price, Washington (vs. Baylor)	2011
3	K.J. Costello, Stanford (vs. TCU) and 6 others	2017

HIGHEST COMPLETION PERCENTAGE

77.1	Chad Davis (27-35), Washington State (vs. Baylor)	1994
75.0	Dave Barr (21-28), California (vs. Iowa)	1993

MOST PASSES INTERCEPTED

4	Randy McCown, Texas A&M (vs. Penn State)	1999
4	Michael Bishop, Kansas State (vs. Purdue)	1998

LONGEST PASS RECEPTION FOR A TOUCHDOWN

93	Jalen Reagor, TCU (vs. Stanford)	2017
88	Darnell McDonald, Kansas State (vs. Purdue)	1998

MOST RECEPTIONS

13	Tyler Lockett, Kansas State (vs. UCLA)	Jan. 2015
11	Isaac Jones, Purdue (vs. Kansas State)	1998

MOST YARDS RECEIVING

198	Jermaine Kearse, Washington (vs. Baylor)	2011
192	Hakeem Butler, Iowa State (vs. Washington State)	2018
171	James Washington, Oklahoma State (vs. Colorado)	2016

MOST RECEIVING TOUCHDOWNS

3	JJ Arcega-Whiteside, Stanford (vs. TCU)	2017
2	Tyler Lockett, Kansas State (vs. UCLA) and 9 others	2015

LONGEST FIELD GOAL

51	Josh Brown, Nebraska (vs. Northwestern)	2000
50	Clinton Greathouse, Texas Tech (vs. Iowa)	2001
50	Dan Bailey, Oklahoma State (vs. Arizona)	2010
50	Connor Assalley, Iowa State (vs. Washington State)	2018

MOST FIELD GOALS

5*	Kyle Bryant, Texas A&M (vs. Michigan)	1995
4	Jaden Oberkrom, TCU (vs. Oregon) and 2 others	Jan. 2016

MOST KICKOFF RETURN YARDS

179	Travis Cobb, Arizona (vs. Oklahoma State)	2010
149	Keshawn Martin, MSU (vs. Texas Tech)	Jan. 2010

LONGEST KICKOFF RETURN

69	Steve Breaston, Michigan (vs. Nebraska)	2005
64	Travis Cobb, Arizona (vs. Oklahoma State)	2010

LONGEST PUNT RETURN

76 (TD)	Desmon White, TCU (vs. Stanford)	2017
75 (TD)	Jeremy Maclin, Missouri (vs. Northwestern)	2008

LONGEST PUNT

67	Justin Brantly, Texas A&M (vs. Penn State)	2007
62	Cole Farden, Oklahoma State (vs. Ohio State)	2004

MOST ALL-PURPOSE YARDS

249	Tyler Lockett, Kansas State (vs. UCLA)	Jan. 2015
240	Dan Alexander, Nebraska (vs. Northwestern)	2000

MOST INTERCEPTIONS

2	Leon Hall, Michigan (vs. Nebraska)	2005
2	3 other players	

LONGEST INTERCEPTION RETURN

91 (TD)	Don Strickland, Colorado (vs. Wisconsin)	2002
66	Marcus Strong, Washington State (vs. Iowa State)	2018

MOST TACKLES

17	Sean Weatherspoon, Missouri (vs. Northwestern)	2008
15	Elliot Coffey, Baylor (vs. Washington)	2011
15	Sean Parker, Washington (vs. Baylor)	2011
15	Cort Dennison, Washington (vs. Baylor)	2011

MOST SACKS

4.5	Alex Okafor, Texas (vs. Oregon State)	2012
3.5	Chike Okeafor, Purdue (vs. Kansas State)	1998

*NCAA Bowl Record

2020 VALERO ALAMO BOWL

GAME RECORDS - TEAM

MOST POINTS - GAME

67	Baylor (vs. Washington)	2011
66	Nebraska (vs. Northwestern)	2000
56	Washington (vs. Baylor)	2011

MOST POINTS - HALF

43	Baylor (2nd half vs. Washington)	2011
38	Nebraska (1st half vs. Northwestern)	2000
35	Washington (1st half vs. Baylor)	2011

MOST POINTS - QUARTER

31	Nebraska (2Q vs. Northwestern)	2000
29	Baylor (3Q vs. Washington)	2011
28	Washington (2Q vs. Baylor)	2011

MOST TOUCHDOWNS

9	Baylor (vs. Washington)	2011
9	Nebraska (vs. Northwestern)	2000
8	Washington (vs. Baylor)	2011

MOST FIELD GOALS MADE

5	Texas A&M (vs. Michigan)	1995*
4	TCU (vs. Oregon)	Jan. 2016
4	Iowa (vs. Teas Tech)	2001

MOST YARDS TOTAL OFFENSE

777	Baylor (vs. Washington)	2011
636	Nebraska (vs. Northwestern)	2000
620	Washington (vs. Baylor)	2011

MOST OFFENSIVE PLAYS

94	TCU (vs. Oregon)	Jan. 2016
85	Baylor (vs. Washington)	2011
85	Texas Tech (vs. MSU)	Jan. 2010
85	Michigan (vs. Nebraska)	2005

HIGHEST AVERAGE PER PLAY

9.1	Baylor (vs. Washington)	2011
8.4	Washington (vs. Baylor)	2011

MOST RUSHING ATTEMPTS

69	Nebraska (vs. Northwestern)	2000
55	California (vs. Iowa)	1993

MOST YARDS RUSHING

482	Baylor (vs. Washington)	2011
476	Nebraska (vs. Northwestern)	2000

HIGHEST AVG. PER RUSHING ATTEMPT

9.3	Baylor (vs. Washington)	2011
8.5	UCLA (vs. Kansas State)	Jan. 2015

MOST PASS ATTEMPTS

54	Texas Tech (vs. Michigan State)	Jan. 2010
53	Purdue (vs. Kansas State)	1998

MOST PASS COMPLETIONS

38	Texas Tech (vs. Michigan State)	Jan. 2010
32	Arizona (vs. Oklahoma State)	2010

MOST YARDS PASSING

460	Texas Tech (vs. Michigan State)	Jan. 2010
438	Washington (vs. Baylor)	2011

HIGHEST PASSING PERCENTAGE

77.1	Washington St. (27/35 vs. Baylor)	1994
75.0	California (21/28 vs. Iowa)	1993

MOST FIRST DOWNS - OVERALL

33	Baylor (vs. Washington)	2011
31	Texas Tech (vs. Michigan State)	Jan. 2010

MOST FIRST DOWNS - RUSHING

24	Nebraska (vs. North\western)	2000
18	Baylor (vs. Washington)	2011

MOST FIRST DOWNS - PASSING

20	Texas Tech (vs. Michigan State)	Jan. 2010
17	Kansas State (vs. UCLA)	Jan. 2015

THIRD-DOWN EFFICIENCY

56.3	Washington (9/16 vs. Baylor)	2011
55.0	Purdue (6/11 vs. Oklahoma State)	1997

MOST QB SACKS

10	Texas (vs. Oregon State)	2012
7	UCLA (vs. Kansas State)	Jan. 2015

MOST PUNTING YARDAGE

412	Nebraska (vs. Michigan)	2005
357	Northwestern (vs. Nebraska)	2000

MOST POINTS BY A LOSING TEAM

56	Washington (vs. Baylor)	2011
41	Oregon (vs. TCU)	Jan. 2016

FEWEST POINTS

0	Texas A&M (vs. Penn State)	1999
0	Texas Tech (vs. Iowa)	1996

MOST PENALTIES

15	UCLA (vs. Kansas State)	Jan. 2015
15	Washington St. (vs. Baylor)	1994
14	Kansas State (vs. Purdue)	1998

LONGEST TIME OF POSSESSION

43:14	California (vs. Iowa)	1993
37:31	Arizona (vs. Oklahoma State)	2010

MOST PUNTS

10	NU (vs. Nebraska)	2000
8	Nebraska (vs. Michigan)	2005
8	Iowa (vs. California)	1993

MOST FUMBLES

4	Michigan (vs. Nebraska)	2005
4	Texas A&M (vs. Penn State)	2007
4	Oregon (vs. TCU)	Jan. 2016

MOST FUMBLES LOST

3	Kansas State (vs. Purdue)	1998
3	Wisconsin (vs. Colorado)	2002

GAME RECORDS - BOTH TEAMS

LARGEST MARGIN OF VICTORY

49	Nebraska (66) vs. Northwestern (17)	2000
34	California (37) vs. Iowa (3)	1993
30	Oklahoma State (38) vs. Colorado (8)	2016

SMALLEST MARGIN OF VICTORY

2	Texas A&M (22) vs. Michigan (20)	1995
2	Texas (26) vs. Iowa (24)	2006
2	TCU (39) vs. Stanford (37)	2017
2	Washington St. (28) vs. Iowa St. (26)	2018

MOST FIELD GOALS MADE

7	Iowa (4) vs. Texas Tech (3)	2001*
7	Texas A&M (5) vs. Michigan (2)	1995*

MOST YARDS TOTAL OFFENSE

1,397	Baylor (777) vs. Washington (620)	2011
1,019	Nebraska (636) vs. Northwestern (383)	2000
975	Texas Tech (579) vs. MSU (396)	Jan. 2010

FEWEST YARDS TOTAL OFFENSE

444	Washington St. (293) vs. Baylor (151)	1994
523	PSU (321) vs. Texas A&M (202)	1999
535	California (445) vs. Iowa (90)	1993

MOST COMBINED POINTS

123*	Baylor (67) vs. Washington (56)	2011
88	TCU (47) vs. Oregon (41)	Jan. 2016
83	Nebraska (66) vs. Northwestern (17)	2000

FEWEST COMBINED POINTS

13	Washington St. (10) vs. Baylor (3)	1994
20	Nebraska (17) vs. Michigan State (3)	2003
24	Penn State (24) vs. Texas A&M (0)	1999

MOST COMBINED POINTS - HALF

64	Baylor (43) vs. UW (21) (2nd half)	2011
59	Baylor (24) vs. UW (35) (1st half)	2011
55	Nebraska (38) vs. NU (17) (1st half)	2000

MOST COMBINED POINTS - QUARTER

45*	Nebraska (31) vs. NU (14) (2Q)	2000
43*	Baylor (29) vs. UW (14) (3Q)	2011
31	Purdue (10) vs. Kansas St. (21) (4Q)	1998

MOST FIRST DOWNS

59	Baylor (33) vs. Washington (26)	2011
48	TCU (27) vs. Oregon (21)	Jan. 2016
44	Texas Tech (31) vs. MSU (13)	Jan. 2010
44	Purdue (20) vs. Oklahoma St. (24)	1997

FEWEST FIRST DOWNS

19	Washington St. (14) vs. Baylor (5)	1994
31	Purdue (19) vs. Kansas State (12)	1998
32	Nebraska (28) vs. Northwestern (14)	2000

*NCAA Bowl Record

2020 VALERO ALAMO BOWL

MOST VALUABLE PLAYERS

<u>Year</u>	<u>Offense</u>	<u>Defense</u>
2019	Sam Ehlinger, QB, Texas	Joseph Ossai, LB, Texas
2018	Gardner Minshew II, QB, Washington State	Peyton Pelluer, LB, Washington State
2017	Kenny Hill, QB, TCU	Travin Howard, LB, TCU
2016	James Washington, WR, OSU	Vincent Taylor, DT, OSU
Jan. 2016	Bram Kohlhausen, QB, TCU	Travin Howard, LB, TCU
Jan. 2015	Paul Perkins, RB, UCLA	Eric Kendricks, LB, UCLA
2013	Marcus Mariota, QB, Oregon	Avery Patterson, DB, Oregon
2012	Marquise Goodwin, WR, Texas	Alex Okafor, DE, Texas
2011	Terrance Ganaway, RB, Baylor	Elliot Coffey, LB, Baylor
2010	Justin Blackmon, WR, Oklahoma State	Markelle Martin, DB, Oklahoma State
Jan. 2010	Taylor Potts, QB, Texas Tech	Jamar Wall, DB, Texas Tech
2008	Jeremy Maclin, WR, Missouri	Sean Weatherspoon, LB, Missouri
2007	Rodney Kinlaw, RB, Penn State	Sean Lee, LB, Penn State
2006	Colt McCoy, QB, Texas	Aaron Ross, DB, Texas
2005	Cory Ross, RB, Nebraska	Leon Hall, DB, Michigan
2004	Ted Ginn Jr., WR, Ohio State	Simon Fraser, DL, Ohio State
2003	Jammal Lord, QB, Nebraska	Trevor Johnson, DL, Nebraska
2002	Brooks Bollinger, QB, Wisconsin	Jeff Mack, LB, Wisconsin
2001	Aaron Greiving, RB, Iowa	Derrick Pickens, DL, Iowa
2000	Dan Alexander, RB, Nebraska	Kyle Vanden Bosch, DL, Nebraska
1999	Rashard Casey, QB, Penn State	Lavar Arrington, LB, Penn State
1998	Drew Brees, QB, Purdue	Rosevelt Colvin, DL, Purdue
1997	Billy Dicken, QB, Purdue	Adrian Beasley, DB, Purdue
1996	Sedrick Shaw, RB, Iowa	Jared Devries, DL, Iowa
1995	Kyle Bryant, PK, Texas A&M	Keith Mitchell, LB, Texas A&M
1994	Chad Davis, QB, Washington State	Ron Childs, LB, Washington State
1993	Dave Barr, QB, California	Jerrott Willard, LB, California

Fred Jacoby Sportsmanship Award

2019	Zack Moss, RB, Utah
2018	Marcel Spears, Jr., LB, Iowa State
2017	Harrison Phillips, DL, Stanford
2016	Sean Irwin, TE, Colorado
Jan. 2016	Rodney Hardrick, LB, Oregon
Jan. 2015	Tyler Lockett, WR, Kansas State
2013	Carrington Byndom, DB, Texas
2012	Storm Woods, RB, Oregon State
2011	Senio Kelemete, OL, Washington
2010	David Douglas, WR, Arizona
Jan. 2010	Ross Weaver, DB, Michigan State
2008	Rasheed Ward, WR, Texas Tech
2007	Mark Dodge, LB, Texas A&M
2006	Mike Elgin, OL, Iowa
2005	Steve Breaston, WR, Michigan
2004	Donovan Woods, QB, Oklahoma State
2003	Joe Tate, OL, Michigan State
2002	Zac Colvin, QB, Colorado
2001	Anton Paige, WR, Texas Tech
2000	Zak Kustok, QB, Northwestern
1999	Jason Webster, DB, Texas A&M
1998	Jarrod Cooper, DB, Kansas State
1997	Kevin Williams, DB, Oklahoma State
1996	Shane Dunn, OL, Texas Tech
1995	Jarret Irons, LB, Michigan
1994	Adrian Robinson, DB, Baylor
1993	Larry Blue, DL, Iowa



Gardner Minshew II, 2018

2020 VALERO ALAMO BOWL

GAME HISTORY

Date	Day	Schools/ Score	Attendance	Payout*
Dec. 31, 2019	Tuesday	#11 Utah vs. Texas	60,147	\$8.80
Dec. 28, 2018	Friday	#13 Washington State 28, #24 Iowa State 26	60,675	\$8.14
Dec. 28, 2017	Thursday	#15 TCU 39, #13 Stanford 37	57,653	\$8.10
Dec. 29, 2016	Thursday	#12 Oklahoma State 38, #10 Colorado 8	59,815	\$8.01
Jan. 2, 2016	Saturday	#11 TCU 47, #15 Oregon 41 (3OT)	64,569	\$7.58
Jan. 2, 2015	Friday	#14 UCLA 40, #11 Kansas State 35	65,918	\$7.10
Dec. 30, 2013	Monday	#10 Oregon 30, Texas 7	65,918	\$6.25
Dec. 29, 2012	Saturday	#23 Texas 31, #13 Oregon State 27	65,277	\$6.20
Dec. 29, 2011	Thursday	#12 Baylor 67, Washington 56	65,256	\$6.10
Dec. 29, 2010	Wednesday	#14 Oklahoma State 36, Arizona 10	57,593	\$6.00
Jan. 2, 2010	Saturday	Texas Tech 41, Michigan State 31	64,757	\$4.45
Dec. 29, 2008	Monday	#23 Missouri 30, #20 Northwestern 23	55,986	\$3.85
Dec. 29, 2007	Saturday	Penn State 24, Texas A&M 17	66,166	\$3.85
Dec. 30, 2006	Saturday	#18 Texas 26, Iowa 24	65,875	\$4.45
Dec. 28, 2005	Wednesday	Nebraska 32, #20 Michigan 28	62,016	\$3.30
Dec. 29, 2004	Wednesday	#22 Ohio State 33, Oklahoma State 7	65,265	\$3.49
Dec. 29, 2003	Monday	#21 Nebraska 17, Michigan St. 3	56,229	\$2.86
Dec. 28, 2002	Saturday	#14 Wisconsin 31, Colorado 28	50,690	\$2.41
Dec. 29, 2001	Saturday	Iowa 19, Texas Tech 16	65,232	\$3.11
Dec. 30, 2000	Saturday	#8 Nebraska 66, #19 Northwestern 17	60,028	\$2.86
Dec. 28, 1999	Tuesday	#13 Penn State 24, #18 Texas A&M 0	65,380	\$2.96
Dec. 29, 1998	Tuesday	Purdue 37, #4 Kansas State 34	60,780	\$2.48
Dec. 30, 1997	Tuesday	#16 Purdue 33, #24 Oklahoma State 20	55,552	\$2.28
Dec. 29, 1996	Sunday	#21 Iowa 27, Texas Tech 0	55,677	\$2.26
Dec. 28, 1995	Thursday	#19 Texas A&M 22, #14 Michigan 20	64,597	\$2.55
Dec. 31, 1994	Saturday	#24 Washington State 10, Baylor 3	44,106	\$1.50
Dec. 31, 1993	Friday	California 37, Iowa 3	45,716	\$1.44

*in Millions

Valero Alamo Bowl Attendance Records

Year	Schools	Attendance
2007	Penn State 24, Texas A&M 17	66,166
2013	#10 Oregon 30, Texas 7	65,918
2006	#18 Texas 26, Iowa 24	65,875
1999	#13 Penn State 24, #18 Texas A&M 0	65,380
2012	#23 Texas 31, #13 Oregon State 27	65,277
2004	#22 Ohio State 33, Oklahoma State 7	65,265
2011	#12 Baylor 67, Washington 56	65,256
2001	Iowa 19, Texas Tech 16	65,232
2010	Texas Tech 41, Michigan State 31	64,757
1995	#19 Texas A&M 22, #14 Michigan 20	64,597
2016	#11 TCU 47, #15 Oregon 41 (3OT)	64,569
2005	Nebraska 32, #20 Michigan 28	62,016
1998	Purdue 37, #4 Kansas State 34	60,780
2018	#13 Washington St. 28, #24 Iowa St. 24	60,675
2015	#14 UCLA 40, #11 Kansas State 35	60,517
2019	Texas 38, #11 Utah	60,147
2000	#8 Nebraska 66, #19 Northwestern 17	60,028
2016	#12 Oklahoma State 38, #10 Colorado 8	59,815
2017	#15 TCU 39, #13 Stanford 37	57,653
2010	#14 Oklahoma State 36, Arizona 10	57,593
2003	#21 Nebraska 17, Michigan St. 3	56,229
2008	#23 Missouri 30, #20 Northwestern 23	55,986
1996	#21 Iowa 27, Texas Tech 0	55,677
1997	#16 Purdue 33, #24 Oklahoma State 20	55,552
2002	#14 Wisconsin 31, Colorado 28	50,690
1993	California 37, Iowa 3	45,716
1994	#24 Washington State 10, Baylor 3	44,106

Top-10 Valero Alamo Bowl TV Viewership*

Year	Schools	Viewers
Jan. 2010	Michigan State vs. Texas Tech	8.9
2006	Iowa vs. #18 Texas	8.8
2011	Washington vs. #12 Baylor	8.1
2005	#20 Michigan vs. Nebraska	7.8
2013	#10 Oregon vs. Texas	7.6
2012	#23 Texas vs. #13 Oregon State	7.5
Jan. 2016	#15 Oregon vs. #11 TCU	7.4
2008	#20 Northwestern vs. #23 Missouri	7.1
1995	#19 Texas A&M vs. #14 Michigan	6.8
1999	#18 Texas A&M vs. #13 Penn State	6.4

*in Millions



Texas Tech, Jan. 2010