



TEXAS

2020 FOOTBALL GAME NOTES

BROADCAST INFORMATION

TELEVISION

Network ESPN
Play-by-Play Dave Pasch
Analyst Mike Golic
Reporter Kris Budden

LOCAL RADIO

Network Longhorn IMG Radio Network
Play-by-Play Craig Way
Analyst Roger Wallace
Reporter Quan Cosby

SPANISH RADIO

Network Longhorn IMG Radio Network
Play-by-Play Dr. Rubén Pizarro-Silva
Analyst Jesus Mendoza

NATIONAL RADIO

Network ESPN Radio
Play-by-Play Mark Kestecher
Analyst Trevor Matich

COACHING STAFF/EXPECTED LOCATIONS

ON THE FIELD

Tom Herman Head Coach
Chris Ash Defensive Coordinator/Safeties
Andre Coleman Wide Receivers
Stan Drayton Assoc. HC/Run Game Coord./RBs
Oscar Giles Defensive Line
Mark Hagen Assoc. HC for Defense/DL
Herb Hand Co-Offensive Coordinator/OL
Jay Valai Cornerbacks
Yancy McKnight Strength and Conditioning

IN THE BOOTH

Jay Boulware Assoc. HC for Special Teams/TEs
Coleman Hutzler Co-Defensive Coordinator/LBs
Mike Yurcich Offensive Coordinator/QBs

WHAT'S INSIDE

- 1 Game Information/Coverage
- 2-23 Game Notes
- 24-26 Tom Herman/Coaching Staff
- 27 Tom Herman Superlatives at Texas
- 28 Numerical Roster
- 29 Alphabetical Roster
- 30 Depth Chart
- 31-32 The Last Time
- 33-36 2020 Box Scores
- 37-44 Select Players Game-by-Game Statistics
- 45 Career Highs (Offense)
- 46 Career Highs (Defense & Specialists)
- 47-55 Statistics
- 56-57 Starters & Participation

THE MATCHUP



COLORADO BUFFALOES

2020 Record 4-1 (3-1 Pac-12)
CFP/AP/Coaches Rank NR/NR/RV
Head Coach Karl Dorrell (UCLA, 1986)
Record at Colorado 4-1 (1st year)
Career Record 39-28 (6th year)



TEXAS LONGHORNS

2020 Record 6-3 (5-3 Big 12)
CFP/AP/Coaches Rank 20/20/24
Head Coach Tom Herman (Cal Lutheran, 1997)
Record at Texas 31-18 (4th year)
Career Record 53-22 (6th year)



SERIES HISTORY

Overall Record Texas leads, 11-7
In Austin Texas leads, 5-3
In Boulder Texas leads, 4-3
At Neutral Texas leads, 2-1

Dorrell vs. Texas Never met
Herman vs. Colorado Never met

Current Streak Texas, Won 3 (1994-2002)
Last Meeting Texas 52, North Carolina 21 (2002)
Longest Texas Streak Won 3 (1994-2002)
Longest Colorado Streak Won 2 (1980-82)

Largest Texas Win Texas 34, North Carolina 0 (1947)
Largest Colorado Win North Carolina 34, Texas 7 (1948)

TEAM STATISTICAL COMPARISON

Category	Value	FBS Rk	Value	FBS Rk
3rd Down Conversion Pct.	0.468	28	0.39	74
3rd Down Conversion Defense	0.338	17	0.366	30
4th Down Conversion Pct.	0.2	126	0.6	43
4th Down Conversion Defense	0.125	3	0.231	8
Fewest Penalties Per Game	5.4	44	71	110
Fewest Penalty Yds Per Game	54.6	76	681	112
First Downs Defense	102	13	75.67	118
First Downs Offense	100	114	217	96
Kickoff Returns	20.27	62	29.9	5
Net Punting	36.3	100	37.33	89
Passing Offense	202.6	86	274	29
Passing Yards Allowed	220	47	274.2	114
Punt Returns	15.6	8	4.07	102
Red Zone Defense	0.8	42	0.818	51
Red Zone Offense	0.944	4	0.863	41
Rushing Defense	156.8	56	135.6	31
Rushing Offense	218.4	18	183.3	49
Scoring Defense	27	51	29.1	62
Scoring Offense	29.6	57	41.3	12
Team Passing Efficiency	123.37	85	149.92	52
Team Passing Eff. Defense	110.9	8	133.17	30
Time of Possession	31:41	28	27:40	108
Total Defense	376.8	44	409.8	68
Total Offense	421	46	457.3	21
Turnover Margin	0	58	0.78	20

GAMEDAY INFORMATION

Kickoff Time 8:00 p.m. CT
Location San Antonio, Texas
Stadium Alamodome

Texas in 2020 6-3
Home 3-2
Road 3-0
Neutral 0-1
vs. Big 12 5-3
vs. Ranked 1-1

2020 LEADERS



SAM EHLINGER | SENIOR

PASSING

184-OF-306 (60.1%)
2,406 YDS
25 TD, 5 INT



BIJAN ROBINSON | FRESHMAN

RUSHING

76 ATT
520 YDS
3 TD



BRENNAN EAGLES | JUNIOR

RECEIVING

28 REC
469 YDS
5 TD



JWAN MITCHELL | JUNIOR

TACKLES

59 TOTAL
4.5 TFL
0.0 SACKS

2020 SCHEDULE

 W, 59-3 Austin, Texas Sept. 12 7:00 PM	 W, 63-56 OT Lubbock, Texas Sept. 26 2:30 PM	 L, 31-33 Austin, Texas Oct. 3 11:00 AM	 L, 45-53 4OT Dallas, Texas Oct. 10 11:00 AM	 W, 27-16 Austin, Texas Oct. 24 2:30 PM	 W, 41-34 OT Stillwater, Okla. Oct. 31 2:30 PM	 W, 17-13 Austin, Texas Nov. 7 11:00 AM	 L, 20-23 Austin, Texas Nov. 27 11:00 AM	 W, 69-31 Manhattan, Kan. Dec. 5 11:00 AM	 CANCELED Lawrence, Kan. Dec. 12 3:00 PM	 DEC. 29 San Antonio, Texas 8:00 PM ESPN
----------------------------------------------------	---------------------------------------------------------	----------------------------------------------------	---------------------------------------------------------	----------------------------------------------------	-----------------------------------------------------------	----------------------------------------------------	-----------------------------------------------------	------------------------------------------------------	-----------------------------------------------------	-----------------------------------------------------

GAME NOTES

QUICK FACTS

GENERAL INFORMATION

Name	University of Texas
Location	Austin, Texas
Founded	1883
Enrollment	51,832
Nickname	Longhorns
Mascot	Hook 'Em
Colors	Burnt Orange and White
Conference	Big 12
President	Jay Hartzell
Vice President & Director of Athletics	Chris Del Conte
Home Stadium	Darrell K Royal-Texas Memorial Stadium
University Website	utexas.edu
Athletics Website	TexasSports.com
Conference Website	Big12Sports.com

HISTORY

First Year of Football	1893
All-Time Record	922-378-33
All-Time Bowl Record	30-24-2
Last Bowl	2019 Alamo
Last Bowl Opponent	No. 11 Utah (W, 38-10)
Conference Championships	28
..... 1920, 1928, 1930, 1942, 1943, 1945, 1950, 1952	
..... 1953, 1959, 1961, 1962, 1963, 1968, 1969, 1970	
..... 1971, 1972, 1973, 1975, 1977, 1983, 1990, 1994	
..... 1995, 1996, 2005, 2009	
National Championships	4
..... 1963, 1969, 1970, 2005	
*The 1996-97 academic year was Texas' first in the Big 12	

2020 TEAM INFORMATION

Roster Size	119
Seniors	15
Juniors	22
Sophomores	34
Freshmen (inc. redshirts)	48
Letterwinners Returning/Lost	55/19
Offense/Defense/Specialists (Returning)	22/30/3
Starters Returning/Lost	16/6
Offense	7/4
Defense	9/2

2019 INFORMATION

Overall Record	8-5
Home/Road/Neutral	5-1/2-3/1-1
Big 12 Record/Finish	5-4/T-3rd
Final Ranking	No. 25 (AP) RV (Coaches)
Bowl Game	Valero Alamo Bowl
Bowl Opponent/Result	No. 11 Utah
Bowl Result	W, 38-10

COACHING STAFF

Head Coach	Tom Herman
Alma Mater	Cal Lutheran, 1997
Record at UT/Years	31-18/4th
Career Record/Years	53-22/6th
Twitter	@CoachTomHerman
Instagram	coachtomherman
Defensive Coordinator/Safeties	Chris Ash
Associate HC for Special Teams/TE	Jay Boulware
Wide Receivers	Andre Coleman
Associate HC/Run Game Coord./RB	Stan Drayton
Defensive Line	Oscar Giles
Associate HC for Defense/DL	Mark Hagen
Co-Offensive Coordinator/OL	Herb Hand
Co-Defensive Coordinator/LB	Coleman Hutzler
Cornerbacks	Jay Valai
Offensive Coordinator/QB	Mike Yurcich
Strength and Conditioning	Yancy McKnight

LONGHORN BOWL HISTORY

- Texas is making its 57th all-time bowl appearance this season, the second-most in the country behind only Alabama.
- The Longhorns have an all-time record of 30-24-2 (.556) in bowl games. That includes a 3-0 record to date under fourth-year head coach Tom Herman.
- UT's appearance in the 2020 Valero Alamo Bowl will mark its fourth-straight bowl game under Herman, the first time since 2011-14 that the program has been to a bowl game in four consecutive seasons.
- This year marks the Longhorns' fifth Alamo Bowl appearance (2006, 2012-13, 2019-20). It is the second time that Texas has appeared in the Alamo Bowl in consecutive seasons (2012-13).
- The Longhorns are 3-1 in their previous Alamo Bowl outings (Win – 2006, 2012, 2019; Loss – 2013).

BOWL GAMES VS. CURRENT PAC-12

Bowl Game	Opponent	Result
1975 Bluebonnet	No. 10 Colorado	W, 38-21
1979 Sun	No. 13 Washington	L, 7-14
2000 Holiday	No. 8 Oregon	L, 30-35
2001 Holiday	No. 21 Washington	W, 47-43
2003 Holiday	No. 15 Washington St	L, 20-28
2006 Rose !	No. 1 USC	W, 41-38
2007 Holiday	No. 12 Arizona State	W, 52-34
2011 Holiday	California	W, 21-10
2012 Alamo	Oregon State	W, 31-27
2013 Alamo	Oregon	L, 7-30
2019 Alamo	No. 11 Utah	W, 38-10

! BCS National Championship Game

SERIES HISTORY VS. COLORADO

- Once conference foes in the Big 12, Texas and Colorado will face off for the 19th time in school history. It is scheduled to be the first meeting between the teams since 2009.
- Texas holds an 11-7 record all-time against Colorado, including a 2-1 record in neutral-site meetings.
- The Longhorns bested the Buffaloes in the 1975 Bluebonnet Bowl (38-21) and the 2005 Big 12 Championship Game (70-3). Colorado was victorious in the 2001 Big 12 Championship Game (39-37).
- Texas won seven of the last eight meetings, including each of the last five, when Colorado was still a member of the Big 12 Conference.
- The Longhorns have scored at least 30 points in 13 of their 18 all-time meetings against the Buffaloes, including each of the last seven matchups.

RESULTS VS. COLORADO (ALL-TIME)

Year	Location	Result	Score
1940	Austin	W	39-7
1941	Boulder	W	34-6
1946	Austin	W	76-0
1975	Houston	W	38-21
1989	Boulder	L	6-27
1990	Austin	L	22-29
1993	Boulder	L	14-36
1994	Austin	L	31-34
1996	Boulder	L	24-28
1997	Austin	L	30-47
2000	Boulder	W	28-14
2001	Austin	W	41-7
2001	Dallas	L	37-39
2004	Boulder	W	31-7
2005	Austin	W	42-17
2005	Houston	W	70-3
2008	Boulder	W	38-14
2009	Austin	W	38-14

HONORING FRED AKERS

- The Longhorns will honor longtime head coach Fred Akers (1977-86) with an "FA" decal on their helmets during the 2020 Valero Alamo Bowl. Akers passed away on Dec. 7.
- As head coach at Texas, Akers compiled an 86-31-2 record (60-19-1 SWC) in 10 seasons. His 86 wins rank third on the all-time UT victory list behind Darrell Royal and Mack Brown. Akers' teams won Southwest Conference titles in 1977 and 1983. The Longhorns had three 10-win seasons and four top-10 finishes in the polls under his guidance. He coached Longhorn Legend Earl Campbell during Campbell's run to the 1977 Heisman Trophy, two Lombardi Trophy winners in Kenneth Sims and Tony DeGrate, an Outland Trophy winner in Brad Shearer and 48 All-SWC players.
- A native of Blytheville, Ark., Akers played at the University of Arkansas and served as a graduate assistant a season after finishing his playing career in 1959. He was a product of the Texas high school coaching ranks, having served as an assistant at Port Arthur and as head coach at Edinburg (19-9-1) and Lubbock High (7-3) before Royal hired him to join the Texas staff as an assistant for the 1966 season.
- While an assistant, he coached running backs, defensive backs and then was co-offensive coordinator before accepting the head coaching job at Wyoming in 1975. In two seasons, he took the Cowboys from 2-9 in his first year to an 8-4 record and a Fiesta Bowl appearance in 1976. He then returned as Texas' head coach in 1977 to replace the retiring Royal.
- With a new staff and a switch to the "I" formation to utilize the talents of Campbell, Akers burst on the scene in 1977. His first team went 11-0 through the regular season, claimed the Southwest Conference Championship and spent the final half of the year atop the national polls. Only a 38-10 Cotton Bowl loss to No. 5 Notre Dame denied Akers a National Championship in his first season.
- He followed the spectacular start in 1977 with nine consecutive winning seasons and nine bowl berths in a row. In 1978, the Longhorns were 9-3 and finished the year ranked ninth nationally. UT matched that mark in 1979 and earned a No. 12 national ranking. After dipping to 7-5 in 1980, Akers and the Longhorns returned in 1981 with a 10-1-1 record and climbed back into the nation's top spot midway through that season. UT's 14-12 upset of No. 3 Alabama in the Cotton Bowl vaulted Texas to a final No. 2 national ranking in 1981. In 1982, Texas was 9-3 and finished the year ranked 17th nationally.
- Akers again had the Horns in the hunt for a national title in 1983. Texas opened the season ranked third nationally and posted the second perfect 11-0 regular season mark and the second SWC Championship of his tenure, and spent all but one week in the nation's No. 2 spot. However, a 10-9 loss to No. 7 Georgia in the Cotton Bowl ended the title hopes for the Longhorns. A victory, coupled with a 31-30 loss by No. 1 Nebraska to Miami in the Orange Bowl, would have given Texas the national title, however UT finished the year ranked fifth.
- Akers' 1983 team produced a record 18 players who were taken in the NFL Draft the following spring. During the 1984 season, the Longhorns held the top spot in the national rankings before a 15-15 tie with No. 2 Oklahoma dropped them to No. 3.
- Akers was enshrined in the Texas Athletics Hall of Honor in 2015, and then both the Texas Sports Hall of Fame and Cotton Bowl Hall of Fame in 2016.

GAME NOTES

HEAD COACH TOM HERMAN

- Tom Herman is in his sixth season overall as a head coach with a career record of 53-22 (.707). He is in his fourth season at Texas with a mark of 31-18 (.633).
- Herman won his 50th career game as a head coach in a 27-16 triumph over Baylor on Oct. 24, 2020.
- He won his 30th game at Texas one week later, as the Longhorns bested West Virginia, 17-13, in Austin.
- Herman's 30 wins are the fourth-most by a UT coach during his first four seasons at the helm in Austin.
- He owns a career mark of 15-10 against top-25 opponents, 6-6 against top-10 foes and 3-3 versus teams ranked in the top five.
- Including the 2020 season, Herman has spent 17 of his 23 seasons as a coach in the state of Texas on the collegiate level.
- Herman graduated from Cal Lutheran and received his master's degree in education from The University of Texas.

HERMAN VS. THE FIELD

- During his six-year stint as a head coach, Tom Herman has been one of the winningest coaches in the country. In that time, he has totaled 53 wins, the sixth-most by any active FBS head coach.
- His 32 victories over the past six seasons lead all current Big 12 coaches.
- Herman won 22 games during his two-year stretch at Houston and has won 31 games thus far in his time at Texas.
- A look at the leaders in total wins since 2015 among active FBS head coaches:

MOST WINS BY ACTIVE FBS HEAD COACH (SINCE 2015)

Coach	School(s)	Wins
1. Dabo Swinney	Clemson	79
2. Nick Saban	Alabama	77
3. Brian Kelly	Notre Dame	57
Bryan Harsin	Boise State	57
5. Paul Chryst	Wisconsin	54
6. Tom Herman	Houston/Texas	53
7. Mike Gundy	Oklahoma State	52
Jeff Monken	Army	52
Scott Satterfield	App. State/Louisville	52
10. James Franklin	Penn State	51

WITH TIME TO PREPARE

- Tom Herman's teams across his head coaching career are 11-2 (8-2 at Texas) when given more than one week to prepare for an opponent. That includes a 5-1 mark since the start of the 2019 season.
- In 2020, Texas is 2-1 in such instances, picking up an overtime road win over Texas Tech following its first bye week of the season in September and a win over Baylor at home.
- His mark in such games also includes a 4-0 record in bowl games (3-0 at Texas).
- Including Herman's two seasons at Houston, his teams have scored 439 points (33.8 ppg) and allowed 286 (22.0 ppg) when Herman's teams are coming off at least one extra week of preparation.

BRILLIANT IN BOWL GAMES

- Tom Herman has led his programs to bowl games in all six seasons as a head coach. That includes three-straight appearances during his stint at The University of Texas (2017 Texas, 2019 Sugar, 2019 Alamo).
- It is the first time Texas has earned bowl eligibility in four-straight seasons since 2011-14.
- Herman is 4-0 in bowl games as a head coach, including a 3-0 record during his stint in Austin. He did not coach Houston in its 2016 bowl game after taking over as the head coach at Texas.
- Herman is the third UT head coach to make a bowl game in each of his first four seasons (Fred Akers, 1977-80; Mack Brown, 1998-2001) and the only one of those to go 3-0 in bowl games in his first three.
- Herman has twice coached in one of the New Year's Six bowl games, first winning the 2015 Peach Bowl while at Houston. He also won the Allstate Sugar Bowl during his second season at UT in 2018.
- During Herman's first season, he led the Longhorns to a 33-16 win over Missouri in the 2017 Texas Bowl.
- Last season, Texas bested No. 11 Utah, 38-10, in the Valero Alamo Bowl. The 28-point spread ranks as Texas' second-largest margin of victory during a bowl game, behind only the 1978 Sun Bowl (42-0 vs. Maryland).
- Herman's four bowl wins since 2015, the start of his head coaching career, rank as the fourth-most by an active FBS head coach during that stretch.
- His four bowl wins are also the most of any current Big 12 head coach since 2015.
- Texas' three-game bowl winning streak, all of which have come under Herman, is tied with LSU, Iowa and Ohio for the third-longest active mark in the nation and is tied for the longest by a Power Five program.
- A look at the leaders in bowl game wins since 2015 among active FBS head coaches, as well as the longest active bowl game winning streaks in the FBS:

MOST BOWL WINS BY ACTIVE FBS HEAD COACH (SINCE 2015)

Coach	School (Former/Current)	Wins
1. Nick Saban	Alabama	7
2. Dabo Swinney	Clemson	6
3. Skip Holtz	Louisiana Tech	5
4. Tom Herman	Houston/Texas	4
Ed Orgeron	LSU	4
Paul Chryst	Wisconsin	4
Dan Mullen	Mississippi State/Florida	4
Scott Satterfield	Appalachian State/Louisville	4

MOST CFP/NY6 BOWL WINS BY ACTIVE FBS HEAD COACH (SINCE 2015)

Coach	School (Former/Current)	Wins
1. Nick Saban	Alabama	6
Dabo Swinney	Clemson	6
3. Ed Orgeron	LSU	3
4. Tom Herman	Houston/Texas	2
Paul Chryst	Wisconsin	2
James Franklin	Penn State	2
Dan Mullen	Mississippi State/Florida	2
Kirby Smart	Georgia	2

HERMAN'S CAREER BOWL GAMES

Bowl	Opponent	Result
2015 Peach	vs. No. 11 Florida State	W, 38-24
2017 Texas	vs. Missouri	W, 33-16
2019 Sugar	vs. No. 5 Georgia	W, 28-21
2019 Alamo	vs. No. 11 Utah	W, 38-10
W-L RECORD	4-0 (3-0 vs. top-11 ranked teams)	

THE LAST TIME...



OCT. 10, 2009

Austin, Texas | DKR-Texas Memorial
Attendance: 101,152 | TV: ESPN

COLORADO NR/NR	14
TEXAS 2/2	38

Score by Quarters	1	2	3	4	OT	Score
Colorado	7	7	0	0	-	14
Texas	3	7	14	14	-	38

Scoring Summary

Qtr	Time	Team	Summary
1st	11:26	CU	Devenny 25 yd pass from Hawkins (Goodman kick)
			8-66 3:34, CU 7 - UT 0
05:28	UT	Lawrence, Hunter	32 yd field goal
			14-64 5:58, CU 7 - UT 3
2nd	02:51	CU	Geer 11 yd pass from Hawkins (Goodman kick)
			1-6 0:04, CU 14 - UT 3
00:46	UT	Shipley	39 yd pass from McCoy (Lawrence kick)
			8-78 2:00, CU 14 - UT 10
3rd	08:49	UT	Wells 3 yd blocked punt return (Lawrence kick)
			CU 14 - UT 17
04:55	UT	Thomas	92 yd INT return (Lawrence kick)
			CU 14 - UT 24
4th	12:29	UT	Shipley, Jordan 74 yd punt return (Lawrence kick)
			CU 14 - UT 31
06:12	UT	Whittaker, Fozzy	12 yd run (Lawrence, Hunter kick)
			6-50 2:07, CU 14 - UT 38

	CU	UT
FIRST DOWNS	11	21
RUSHES-YARDS (NET)	34-42	25-46
PASSING YDS (NET)	85	267
Passes Att-Comp-Int	23-9-2	40-33-1
TOTAL OFFENSE PLAYS-YARDS	57-127	65-313
Fumble Returns-Yards	1-6	0-0
Punt Returns-Yards	2-16	4-113
Kickoff Returns-Yards	7-169	2-38
Interception Returns-Yards	1--2	2-92
Punts (Number-Avg)	9-34.6	4-28.8
Fumbles-Lost	1-0	1-1
Penalties-Yards	20-140	8-93
Possession Time	31:31	28:29
Third-Down Conversions	3 of 15	7 of 14
Fourth-Down Conversions	1 of 1	1 of 1
Red-Zone Scores-Chances	2-3	2-3
Sacks By: Number-Yards	2-12	3-29

RUSHING: Colorado-Stewart, Rodney 21-40; Sumler, Demetrius 4-20; Scott, Darrell 3-2; Hawkins, Cody 1-minus 5; Hansen, Tyler 5-minus 15. Texas-Johnson, Cody 9-20; McGee, Vondrell 7-14; Whittaker, Fozzy 1-12; Chiles, John 2-3; McCoy, Colt 6-minus 3.

PASSING: Colorado-Hawkins, Cody 6-18-2-68; Hansen, Tyler 3-5-0-17. Texas-McCoy, Colt 32-39-1-265; Gilbert, Garrett 1-1-0-2.

RECEIVING: Colorado-Simas, Markques 2-13; Devenny, Patrick 1-25; Behrens, Jake 1-14; McKnight, Scotty 1-12; Geer, Riar 1-11; Deehan, Ryan 1-5; Sumler, Demetrius 1-4; Scott, Darrell 1-1. Texas-Shipley, Jordan 11-147; Buckner, Dan 6-39; Chiles, John 5-21; McGee, Vondrell 4-23; Kirkendoll, James 3-25; Whittaker, Fozzy 2-3; Goodwin, Marquise 1-7; Hales, DeSean 1-2.

INTERCEPTIONS: Colorado-Brown, Jalil 1-minus 2. Texas-Thomson, Earl 1-92; Gideon, Blake 1-0.

FUMBLES: Colorado-Hawkins, Cody 1-0. Texas-McCoy, Colt 1-1.

GAME NOTES

TEXAS' RECORD WHEN...

	2020	Herman Era
Overall.....	6-3	31-18
Big 12	5-3	22-13
Non-conference	1-0	9-5
Home	3-2	16-7
Away	3-0	11-7
Neutral	0-1	4-4
Current streak	L1	L1
Current home streak	L1	L1
Current road streak	W3	W3
Current neutral streak	L1	L1
Day game	5-3	17-14
Night game	1-0	14-1
August	0-0	1-0
September	2-0	10-4
October	2-2	8-7
November	1-1	8-6
December	1-0	3-1
January	0-0	1-0
vs. Top 25 teams	1-1	9-10
vs. unranked teams	5-2	21-7
On artificial surface	6-2	29-10
On natural grass	0-1	2-8
Scoring first	4-1	20-5
Opponent scores first	2-2	10-14
Leading after 1st quarter	3-1	19-3
Trailing after 1st quarter	2-1	9-10
Tied after 1st quarter	1-1	3-5
Leading at halftime	5-1	28-4
Trailing at halftime	1-1	3-12
Tied at halftime	0-1	0-2
Leading after 3rd quarter	4-1	27-6
Trailing after 3rd quarter	2-2	2-11
Tied after 3rd quarter	0-0	2-1
Overtime	2-1	3-3
Scoring 0-19	1-0	3-3
Scoring 20-29	1-1	8-9
Scoring 30-39	0-1	6-3
Scoring 40+ points	4-1	14-3
Allowing 0-19	2-0	16-1
Allowing 20-29	0-1	4-7
Allowing 30-39	2-1	6-6
Allowing 40+ points	1-1	3-4
Outgaining opponent	5-1	26-2
Outgained by opponent	1-2	5-15
With 100-yard rusher	2-0	11-1
Allow 100-yard rusher	2-1	4-5
With 300-yard passer	1-0	6-5
Allow 300-yard passer	2-1	9-7
No turnovers	4-0	13-6
Less than three turnovers	5-2	22-7
Three or more turnovers	0-1	1-5
No takeaways	2-1	6-5
Three or more takeaways	3-1	12-1
Win turnover margin	4-0	19-4
Tie turnover margin	1-1	7-7
Lose turnover margin	1-2	5-7
Win time of possession	3-0	23-5
Lose time of possession	3-3	8-13
Game decided by 1-9	3-3	14-13
Game decided by 10-19	1-0	8-5
Game decided by 20+	2-0	9-0

TEXAS' TURNAROUND UNDER HERMAN

- Head coach Tom Herman has won 31 games to date during his first four seasons at UT, the fourth-most by a coach in program history.
- Mack Brown (38 wins), Fred Akers (36 wins) and Blair Cherry (32 wins) are the only coaches in Texas Football history to win more games during their first four seasons on the Forty Acres.
- Prior to Herman's arrival in Austin, the Longhorns had endured three-straight losing seasons for only the second time in program history (1935-38).
- In Herman's first three years as head coach, Texas went 25-15 - a nine-win improvement on the 16-21 record of the years prior to his hiring.
- Herman's nine-win improvement during his first three seasons ranks as the second-best turnaround in Texas history.
- Darrell Royal (+12 wins, 1957-59) is the only coach to have a greater win improvement during his first three seasons at UT than Herman. Royal went 22-9-1 during his first three seasons after the Longhorns went 10-19-1 in the three years prior to his arrival.

TEXAS HEAD COACH FOUR-YEAR WIN TOTALS

Coach	Years	Record	Pct
1. Mack Brown, 1998-2001		38-13	0.745
2. Fred Akers, 1977-80		36-12	0.750
3. Blair Cherry, 1947-50		32-10	0.762
4. Tom Herman, 2017-20		31-18	0.633
5. Darrell Royal, 1957-60		29-12-2	0.674
John Mackovic, 1992-95		29-16-2	0.617



Tom Herman

MIKE YURCICH PROFILE

- Mike Yurcich was named the Texas offensive coordinator and quarterbacks coach on December 29, 2019, after leading some of the nation's most explosive offenses over the past seven seasons at Oklahoma State and Ohio State.
- Last year at Ohio State, Yurcich helped the Buckeyes to a 13-1 record and a trip to the College Football Playoff, while molding sophomore QB Justin Fields into a finalist for the Heisman Trophy, the Walter Camp Football Foundation (WCFF) Player of the Year Award, and the Davey O'Brien Award.
- Overall, Ohio State was third in the nation in scoring offense, setting a school single-season record with 46.9 points per game, and was fifth in total offense with 529.9 yards per game, which ranked second in school history. The 656 total points scored were the second-most in program history and 16 behind the 2014 team's single-season record when the offense was guided by Herman.
- Prior to his time at Ohio State, Oklahoma State experienced one of its great offensive eras under Yurcich, with the program averaging 38.0 points per game and 478.3 yards per game throughout his six-year run, compiling a record of 52-24 with four 10-win seasons and four bowl game victories. That included two appearances in New Year's Six games – the 2016 Sugar Bowl and the 2014 Cotton Bowl. The Cowboys scored 40 or more points 35 times and put up 50 or more points 15 times.

CHRIS ASH PROFILE

- Head coach Tom Herman announced Chris Ash as the program's new defensive coordinator on Dec. 17, 2019. Ash had previously spent five seasons as a defensive coordinator during stops at Wisconsin, Arkansas and Ohio State
- Four of his five defenses ranked in the top 25 statistically, including a top-10 defensive unit at Ohio State in 2015.
- Ash and Herman previously have worked together at Iowa State (2009) and Ohio State (2014). Herman was the offensive coordinator and Ash the co-defensive coordinator for the Buckeyes in 2014, when they won the inaugural College Football Playoff.
- During the 2014 season, Ash's first at Ohio State, the Buckeyes jumped from 112th in pass defense and 47th in total defense to 29th and 19th, respectively.
- Ohio State fielded the nation's No. 2 scoring defense and ranked ninth-best in total defense in 2015, Ash's second year as a coordinator in Columbus.
- He left Ohio State in 2016 to become the head coach at Rutgers, where he spent three-plus seasons in charge.

FOUR STRAIGHT WINNING SEASONS

- With a 69-31 road win over Kansas State, the Longhorns picked up their sixth win of the 2020 campaign and secured the program's fourth-straight winning season under Tom Herman.
- It is the first time since 2006-09 that Texas has put together four consecutive winning campaigns, and the first time since 2011-14 that the Horns will compete in a bowl game over four-straight seasons.
- Texas has totaled 31 wins during the past four seasons under Herman, also the most during a stretch of four-straight winning seasons since 2006-09.

GAME NOTES

COMEBACK WINS

- Texas has recorded five comeback wins when trailing by at least 10 points during Tom Herman's time as head coach. That includes a 15-point comeback against Texas Tech in 2020, when the Longhorns scored two touchdowns and a two-point conversion in the final 3:13 of the fourth quarter to force overtime, and then sealed the comeback win with a touchdown in the opening period of overtime.
- ESPN's win probability calculator gave only a 0.2% chance of winning when trailing by 15 points with 3:13 remaining in the fourth quarter.
- The 15-point turnaround is the largest deficit overcome in the final five minutes of a game on UT record.
- In addition, it was Texas' largest comeback since a 21-point rally against Oklahoma State in 2007. That day, the Longhorns flipped a 35-14 fourth-quarter deficit into a 38-35 victory.
- In 2019, Texas recorded a pair of 14-point comebacks, marking the first time since 2007 that UT has posted multiple 14-point comebacks in the same season. The 2007 Longhorns also came back from a 17-3 deficit to best Nebraska, and rallied from a 10-0 deficit to beat TCU.

10-POINT COMEBACKS (SINCE 2017)

Year	Opponent	Deficit	Final Score
2020	at No. 6 Oklahoma St.	20-31	41-34 (OT)
2020	at Texas Tech	41-56	63-56 (OT)
2019	Texas Tech	0-14	49-24
2019	No. 16 Kansas State	0-14	27-24
2018	No. 22 USC	3-14	37-14
2017	Kansas State	7-17	40-34 (2OT)

LONGHORNS IN OVERTIME

- Overtime was introduced in College Football in 1995 and the Longhorns played just one overtime game in the first 18 years of its inception. Texas played just two overtime games and a total of two overtime periods in the first 23 years of its existence.
- In Tom Herman's first year at Texas in 2017, the Longhorns played more overtime games than in the previous 23 years combined with three games and a total of five overtime periods.
- With its 41-34 overtime win at No. 6/6 Oklahoma State on Halloween, Texas has now played three overtime games and six overtime periods in 2020.
- All totaled, in four seasons under Herman, Texas has played six overtime games and a total of 11 overtime periods. The Longhorns are 2-1 in OT this year and 3-3 overall under Herman.
- Since overtime began, UT is 4-4 in OT games (3-1 road/1-1 home/0-2 neutral).
- A look at Texas' history in overtime games:

Year	Opponent	Result	Periods
2020	at No. 6 Oklahoma State	W, 41-34	1 OT
	vs. RV Oklahoma	L, 45-53	4 OT
	at Texas Tech	W, 63-56	1 OT
2017	No. 10 Oklahoma State	L, 10-13	1 OT
	Kansas State	W, 40-34	2 OT
	at No. 4 USC	L, 24-27	2 OT
2013	at West Virginia	W, 47-40	1 OT
1996	vs. Oklahoma	L, 27-30	1 OT

A FREQUENT FACE IN THE AP POLL

- Texas has made 742 all-time appearances in the Associated Press Top 25, which debuted in 1936. Oklahoma and West Virginia are the league's only other current members to feature in the AP Top 25 on more than 300 occasions.
- The Longhorns' AP Top 25 history includes 54 preseason poll appearances (34 top-10), including four-straight under head coach Tom Herman, 45 total weeks at No. 1, and 48 appearances in the final poll (27 top-10).
- Texas has been ranked in 33 of the last 45 AP Polls, dating back to week five of the 2018 season. That stretch includes a streak of 21-straight appearances in the AP Top 25, the Longhorns' best run in the national poll under Herman.
- A 162-week run that covered 11 years (2000-10) ranks as UT's longest consecutive streak of being ranked in the AP Top 25 in program history.

MOST AP TOP 25 APPEARANCES (BIG 12 PROGRAMS, ALL-TIME)

Rank	Current Rank	App.
1. Oklahoma	No. 8	859
2. Texas	No. 20	742
3. West Virginia	NR	304
4. Oklahoma State	RV	257
5. TCU	RV	243
6. Kansas State	NR	217
7. Baylor	NR	211
8. Texas Tech	NR	141
9. Kansas	NR	109
10. Iowa State	No. 12	64

ALL-BIG 12 PERFORMERS

- Texas had 14 players earn All-Big 12 recognition from the conference's head coaches.
- OL Samuel Cosmi and JACK Joseph Ossai both collected first-team honors, with Cosmi being one of only three unanimous first-team selections across the league. DB Chris Brown, K Cameron Dicker and QB Sam Ehlinger all garnered second-team recognition.
- It is the first time that the league's coaches have named Cosmi and Ossai to the All-Big 12 First Team, and the second time overall that Cosmi has been selected (2019 Second Team).
- It marked the first All-Big 12 second-team honors for Brown and Ehlinger. Dicker was also a second-team All-Big 12 selection in 2018 as a true freshman.
- The Longhorns who received honorable mention at their positions from the Big 12 were Cade Brewer (TE), Keondre Coburn (DL), Brennan Eagles (WR), Ta'Quon Graham (DL), D'Shawn Jamison (KR/PR), Derek Kerstetter (OL), Joshua Moore (WR) and DeMarvion Overshown (LB).
- Cosmi earned honorable mention as Offensive Lineman of the Year, Jamison earned honorable mention as the Special Teams Player of the Year, Ossai did so as both the Defensive Player of the Year and Defensive Lineman of the Year, and running back Bijan Robinson earned honorable mention as the Offensive Freshman of the Year.

BY THE NUMBERS

2 QB Sam Ehlinger is one of only two quarterbacks in Power 5 history to pass for more than 11,000 yards and rush for more than 1,500 in a career. The other is former Longhorn Colt McCoy (2006-09).

4 QB Sam Ehlinger is the only player in UT history to throw at least four TD passes in three consecutive games (2020 vs. UTEP, at Texas Tech, vs. TCU)

5 Ehlinger has recorded 400-plus yards of total offense five times in his career, tied for the most in school history. He also owns two of the top four total offense games in UT history (490 vs. KU, 2019; 487 vs. K-State, 2017).

6 Ehlinger has thrown at least four touchdown passes on six occasions during his career, including a career-high five TD passes in both the 2020 season opener against UTEP and on the road at Texas Tech.

7 A school-record seven different Longhorns caught a touchdown pass in the season opener against UTEP.

8 Junior JACK Joseph Ossai made at least eight tackles 13 times during his career, the third-most by a Longhorn over the last 20-plus seasons.

17 Texas has recorded 17 offensive plays that resulted in gains of at least 40 yards so far this season. That includes seven over 50 yards, and three over 70 yards.

25 The Longhorns won 25 games during Tom Herman's first three seasons as head coach, the third-most in school history during a coach's first three seasons in charge.

26 Texas is 26-2 under Tom Herman when outgaining its opponent.

29.5 Ossai recorded 29.5 tackles for loss (16.0 in 2020) since the start of the 2020 season, the most by a Big 12 player (No. 3 nationally) during that stretch.

40 UT has scored at least 40 points on 17 occasions during the Tom Herman era, including five times so far in 2020 (59 vs. UTEP, 63 at Texas Tech, 45 vs. Oklahoma, 41 at No. 6 Oklahoma State, 69 at K-State).

52 Texas has committed only 52 turnovers since 2017, the fewest in the Big 12 during that stretch.

281 The Longhorns have scored 281 points off of 80 takeaways since 2017, the most in the Big 12.

600 Texas was one of only two Power Five programs (Kentucky), and one of seven FBS programs overall, to field three 600-yard rushers in 2019. The Longhorn trio was made up of RB Keaontay Ingram (853 yds), Ehlinger (663 yds) and RB Roschon Johnson (649 yds).

GAME NOTES

LONGHORN HONOR ROLL

TOM HERMAN (HEAD COACH)

- » Dodd Trophy midseason watch list
- » Dodd Trophy Coach of the Week (Week 9 at No. 6 Oklahoma State)
- » Paul "Bear" Bryant Coach of the Year Award watch list

JUNIOR ANGLAU (SOPHOMORE, OL)

- » Preseason All-Big 12 Fourth Team (Athlon Sports)

TARIK BLACK (SENIOR, WR)

- » Reese's Senior Bowl Top 250 watch list

CADE BREWER (SENIOR, TE)

- » All-Big 12 Honorable Mention (TE - Coaches)

CHRIS BROWN (SENIOR, DB)

- » All-Big 12 Second Team (DB - Coaches)

RYAN BUJCEVSKI (JUNIOR, P)

- » Ray Guy Award preseason watch list
- » Ray Guy Award - Ray's 4 (Week 9 at No. 6 Oklahoma State)

KEONDRE COBURN (SOPHOMORE, DL)

- » Preseason All-Big 12 Fourth Team (Athlon Sports)
- » Preseason All-Texas College First Team (Dave Campbell's)

SAMUEL COSMI (JUNIOR, OL)

- » All-Big 12 First Team (OL - Coaches, unanimous selection)
- » AP Preseason All-American (Second Team)
- » Athlon Sports Preseason All-American (Second Team)
- » CBS Sports Preseason All-American (First Team)
- » Outland Trophy preseason watch list
- » Preseason All-Big 12 Offense
- » Preseason All-Big 12 First Team (Athlon Sports)
- » Preseason All-Texas College First Team (Dave Campbell's)
- » USA Today Preseason All-American (Second Team)
- » Walter Camp Preseason All-American (First Team)

CAMERON DICKER (JUNIOR, K)

- » All-Big 12 Second Team (K - Coaches)
- » Preseason All-Big 12 Second Team (Athlon Sports)
- » Preseason All-Texas College First Team (Dave Campbell's)

BRENNAN EAGLES (JUNIOR, WR)

- » All-Big 12 Honorable Mention (WR - Coaches)
- » Preseason All-Big 12 Second Team (Athlon Sports)
- » Preseason All-Texas College Second Team (Dave Campbell's)

SAM EHLINGER (SENIOR, QB)

- » All-Big 12 Second Team (QB - Coaches)
- » Allstate AFCA Good Works Team
- » Athlon Sports Preseason All-American (Fourth Team)
- » Big 12 Football Co-Scholar-Athlete of the Year
- » Big 12 Offensive Player of the Week (Week 2 vs. UTEP)
- » Big 12 Co-Offensive Player of the Week (Week 4 at Texas Tech)
- » CBS Sports Preseason All-American (Second Team)
- » CBS Sports Preseason Player of the Year (Receiving Votes)
- » Davey O'Brien Award semifinalist
- » Davey O'Brien Award Great 8 list (Week 2 vs. UTEP)
- » Davey O'Brien Award Great 8 list (Week 4 at Texas Tech)
- » Earl Campbell Tyler Rose Award Player of the Week (Week 2 vs. UTEP)
- » Earl Campbell Tyler Rose Award Player of the Week Honorable Mention (Week 4 at Texas Tech)
- » Earl Campbell Tyler Rose Award semifinalist
- » Jason Witten Collegiate Man of the Year Award finalist
- » Johnny Unitas Golden Arm Award top-10 candidate
- » Manning Award preseason watch list
- » Manning Award Star of the Week (Week 2 vs. UTEP)
- » Manning Award Star of the Week (Week 4 at Texas Tech)
- » Maxwell Award preseason watch list
- » NFF Scholar-Athlete
- » Preseason All-Big 12 Offense
- » Preseason All-Big 12 First Team (Athlon Sports)
- » Preseason All-Texas College Second Team (Dave Campbell's)
- » Reese's Senior Bowl Top 250 watch list
- » Walter Camp National Offensive Player of the Week (Week 2 vs. UTEP)
- » William V. Campbell Trophy finalist
- » Wuerffel Trophy finalist

continues on next page

SETTING THE PACE

- In nine regular season games, UT averaged 41.3 points per game offensively. That ranks as the fourth-best mark in school history, and the program's best since the 2008 squad averaged 42.4 points per game.
- The 1969 and 2005 National Championship teams are the only other Texas squads to average more points per game than the 2020 Longhorns. The 1969 team averaged 41.4 points per game in 11 contests, while the 2005 team set the school benchmark with 50.2 points per game in 13 contests.
- Twice this season the Longhorns have scored at least 60 points (63 at Texas Tech, 69 at Kansas State). It is the first time since 2005 that Texas has recorded multiple 60-point games in a season.
- Texas is averaged 6.36 yards per play this season (4,116 yards on 647 plays) to post the seventh-best mark in school history.
- The Longhorns have thrown only five interceptions this season, the second-fewest in school history (3 in 1962; 10 games). UT's 1.6 interception percentage (5 in 317 attempts) is also the second-lowest in school history, trailing the 2018 squad (6 of 476).
- Texas' 27 touchdown passes are the sixth-most on UT record. The Longhorns threw 28 touchdowns in 14 games in 2018 and 32 touchdowns in 13 games last season, giving Tom Herman's Texas teams three of the top-six marks in school history.
- The Longhorns have fumbled the ball only six times this season, the fewest in school history. Texas has lost only four of those fumbles, tied with the 2019 squad for the fewest in a season on UT record.

OFFENSIVE ERUPTION

- Texas put together one of its most complete offensive performances of the Tom Herman era in a 69-31 road win over Kansas State on Dec. 5.
- The Longhorns rushed for 334 yards - their best total in a Big 12 game since 2016 - and threw for 274 yards en route to producing more than 600 yards of total offense for the 31st time in UT history (2nd in 2020).
- Texas finished with 608 yards of total offense on 60 plays. It is the first time since 2004 vs. Oklahoma State the Horns have produced at least 600 yards of total offense while running fewer than 75 offensive plays.
- UT averaged 10.1 yards per play against Kansas State, making it one of only three schools to average at least 10 yards per play in a game this season. Maryland did so in a win over Minnesota (675 yds/66 plays, 10.2 ypp) and Alabama did so in a win over Ole Miss (723 yds/71 plays, 10.2 ypp).
- It was the 14th time that a Big 12 team has averaged 10 yards per play in a conference game over the last 20 seasons, and the only time Texas has done so.
- The Longhorns' offensive efficiency led to 69 points, the program's best single-game output since scoring 70 in the 2005 Big 12 Championship Game vs. Colorado.
- Texas scored on 11 of its 14 drives (9 TD, 2 FG) against Kansas State, punted just twice and missed a field goal. The Horns opened by scoring on their first five possessions before the missed field goal snapped that streak. UT got back into a groove in the third quarter, scoring on its first six possessions of the second half.
- In the third quarter alone, the Longhorns scored 35 points against Kansas State, their best quarter offensively of all-time dating back to records from 1947. The previous record for points in a quarter was 34 vs. Rice in 2003. It was the ninth time on Texas record the Longhorns have scored at least 30 points in a quarter.
- UT held the ball for only 5:51 of that 15-minute frame, but racked up 269 yards (114 pass/155 rush) on just 18 plays - an average of 14.9 yards per play.

RUNNING AWAY WITH IT

- Led by freshman RB Bijan Robinson, Texas produced nine explosive plays (20-plus yards) against K-State. Robinson created four of his own, breaking runs of 75, 30 and 27 yards, as well as catching a 27-yard pass. Roschon Johnson (43 rush, 22 rush), Jake Smith (33 rec), Malcolm Epps (32 rec) and Jordan Whittington (32 rec) all also notched an explosive play in Manhattan.
- Robinson and Johnson rushed for 172 and 139 yards, respectively, marking the first time a Texas running back tandem rushed for at least 125 yards in the same game since Shon Mitchell (150 yds) and Ricky Williams (143 yds) did so vs. Texas Tech in 1996.
- It was the 36th time in school history, and first since 2016, that two Longhorns surpassed the century mark on the ground in the same game.
- Of the 21 RB duos to accomplish it, none have done so more efficiently than Bijan Robinson and Roschon Johnson at K-State. Their 13.5 yards per carry (23-311) is the best, surpassing the 10.9 ypc (25-272) of Gib Dawson and Dick Ochoa versus North Carolina in 1951.
- Texas totaled seven rushing touchdowns against K-State, with Robinson and Johnson running for three apiece and Whittington added the seventh. The seven rushing touchdowns are the most by a Tom Herman-coached Texas team, and the program's best output in a game since also scoring seven against Baylor in 2012.
- Robinson and Johnson's dual three-touchdown game marks the first time two Longhorns accomplished that in the same game during the Big 12 era.

STARTING FAST

- The Longhorns wasted no time in scoring their first points of the 2020 season vs. UTEP, as senior QB Sam Ehlinger connected with sophomore WR Joshua Moore for a 78-yard touchdown on Texas' first offensive play of the season.
- The 78-yard score marked the first time since 2004, when Longhorn Legend Cedric Benson scored on a 38-yard run against North Texas, that UT scored a touchdown on its first offensive play of the season.
- It also marked the eighth one-play scoring drive of the Tom Herman era at Texas (since 2017).
- Ehlinger led the Longhorns to 45 first-half points against UTEP, directing Texas to scores on seven of its eight drives in that time (6 TD, 1 FG). He also guided the offense into field goal range on the one first-half possession that UT came away from without points (missed FG).
- Ten different Longhorns caught passes throughout the season opener, including a school-record seven who caught a touchdown pass.
- Texas also was stout defensively, limiting UTEP to just 43 rushing yards on 33 carries (1.3 ypc) and allowing only three third-down conversions in 16 tries.
- A look at some of the impressive marks posted by the Longhorns in the 2020 season opener:

TEXAS' BEST IN A SEASON OPENER SINCE...

Category	Total	Best Since
Points	59	2009
Total Offense	689+	2013
Passing Yards	481*	Ever
Passing Touchdowns	7*	Ever
Points Allowed	3	2005
Total Defense	233	2014
Rushing Defense	43	2008

*school record +No. 3 in school history

GAME NOTES

FIRING IN THE FIRST HALF

- Through the first three games of the 2020 season, the Longhorns scored 90 points in the first half, their most through three games of a season since 2005 (92 points). Texas scored 76 points in the first half of its first two games this season, the most through two games in school history.
- UT logged 45 first-half points in the season opener against UTEP, 31 on the road against Texas Tech and then 14 vs. TCU.
- Texas amassed 153 points in total over the first three games of the season, the Longhorns' best three-game stretch offensively since 2005. UT scored 176 points over games vs. Kansas (66), at Texas A&M (40) and vs. Colorado in the Big 12 Championship Game (70).

SPREADING THE WEALTH

- Texas has had 17 different players catch at least one pass this season, highlighted by nine that have recorded double-digit catches to date.
- Brennan Eagles (28 rec), Joshua Moore (25 rec) and Jake Smith (23 rec) are the Longhorns' leading receivers, with all surpassing the 20-catch mark.
- The Longhorns have had at least seven players catch a pass in seven different games this season, including a season-high 10 different receivers with catches vs. UTEP in the season opener.
- Twelve different players have caught touchdown passes this year, including six with multiple touchdown grabs to date. Moore (7), Eagles (5), Smith (3), Cade Brewer (2), Malcolm Epps (2) and Brenden Schooler (2) make up that group.

RUNNING AT WARP SPEED

- Under first-year offensive coordinator Mike Yurcich, Texas has ramped up its ability to use tempo to keep a defense off-balance when driving down the field. The increase in tempo on offense has added to the Longhorns' ability to score in quick-strike fashion.
- In the season opener against UTEP, Texas scored in under two minutes five times. Four of those scoring drives were 90 seconds or less in length and two were under one minute.
- On the road against Texas Tech, the Longhorns produced three scoring drives that were less than two minutes in length, including a pair of touchdown drives in the final 3:13 of the fourth quarter to force overtime.
- The Longhorns scored four times in under two minutes during the AT&T Red River Showdown vs. Oklahoma, including three drives under 90 seconds in length. The last two scoring drives were 1:10 and 1:38 in length, respectively, and came during the final five minutes.
- Texas produced three scoring drives under 90 seconds in length in a come-from-behind road win at No. 6 Oklahoma State on Halloween night.
- The Longhorns produced five scoring drives, all under one minute in length, in a road win over Kansas State on Dec. 5.
- Last season, Texas averaged 2.1 scoring drives under two minutes per game (28 in 13 games). Twenty of those scoring drives came in under 90 seconds, and 12 were under one minute.

MOST SCORING DRIVES <2 MIN. (BIG 12)

Rank	Games	<2:00	<1:30	<1:00
1. Oklahoma	10	25	13	5
2. Texas	9	22	18	11
TCU	10	22	17	14
4. Iowa State	11	21	13	7
5. Oklahoma State	10	17	14	6
Texas Tech	10	17	11	5

SUSTAINED SCORING DRIVES

- In addition to being able to move the ball as fast as anyone in the country, the Longhorns have also shown the ability to control possession and score on long drives under Tom Herman.
- Texas has had 54 scoring drives of 10-or-more plays since the start of the 2018 season. Of those 54 scoring drives, 39 resulted in touchdowns (72.2%).
- The Horns have logged 10 scoring drives of 10-or-more plays so far in 2020. That includes a 15-play, 59-yard drive in the fourth quarter of a comeback win at No. 6/6 Oklahoma State on Halloween. That drive melted 7:48 off the clock and gave the Horns a three-point lead with less than five minutes remaining in regulation. It was the second-longest scoring drive in terms of time of the Tom Herman era at Texas.
- Texas put together a 13-play, 67-yard drive that melted the final 6:45 off the clock against No. 16 Kansas State in 2019. Cameron Dicker booted a 26-yard field as time expired - his second such kick in 2019 - to cap the drive and seal the Longhorns' 27-24 win.
- UT logged a 19-play, 86-yard drive that ended with a two-yard TD run from QB Sam Ehlinger against No. 6 LSU. It was Texas' longest scoring drive since a 22-play, 80-yard TD against Texas Tech in 2010.

SUCCESS ON THE GROUND

- In each of the last two seasons, Texas has improved its rushing output from Tom Herman's first season at the helm in Austin (2017).
- In 2017, Texas rushed for 1,815 yards on 507 carries (3.6 ypc) and scored 24 touchdowns.
- In 2018, the Longhorns rushed for 2,143 yards on 569 carries (3.8 ypc) and scored 24 touchdowns.
- In 2019, UT rushed for 2,295 yards on 480 carries (4.8 ypc) and scored 26 rushing touchdowns.
- QB Sam Ehlinger led the Longhorns in rushing as a freshman in 2017, tallying 381 yards on 114 carries.
- The following season, Tre Watson (786 yds) and Keaontay Ingram (708 yds) both surpassed 700 yards.
- Last year, Ingram (853 yds), Ehlinger (663 yds) and true freshman Roschon Johnson (649 yds) all rushed for more than 600 yards, the first time UT has produced three 600-yard rushers in the same season since 1970.
- Three different Longhorns have rushed for more than 300 yards so far this season, led by Bijan Robinson (520 yds), Johnson (386 yds) and Ehlinger (382 yds) have both also hit the mark.
- Those three have combined for four 100-yard outings this season, led by Robinson's two. Robinson had the best rushing game by a Longhorn this campaign when he tallied 172 yards on nine carries vs. Kansas State.
- Johnson also rushed for 139 yards, marking the first time since 2016 that the Horns produced two 100-yard rushers in the same contest.
- Robinson's first 100-yard game of the season came vs. West Virginia, while Ehlinger notched 112 rushing yards in the AT&T Red River Showdown vs. Oklahoma.
- Robinson's 500-yard campaign marks the 18th time in Texas history a freshman has rushed for at least 500 yards in a season, and the 12th occurrence by a true freshman. UT has had a true freshman run for at least 500 yards in each of the last three seasons now, with Robinson following in Ingram and Johnson's footsteps.
- As a team, the Longhorns have rushed for at least 150 yards six times this season.
- Texas has surpassed 200 rushing yards this season on three occasions, doing so against UTEP (208), at Texas Tech (214) and at Kansas State (334)
- The Longhorns have produced 16 runs that covered at least 20 yards so far this season.

LONGHORN HONOR ROLL (CONT.)

B.J. FOSTER (JUNIOR, DB)

- » Preseason All-Big 12 Third Team (Athlon Sports)

TA'QUON GRAHAM (SENIOR, DL)

- » All-Big 12 Honorable Mention (DL - Coaches)
- » Preseason All-Big 12 Third Team (Athlon Sports)

KEAONTAY INGRAM (JUNIOR, RB)

- » Doak Walker Award preseason watch list
- » Preseason All-Big 12 Third Team (Athlon Sports)
- » Preseason All-Texas College Second Team (Dave Campbell's)

D'SHAWN JAMISON (JUNIOR, DB)

- » All-Big 12 Honorable Mention (KR/PR - Coaches)
- » Big 12 Special Teams Player of the Year Honorable Mention (Coaches)
- » Big 12 Special Teams Player of the Week (Week 9 at No. 6 Oklahoma State)
- » Big 12 Special Teams Player of the Week (Week 14 at K-State)
- » Paul Hornung Award preseason watch list
- » Preseason All-Big 12 Defense
- » Preseason All-Big 12 First Team (Athlon Sports)

ROSCHON JOHNSON (SOPHOMORE, RB)

- » Earl Campbell Tyler Rose Award Player of the Week Honorable Mention (Week 14 at Kansas State)

DEREK KERSTETTER (SENIOR, OL)

- » All-Big 12 Honorable Mention (OL - Coaches)
- » Preseason All-Big 12 Third Team (Athlon Sports)
- » Rimington Trophy watch list

JOSHUA MOORE (SOPHOMORE, WR)

- » All-Big 12 Honorable Mention (WR - Coaches)
- » Earl Campbell Tyler Rose Award Player of the Week Honorable Mention (Week 2 vs. UTEP)
- » Earl Campbell Tyler Rose Award Player of the Week Honorable Mention (Week 4 at Texas Tech)

JOSEPH OSSAI (JUNIOR, JACK)

- » All-Big 12 First Team (DL - Coaches)
- » Athlon Sports Preseason All-American (Third Team)
- » Big 12 Defensive Lineman of the Year Hon. Mention (Coaches)
- » Big 12 Defensive Player of the Year Hon. Mention (Coaches)
- » Big 12 Defensive Player of the Week (Week 9 at No. 6 Oklahoma State)
- » Bronko Nagurski Trophy preseason watch list
- » Bronko Nagurski National Defensive Player of the Week (Week 9 at No. 6 Oklahoma State)
- » Butkus Award preseason watch list
- » Chuck Bednarik Award semifinalist
- » Chuck Bednarik Award Player of the Week (Week 9 at No. 6 Oklahoma State)
- » Lott IMPACT Trophy preseason watch list
- » Preseason All-Big 12 Defense
- » Preseason All-Big 12 First Team (Athlon Sports)
- » Preseason All-Texas College First Team (Dave Campbell's)
- » Walter Camp National Defensive Player of the Week (Week 9 at No. 6 Oklahoma State)

DEMARVION OVERSHOWN (JUNIOR, LB)

- » All-Big 12 Honorable Mention (LB - Coaches)

BIJAN ROBINSON (FRESHMAN, RB)

- » Big 12 Newcomer of the Week (Week 10 vs. West Virginia)
- » Big 12 Newcomer of the Week (Week 14 at Kansas State)
- » Big 12 Offensive Freshman of the Year Honorable Mention (Coaches)
- » Earl Campbell Tyler Rose Award Player of the Week Honorable Mention (Week 14 at Kansas State)
- » FWAA Fresh Four (Week 10 vs. West Virginia)

JAKE SMITH (SOPHOMORE, WR)

- » Preseason All-Big 12 Fourth Team (Athlon Sports)

CADEN STERNS (JUNIOR, DB)

- » Bronko Nagurski Trophy preseason watch list
- » Chuck Bednarik Award preseason watch list
- » Jim Thorpe Award preseason watch list
- » Preseason All-Big 12 Defense
- » Preseason All-Big 12 Second Team (Athlon Sports)
- » Preseason All-Texas College First Team (Dave Campbell's)

GAME NOTES

NCAA / BIG 12 TEAM RANKINGS

CATEGORY	NCAA	BIG 12	VALUE
3rd Down Conversion Pct	74	5	0.39
3rd Down Conv. Pct Defense	30	5	0.366
4th Down Conversion Pct	43	3	0.6
4th Down Conv. Pct Defense	8	1	0.231
Blocked Kicks	33	6	1
Blocked Kicks Allowed	112	7	3
Blocked Punts	13	3	1
Blocked Punts Allowed	116	8	2
Completion Percentage	76	8	0.596
Defensive TDs			
Fewest Penalties	110	7	71
Fewest Penalties Per Game	114	9	7.89
Fewest Penalty Yards	112	8	681
Fewest Penalty Yds Per Game	118	9	75.67
First Downs Defense	96	8	217
First Downs Offense	47	6	198
Fumbles Lost	30	2	4
Fumbles Recovered	20	1	8
Kickoff Return Defense	60	2	20.78
Kickoff Returns	6	1	29.9
Net Punting	89	6	37.33
Passes Had Intercepted	35	2	5
Passes Intercepted	43	4	8
Passing Offense	29	3	274
Passing Yards Allowed	114	10	274.2
Passing Yards per Comp.	45	3	13.05
Punt Return Defense	87	7	9.42
Punt Returns	102	8	4.07
Red Zone Defense	51	3	0.818
Red Zone Offense	41	4	0.863
Rushing Defense	31	5	135.6
Rushing Offense	49	4	183.3
Sacks Allowed	65	6	2.22
Scoring Defense	62	6	29.1
Scoring Offense	12	2	41.3
Tackles for Loss Allowed	52	3	5.78
Team Passing Efficiency	30	2	149.92
Team Passing Eff. Defense	58	6	133.17
Team Sacks	89	8	1.78
Team Tackles for Loss	19	4	7.6
Time of Possession	108	9	27:40
Total Defense	68	7	409.8
Total Offense	21	2	457.3
Turnover Margin	20	2	0.78
Turnovers Gained	33	2	16
Turnovers Lost	29	1	9
Winning Percentage	37	4	0.667

BEARING DOWN

- Texas put in an impressive defensive effort against Baylor on Oct. 24, limiting the Bears to 16 points on 11 drives (1.45 points per drive) and only 316 yards of total offense.
- It was the 10th time during Tom Herman's tenure as head coach that UT held a Big 12 opponent under 350 total yards of offense and Texas' first such defensive performance against a conference foe since a Nov. 2019 matchup vs. Kansas State in Austin.
- Against Baylor, the Longhorns recorded one sack, seven tackles for loss and broke up 10 passes - tied for UT's best single-game output of the Tom Herman era (10 vs. Texas Tech, 2017).
- Eight different players broke up passes, led by senior DB Chris Brown's career-high three passes defended.
- Up front, the Longhorns held the Bears to just 64 yards rushing on 21 carries (3.0 ypc), not allowing any of their opponents' four rushers to amass more than 21 yards on the ground.
- While Baylor logged 252 passing yards against the UT defense, it came on 44 passing attempts (5.7 ypa) and only one completion resulted in a game of more than 20 yards for the BU offense.
- Texas' defense forced Baylor to punt on six of its first seven possessions, and allowed the Bears to score just three points through three quarters.
- The Longhorns allowed only 16 points in total, their best defensive performance against a Big 12 foe since holding then-No. 18 Iowa State to 10 points in 2018.

CORRALING THE COWBOYS

- The Longhorns built off their impressive performance against Baylor with a strong effort against a potent Oklahoma State offense on Halloween the following week, racking up four takeaways, five sacks and 12 tackles for loss - all season-highs for Texas to date.
- UT's four takeaways, made up by three fumble recoveries and one interception - marked the fifth time Texas has turned its opponents over at least four times under Tom Herman. UT is 5-0 in those outings.
- The Longhorns scored 21 points off of those four turnovers, helping flip an 11-point deficit into the program's first road win over a top-10 opponent in a decade.
- In addition, the Texas defense stifled a prominent Oklahoma State rushing attack, led by dual-threat QB Spencer Sanders and 2019 Doak Walker Award finalist RB Chuba Hubbard.
- Hubbard, the nation's leading rusher in 2019, managed to rush for only 72 yards on 25 carries - a career-low 2.9 yards per carry (min. 2 carries), while the Cowboys managed just 130 yards on 51 carries (2.5 ypc) as a team against a stout UT defense.
- Over the past two seasons, Hubbard has carried the ball 62 times for 193 yards - an average of just 3.1 yards per carry. In games not played against Texas, Hubbard has averaged 6.3 yards per carry during his career (3,191 yards/509 carries).
- The Longhorns also made a number of key stops throughout the game, holding the Cowboys to just 3-of-12 on third downs. It was Texas' best defensive performance on third down since the 2020 season opener against UTEP (3-of-16), and UT's best against a Big 12 foe since holding Iowa State to 3-of-14 on third downs last November.

STOPPING THE RUN

- Texas' defense has held its opponents under 100 yards rushing on 19 occasions since 2017, including five times in 2019 and three times in 2020.
- The Longhorns are 17-2, including 8-0 since the start of the 2019 season, when holding their opponents to under 100 yards rushing.
- UT was stout at the line of scrimmage in the 2020 season opener, allowing UTEP to muster just 43 rushing yards on 33 attempts (1.3 ypc). It was Texas' best day defensively against the run since holding USC to minus-5 rushing yards during the 2018 season.
- In game five of the 2020 season, Texas allowed Baylor to rush for only 64 yards on 21 carries. The Bears posted only two runs longer than 10 yards against the Longhorns' front seven.
- The Horns held a potent West Virginia rushing attack to just 43 yards on 26 carries (1.7 ypc) on Nov. 7. Entering the game, WVU was averaging 172.0 ypg as a team.
- Despite Iowa State surpassing just over 100 yards as a team, the Longhorns held the nation's leading rusher Breece Hall under 100 for the first time this season (91). It was also only the second game Hall didn't reach 130 rushing yards.

FEWER THAN 100 RUSHING YARDS

Year	Occurrences
2020	3
	(43 UTEP, 64 BU, 43 WVU)
2019	5
	(51 KSU, 71 TTU, 73 LT, 87 RICE, 96 WVU)
2018	4
	(-5 USC, 62 ISU, 72 UGA, 88 BU)
2017	7
	(10 ISU, 31 BU, 42 SJSU, 56 WVU, 62 TTU, 71 USC, 96 KU)
2016	1
2015	None
2014	2
2013	2
2012	1
2011	6
2010	4
2009	10

PICK PARTY

- The Longhorns have picked off eight passes in 2020 so far, the fourth-most in the Big 12.
- Junior DB Josh Thompson registered the first interception of his career, and the first interception by a Longhorn in 2020, during UT's season opener against UTEP.
- Sophomore DB Chris Adimora, senior DB Chris Brown and junior DB Caden Sterns added three more interceptions in Texas' Big 12 opener at Texas Tech.
- Junior LB DeMarvion Overshown notched his second career interception, and first of the season, against Oklahoma.
- Junior DB Jalen Green notched his first career interception in Texas' comeback road win over No. 6/6 Oklahoma State on Halloween.
- Freshman DB Jerrin Thompson and redshirt freshman LB David Gbenda each grabbed their first career picks in a road win over Kansas State on Dec. 5.
- The Longhorns intercepted 12 passes (31st nationally/4th Big 12) last season. Six Texas DBs were responsible for nine of those interceptions.
- Texas intercepted four passes against West Virginia in 2019. It was the first time that UT has intercepted four passes in a game since doing so at Kansas in 2014.

GAME NOTES

SWINGING MOMENTUM

- Takeaways have been at the center of the Longhorns' success over the last four seasons. Since 2017, Texas has forced 80 turnovers, the most by a Big 12 program during that stretch.
- Texas' 32 fumble recoveries and 48 interceptions are both the best total by a Big 12 school over the past four seasons.
- On the flip side, Texas has turned the ball over only 52 times under Tom Herman, the fewest in the conference since 2017.
- UT's 20 fumbles lost are the fewest among Big 12 programs over the past four seasons, while the Longhorns' 32 interceptions thrown are the third-fewest in the league during that stretch.
- A look at the Big 12 leaders in turnovers and takeaways since 2017:

MOST TAKEAWAYS (BIG 12 - SINCE 2017)

Rank	FR/INT	Takeaways
1. Texas	32/48	80
2. Texas Tech	31/45	76
3. TCU	24/49	73
4. Oklahoma State	30/40	70
5. Kansas State	28/41	69
West Virginia	25/44	69

FEWEST TURNOVERS (BIG 12 - SINCE 2017)

Rank	FR/INT	Turnovers
1. Texas	20/32	52
2. Oklahoma	27/30	57
3. Iowa State	23/36	59
Kansas State	29/30	59
5. Kansas	26/45	71

WINNING THE TURNOVER BATTLE

- In Tom Herman's tenure as head coach, Texas is 20-4 when the Longhorns win the turnover battle. On the flip side, UT's record stands at 11-14 in games where Texas either ties or loses the turnover battle under Herman.
- Texas was 10-6 when winning the turnover battle, and 6-14 when either tying or losing it, in the three years prior to Herman's arrival.
- Since Herman's arrival, the Longhorns are 12-1 when creating three or more takeaways and are 13-5 when not committing any turnovers.

2020 TURNOVER BATTLES

Opponent	UT TO	Opp TO
UTEP	0	1
at Texas Tech	2	3
TCU	2	1
vs. Oklahoma	3	3
Baylor	1	0
at No. 6 Oklahoma State	0	4
West Virginia	0	0
Iowa State	1	0
at Kansas State	0	3
at Kansas		Canceled
vs. Colorado		
TOTAL	9	15

POINTS OFF TURNOVERS

- One of the keys to success in the Tom Herman era has been UT's ability to score points off turnovers, while limiting opponent points after turnovers of their own.
- Since 2017, Texas has forced 80 turnovers and scored 281 points off of them.

Year	UT TOs	OPP Pts
2020	9	27
2019	14	46
2018	11	7
2017	18	24

Year	OPP TOs	UT Pts
2020	15	66
2019	19	52
2018	20	53
2017	26	110

MOST POINTS OFF TURNOVERS (BIG 12 - SINCE 2017)

Rank	Takeaways	Points
1. Texas	80	281
2. Kansas State	69	247
3. Texas Tech	76	234
4. Oklahoma State	70	218

NON-OFFENSIVE TOUCHDOWNS

- DB Jahdae Barron logged UT's first non-offensive touchdown of 2020 when he returned a blocked punt against Texas Tech. It was the first blocked punt returned for a TD since Josh Turner against Iowa State in 2011, a span of 111 games.
- DB D'Shawn Jamison added a second for the Longhorns in 2020 with a 100-yard kickoff return for a touchdown in a come-from-behind road win at No. 6 Oklahoma State on Halloween.
- Jamison's 98-yard kickoff return for a touchdown against Rice in 2019 was the first kickoff return for a touchdown by a Longhorn since D.J. Monroe in 2012.
- In 2018, Anthony Wheeler had a 46-yard FG block return against USC while Jamison had a 90-yard punt return against K-State.
- UT finished 2017 with eight non-offensive touchdowns, tied for the most in the country. It was their most since registering 11 in 2009.

Year	Touchdowns
2020	2 (Punt Block, KR)
2019	1 (KR)
2018	2 (FG Block, PR)
2017	8 (5 INT, PR, FR, FG Block)
2016	None
2015	4 (2 FR, INT, PR)
2014	2 (2 INT)
2013	3 (INT, FR, PR)
2012	3 (2 INT, FR)
2011	4 (2 KR, INT, PR Block)
2010	2 (INT, FR)
2009	11 (4 INT, 4 PR, 3 KR)

NCAA / BIG 12 IND. RANKINGS

CATEGORY	NCAA	BIG 12	VALUE
JAHDAE BARRON, DB			
Punt Return Touchdowns	4	3	1

RYAN BUJCEVSKI, P			
Punting	32	2	43.3

CAMERON DICKER, K			
Field Goals Per Game	24	2	1.44
Scoring	20	3	9.1
Total Points Scored	26	3	82

SAM EHLINGER, QB			
Completions Per Game	30	3	20.44
Passing Efficiency	27	2	149.9
Passing Touchdowns	8	1	25
Passing Yards	19	4	2,406
Passing Yards Per Game	23	3	267.3
Passing Yards Per Comp	43	4	13.08
Points Responsible For	3	1	202
Points Responsible For P/G	3	1	22.4
Rushing Touchdowns	34	4	8
Total Offense	15	1	309.8
Yards Per Pass Attempt	40	3	7.86

D'SHAWN JAMISON, DB			
Combined Kick Returns	11	2	546
Kickoff Return Touchdowns	5	2	1
Kickoff Returns	4	1	34.1
Punt Returns	40	5	2.6

JACOBY JONES, DL			
Fumble Recoveries	11	1	2

JOSHUA MOORE, WR			
Receiving Touchdowns	24	2	7

JOSEPH OSSAI, JACK			
Forced Fumbles	16	1	0.33
Tackles For Loss	10	1	1.8

Must be in NCAA top-50 and Big 12 top-10 to be listed

GAME NOTES

IN THE TEXAS RECORD BOOK

MOST COMPLETIONS

Name	Total	Years
1. Colt McCoy.....	1,157	2006-09
2. Sam Ehlinger.....	913	2017-pr.

MOST PASSING YARDS

Name	Total	Years
1. Colt McCoy.....	13,253	2006-09
2. Sam Ehlinger.....	11,276	2017-pr.

MOST TOTAL OFFENSE

Name	Total	Years
1. Colt McCoy.....	14,824	2006-09
2. Sam Ehlinger.....	13,188	2017-pr.

MOST PASSING TOUCHDOWNS

Name	Total	Years
1. Colt McCoy.....	112	2006-09
2. Sam Ehlinger.....	93	2017-pr.

MOST RUSHING YARDS BY QB

Name	Total	Years
1. Vince Young.....	3,127	2003-05
2. Marty Akins.....	2,020	1973-75
2. Sam Ehlinger.....	1,912	2017-pr.

MOST RUSHING TDS BY QB

Name	Total	Years
1. Vince Young.....	37	2003-05
2. Sam Ehlinger.....	33	2017-pr.

MOST TD RESPONSIBLE FOR

Name	Total	Years
1. Colt McCoy.....	132 (112/20/0)	2006-09
2. Sam Ehlinger.....	126 (93/33/0)	2017-pr.
3. Vince Young.....	81 (44/37/0)	2003-05

GAMES W/ PASSING & RUSHING TD

Name	Total	Years
1. Sam Ehlinger.....	18	2017-pr.
2. Colt McCoy.....	14	2006-09
3. Vince Young.....	13	2003-05

GAMES WITH 200+ PASSING YARDS

Name	Total	Years
1. Colt McCoy.....	38	2006-09
2. Sam Ehlinger.....	36	2017-pr.

GAMES WITH 300+ PASSING YARDS

Name	Total	Years
1. Colt McCoy.....	15	2006-09
2. Sam Ehlinger.....	10	2017-pr.

GAMES WITH 400+ PASSING YARDS

Name	Total	Years
1. Sam Ehlinger.....	2	2017-pr.
Colt McCoy.....	2	2006-09
Major Applewhite.....	2	1998-2001

GAMES WITH 3+ PASSING TDS

Name	Total	Years
1. Colt McCoy.....	17	2006-09
2. Sam Ehlinger.....	12	2017-pr.

GAMES WITH 4+ PASSING TDS

Name	Total	Years
1. Colt McCoy.....	9	2006-09
2. Sam Ehlinger.....	7	2017-pr.

GAMES WITH 5+ PASSING TDS

Name	Total	Years
1. Sam Ehlinger.....	2	2017-pr.
Colt McCoy.....	2	2006-09

EHLINGER BY THE NUMBERS

• Ehlinger has completed 184-of-306 passes (60.1%) for 2,406 yards and 25 touchdowns to five interceptions. He has also rushed for 382 yards and eight touchdowns to tally 2,788 yards of total offense and 33 total touchdowns.

• The senior's 202 points responsible for are the third-most in the country this season, and he also ranks third in points responsible for per game (22.4) and eighth in passing touchdowns (25).

• Among Big 12 competitors this season, Ehlinger leads the conference in passing touchdowns (25), points responsible for (202), points responsible for per game (22.4) and total offense (309.8).

• Ehlinger's 25 passing touchdowns are tied with his own 2019 tally for the seventh-most in a season in school history. He also holds the No. 2 (32 TDs in 2018) mark on UT record.

• Has not thrown an interception in 123-straight attempts, dating back to an Oct. 24 win over Baylor. It is the seventh-longest streak in school history, and the third-best of his career.

• Ehlinger threw two touchdowns against Kansas State to bring his total to 93 for his career - tied with Patrick Mahomes (Texas Tech, 2014-16) for the seventh-most in Big 12 history.

• He logged his 11th career game with 350-plus yards of total offense against Iowa State on Nov. 27, tying Colt McCoy for the most such outings in school history. He is also tied with McCoy for the most 400-yard games on UT record, with five.

• His 20 touchdown passes through six games were the most in school history. Ehlinger has tallied four games with at least three passing touchdowns so far this season, the fourth-best total in school history. Last year, he set the school record with seven such outings.

• He threw 17 touchdowns through the first five games of the 2020 season, matching his total from the 2019 campaign for the most passing touchdowns by a Longhorn through five games in program history.

• Ehlinger tallied at least four touchdowns in the first four games this season, led by two outings with a career-high six total touchdowns (at Texas Tech, vs. Oklahoma).

• Ehlinger became the sixth FBS quarterback since 2000 to log at least 21 total touchdowns through his team's first four games of a season. That list includes Heisman Trophy winner Lamar Jackson (25 TDs, 2016), Patrick Mahomes (22 TDs, 2016), Seth Russell (22 TDs, 2015), Anthony Gordon (21 TDs, 2019) and Geno Smith (21 TDs, 2012).

• After logging four touchdown throws against TCU, Ehlinger became the seventh FBS quarterback since 2000 to throw at least 14 passing touchdowns through his team's first three games of the season. His 14 touchdowns through the air also is the best three-game total on UT record).

• Ehlinger threw 10 passing touchdowns in the first two games of the season, the most by a Longhorn in school history. He is the first Power Five QB since 2012 (Matt Barkley, USC) to throw at least 10 touchdown passes in his team's first two games of the season.

• Ehlinger is just the third Power Five QB (ninth overall) since 2000 to achieve that feat.

• Ehlinger's 11 touchdowns accounted for in the first two games of 2020 matched UT's all-time best two-game mark, which was first set by Ricky Williams in 1998 when he set an NCAA record with 11 rushing TDs over a two-game stretch. Williams ran for 6 TDs vs. Rice followed by 5 vs. Iowa State during his Heisman Trophy-winning campaign.

EXCEPTIONAL EHLINGER

• QB Sam Ehlinger got his senior season off to a flying start against UTEP, as he completed 25-of-33 passes for 426 yards and five touchdowns.

• His 426 yards rank as the third-most prolific passing game in school history, while his five touchdown passes are tied for the second-best single-game output at UT. Both are also career-highs for the fourth-year starter.

• Ehlinger's performance placed him alongside West Virginia's Will Grier (2018) as the only Big 12 quarterbacks to throw for at least 420 yards and five touchdowns in a season opener since 2000. Overall, it was the 12th time (sixth in Power Five) that an FBS quarterback achieved the feat during that stretch.

• A team captain for the second consecutive season, Ehlinger led the Longhorns to 45 points in the first half, Texas' best first-half output since scoring 47 points against UTEP in 2009.

• He directed the Longhorns to scores on seven of their eight first-half drives (6 TD, 1 FG) and put the offense in field goal range on the lone drive that Texas did not come away from with points (missed FG).

• After his performance against UTEP, Ehlinger earned Player of the Week honors from the Walter Camp Football Foundation, the Big 12 Conference and the Earl Campbell Tyler Rose Award. He was also named to the Davey O'Brien Award's Great 8, and was a Manning Award Star of the Week.

• In UT's Big 12 opener at Texas Tech, Ehlinger completed 27-of-40 passes for 262 yards and five touchdowns. He also carried the ball 16 times for 69 yards and one touchdown. His six total touchdowns marked a career high. It was the second straight week he was named to the Davey O'Brien Award's Great 8.

• It was Ehlinger's second-straight game with five passing touchdowns. Colt McCoy (twice) is the only other player in school history to throw five-or-more touchdowns on multiple occasions, non-consecutively.

• The senior led the Longhorns to touchdowns on each of their final three drives, including one in overtime, after Texas Tech took at 56-41 lead with 3:13 remaining in the fourth quarter. During the final 3:13 and OT, Ehlinger completed 8-of-9 passes (inc. two-point conversion) for 105 yards and three touchdowns. He also rushed for 18 yards on three carries during the 22-point run.

• The win over Texas Tech also marked Ehlinger's 15th career game with a passing and rushing TD, breaking a tie with McCoy for sole possession of the school record.

• He tallied his third-straight game with at least four touchdown passes in UT's loss to TCU. Ehlinger is the first player in school history to throw at least four touchdown passes in three consecutive games.

• Ehlinger continued to excel during his senior season by recording 399 yards of total offense (287 pass/112 rush) and six total touchdowns (2 pass/4 rush) in the AT&T Red River Showdown against Oklahoma. It was his second outing with a career-high six touchdowns in 2020, and he tied a Texas quarterback record with four rushing touchdowns as well.

• He is the first Longhorn to record multiple games with six-plus total touchdowns since Ricky Williams during his 1998 Heisman Trophy-winning campaign. Williams did so twice during that campaign, logging six rushing touchdowns against Rice and New Mexico State.

• Ehlinger once again accounted for three TDs with two on the ground and one in the air against Baylor.

• He completed 20-of-27 passes (74.1 pct) for 274 yards and two touchdowns against Kansas State. It was the 13th time in his career that he completed at least 70 percent of his passes (min. 10 attempts). Texas has never lost (13-0) when Ehlinger completes at least 70 percent of his passes.

GAME NOTES

GOING BOWLING

• Sam Ehlinger is one of UT's most successful quarterbacks in bowl games throughout the program's history. He is one of seven Texas QBs to win multiple bowl games as a starter, and one of only four players to win multiple MVP or Offensive MVP honors in bowl games during his career. A look at those lists:

MOST BOWL WINS AS STARTING QB

Name	Bowl Win Seasons	Wins
1. Colt McCoy	2006-08	3
2. Sam Ehlinger	2018-19	2
David Ash	2011-12	2
Vince Young	2004-05	2
Major Applewhite	1999, 2001	2
Mike Cotton	1960-61	2
Bobby Layne	1946, 1948	2

MOST BOWL MVP/OFFENSIVE MVP HONORS

Name	Bowl MVP Seasons	Wins
1. Colt McCoy	2006-08	3
2. Sam Ehlinger	2018-19	2
Vince Young	2004-05	2
Earl Campbell	1974-75	2
Bobby Layne	1946, 1948	2

THE 100-TOUCHDOWN MAN

• Senior QB Sam Ehlinger scored his 100th career touchdown on a 31-yard touchdown pass against Texas Tech on Sept. 26, 2020.

• Ehlinger is the 13th player in Big 12 history to reach the century mark for touchdowns, and the first since Baker Mayfield (Oklahoma) and Mason Rudolph (Oklahoma State) in 2017.

• Colt McCoy (2006-09) is the only other Longhorn to tally more than 100 career touchdowns.

• A look at where Ehlinger's touchdown total ranks in Big 12 and UT history:

MOST TOTAL TDS (BIG 12)

Name, School	TDs	Years
1. Baker Mayfield, TTU/OU	152	2013-17
2. Graham Harrell, Texas Tech	146	2005-08
3. Colt McCoy, Texas	132	2006-09
4. Sam Ehlinger, Texas	126	2017-pr.
Landry Jones, Oklahoma	126	2009-12

MOST TOTAL TDS (TEXAS)

Name	TDs	Years
1. Colt McCoy	132	2008-09
2. Sam Ehlinger	126	2017-pr.
3. Vince Young	81	2003-05

THE 90/30 CLUB

• Sam Ehlinger's 93 career passing touchdowns and 33 rushing touchdowns put him in exclusive company among recent FBS greats.

• He is only the third quarterback nationally to record at least 90 passing touchdowns and 30 rushing touchdowns in FBS history.

• In addition to Ehlinger, Texas head coach Tom Herman coached former Ohio State QB J.T. Barrett during his time as the offensive coordinator and quarterbacks coach in Columbus.

• A look at that list of college football's elite dual-threat quarterbacks:

Name	Pass/Rush TDs	Years
Dan Lefevour, CMU	102/47	2006-09
J.T. Barrett, Ohio State	104/43	2014-17
Sam Ehlinger, Texas	93/33	2017-pr.

A BORN WINNER

• Sam Ehlinger has led the Longhorns to 26 wins as the program's starting quarterback. That ranks as the fourth-most wins by a starting quarterback in UT history.

• Eight of Ehlinger's victories as the starting quarterback have come against ranked opponents.

• A look at where Ehlinger ranks among UT's all-time winningest starting quarterbacks:

Name	Years at Texas	Wins
1. Colt McCoy	2006-09	45
2. Vince Young	2003-05	30
3. Bobby Layne	1944-47	28
4. Sam Ehlinger	2017-Pres.	26
Chris Simms	1999-2002	26
Marty Akins	1973-75	26

COMING UP CLUTCH

• Time and time again, QB Sam Ehlinger has delivered in the biggest moments for the Longhorns. In his career, he has orchestrated a school-record seven game-winning drives, including two on the road against Texas Tech and No. 6/6 Oklahoma State this season.

• A game-winning drive is defined as the final offensive scoring drive in the fourth quarter or overtime of a game that puts the winning team ahead for the last time.

• A look at where Ehlinger ranks among Texas quarterbacks and at the seven game-winning drives he has produced in his career thus far:

MOST GAME-WINNING DRIVES

Name	GW Drives	Years
1. Sam Ehlinger	7	2017-pr.
Major Applewhite	7	1998-2001
3. Case McCoy	5	2010-13
Colt McCoy	5	2006-09
Vince Young	5	2003-05

EHLINGER'S GAME-WINNING DRIVES

Opp., Year	Plays-Yds (Result)	Final
K-State, 2017	6-25 (TD)	W, 40-34 (2OT)
vs. No. 7 Oklahoma, 2018	9-52 (FG)	W, 48-45
at Texas Tech, 2018	7-75 (TD)	W, 41-34
Kansas, 2019	10-60 (FG)	W, 50-48
No. 16 K-State, 2019	13-75 (FG)	W, 27-24
at Texas Tech, 2020	3-25 (TD)	W, 63-56 (OT)
at No. 6 Oklahoma State, 2020	4-25 (TD)	W, 41-34 (OT)

SUCCESS ON THE GROUND

• Ehlinger has scored 33 rushing TDs in his career, including six over two games vs. Oklahoma and Baylor this season.

• He has rushed for at least 100 yards on three occasions in his career, most recently in the 2020 AT&T Red River Showdown vs. Oklahoma (112 yards).

• Ehlinger rushed for 70 yards against Oklahoma State in 2019 to become the 52nd 1,000-yard rusher in Texas Football history. He is the sixth QB in Texas history to achieve that feat, and the first since Colt McCoy (2006-09). He sealed Texas' win over the Cowboys with a 29-yard run on 3rd & 9 that gave UT a first down with just over 70 seconds remaining on the clock.

• He has amassed 1,912 career rushing yards during his collegiate career, the third most by a Texas QB. Ehlinger trails only Vince Young (3,127) and Marty Akins (2,020).

ACTIVE FBS CAREER LEADERS

MOST PASSING ATTEMPTS

Name, School	Total	Class
1. Shane Buechele, Texas/SMU	1,508	Sr.
2. Sam Ehlinger, Texas	1,460	Sr.
3. Kellen Mond, Texas A&M	1,315	Sr.

MOST PASSING COMPLETIONS

Name, School	Total	Class
1. Shane Buechele, Texas/SMU	952	Sr.
2. Sam Ehlinger, Texas	913	Sr.
3. Charlie Brewer, Baylor	828	Sr.

MOST PASSING YARDS

Name, School	Total	Class
1. Shane Buechele, Texas/SMU	11,660	Sr.
2. Sam Ehlinger, Texas	11,276	Sr.
3. Brady White, Memphis	10,665	Sr.

MOST PASSING TOUCHDOWNS

Name, School	Total	Class
1. Sam Ehlinger, Texas	93	Sr.
2. Brady White, Memphis	89	Sr.
3. Trevor Lawrence	88	Jr.

MOST RUSHING YARDS BY QB

Name, School	Total	Class
1. Shai Werts, Georgia Southern	3,019	Sr.
2. Noah Johnson, South Florida	1,998	Sr.
3. D'Eriq King, Miami/Houston	1,941	Sr.
4. Sam Ehlinger, Texas	1,912	Sr.

MOST RUSHING TDS BY QB

Name, School	Total	Class
1. Sam Ehlinger, Texas	33	Sr.
2. D'Eriq King, Miami/Houston	32	Sr.
3. Noah Johnson, South Florida	31	Sr.
Shai Werts, Georgia Southern	31	Sr.

MOST TOTAL TOUCHDOWNS

Name, School	Total	Class
1. Sam Ehlinger, Texas	126	Sr.
2. D'Eriq King, Houston/Miami	108	Sr.
3. Trevor Lawrence, Clemson	105	Sr.

MOST TOTAL PLAYS

Name, School	Total	Class
1. Sam Ehlinger, Texas	2,009	Sr.
2. Shane Buechele, Texas/SMU	1,799	Sr.
3. Charlie Brewer, Baylor	1,756	Sr.

MOST TOTAL OFFENSE

Name, School	Total	Class
1. Sam Ehlinger, Texas	13,188	Sr.
2. Shane Buechele, Texas/SMU	12,128	Sr.
3. Kellen Mond, Texas A&M	10,920	Sr.

MOST TOTAL OFFENSE PER GAME

Name, School	Total	Class
1. Dillon Gabriel, UCF	328.3	So.
2. Sam Howell, North Carolina	287.9	So.
3. Kedon Slovis, USC	294.9	So.
4. Sam Ehlinger, Texas	293.1	Sr.

GAME NOTES

TEXAS' ACTIVE CAREER LEADERS

MOST RUSHING YARDS

Name	Pos.	Class	Total
1. Sam Ehlinger, QB		Sr	1,912
2. Keaontay Ingram, RB		Jr	1,811
3. Roschon Johnson, RB		Soph	867

MOST RUSHING TOUCHDOWNS

Name	Pos.	Class	Total
1. Sam Ehlinger, QB		Sr	33
2. Roschon Johnson, RB		Soph	12
3. Keaontay Ingram, RB		Jr	11

MOST PASSING YARDS

Name	Pos.	Class	Total
1. Sam Ehlinger, QB		Sr	11,276
2. Casey Thompson, QB		Soph	139

MOST PASSING TOUCHDOWNS

Name	Pos.	Class	Total
1. Sam Ehlinger, QB		Sr	93
2. Casey Thompson, QB		Soph	2

MOST RECEPTIONS

Name	Pos.	Class	Total
1. Keaontay Ingram, RB		Jr	66
2. Brennan Eagles, WR		Jr	61
3. Jake Smith, WR		Soph	48

MOST RECEIVING YARDS

Name	Pos.	Class	Total
1. Brennan Eagles, WR		Jr	1,026
2. Keaontay Ingram, RB		Jr	515
3. Jake Smith, WR		Soph	568

MOST RECEIVING TOUCHDOWNS

Name	Pos.	Class	Total
1. Brennan Eagles, WR		Jr	11
2. Jake Smith, WR		Soph	9
3. Joshua Moore, WR		Soph	8
4. Keaontay Ingram, RB		Jr	6

MOST TACKLES

Name	Pos.	Class	Total
1. Caden Sterns, DB		Jr	172
2. Joseph Ossai, JACK		Jr	163
3. B.J. Foster, DB		Jr	110

MOST TACKLES FOR LOSS

Name	Pos.	Class	Total
1. Joseph Ossai, JACK		Jr	31.0
2. Ta'Quon Graham, DL		Sr	23.0
3. B.J. Foster, DB		Jr	12.0

MOST SACKS

Name	Pos.	Class	Total
1. Joseph Ossai, JACK		Jr	11.5
2. Ta'Quon Graham, DL		Sr	6.0
3. B.J. Foster, DB		Jr	4.0

MOST INTERCEPTIONS

Name	Pos.	Class	Total
1. Caden Sterns, DB		Jr	5
2. Chris Brown, DB		Sr	3
D'Shawn Jamison, DB		Jr	3

A TWO-TIME CAPTAIN

• Sam Ehlinger joined an exclusive club of Longhorn greats this season by earning the title of team captain for a second year in a row. He is the seventh Longhorn, and second quarterback, to be named a captain on multiple occasions and the second two-year captain of Tom Herman's tenure as head coach.

• Former TE Andrew Beck (2017-18) was also a two-time captain at Texas under Herman.

• A look at the two-time captains on record in Texas Football history:

Name	Position	Years as Captain
R.G. Watson, H		1903-04
Monte Lee, OL		1959-60
Colt McCoy, QB		2008-09
Fozzy Whittaker, RB		2010-11
Blake Gideon, DB		2010-11
Andrew Beck, TE		2017-18
Sam Ehlinger, QB		2019-20

NOTABLE CAREER PERFORMANCES

• **Oct. 7, 2017 vs. Kansas State (Austin, Texas):** Completed 30-of-50 passes for 380 yards and two touchdowns. Also carried the ball 20 times for 107 yards - his first 100-yard games - as a true freshman making his third appearance. At the time, his 487 yards of total offense was the third-best performance in school history (now No. 4).

• **Oct. 14, 2017 vs. No. 12 Oklahoma (Dallas, Texas):** Threw for 278 yards, rushed for 106 and totaled two touchdowns in his first AT&T Red River Showdown. His 278 passing yards were a UT true freshman record in the game. He also became just the fourth Longhorn (seventh time) to pass for 275 yards and rush for 100 in school history. Ehlinger joined Vince Young (Nov. 6 & 13, 2004) as the only other player in school history to do so in back-to-back games.

• **Dec. 27, 2017 vs. Missouri (Houston, Texas):** Completed 11-of-15 passes for 112 yards and a touchdown in relief of starting QB Shane Buechele, as he helped lead the Longhorns to a 33-16 victory over Missouri in the Academic Sports + Outdoors Texas Bowl, the program's first bowl win under head coach Tom Herman.

• **Oct. 6, 2018 vs. No. 7 Oklahoma (Dallas, Texas):** Completed 24-of-35 passes for 314 yards, rushed 19 times for 72 yards and scored five total touchdowns (2 pass/3 rush) to guide the Longhorns to victory in the 2018 AT&T Red River Showdown. His five total touchdowns were the most ever by a Longhorn quarterback against the Sooners.

• **Nov. 10, 2018 at Texas Tech (Lubbock, Texas):** Connected on 22-of-34 passes for 312 yards and four touchdowns - his first career game with four passing touchdowns - on the road against the Red Raiders.

• **Dec. 1, 2018 vs. No. 5 Oklahoma (Arlington, Texas):** Threw for 349 yards and two touchdowns while adding 42 yards and two more touchdowns on the ground against Oklahoma in the Big 12 Championship Game. His 349 passing yards were the most ever by a Texas quarterbacks against OU. Ehlinger's 391 yards of total offense were the most by a Longhorn quarterback in school history against the Sooners.

• **Jan. 1, 2019 vs. No. 5 Georgia (New Orleans, La.):** Completed 19-of-27 passes for 169 yards, rushed times for 64 yards and scored three touchdowns - all on the ground - to lead Texas to a 28-21 victory over No. 5 Georgia in the 2019 Allstate Sugar Bowl. His three rushing touchdowns tied the Sugar Bowl record for most rushing TDs by a quarterback and pushed his total to 16 for the 2018 season - the most in school history.

• **Sept. 7, 2019 vs. No. 6 LSU (Austin, Texas):** Threw for a career-high 401 yards, becoming the first quarterback to throw for more than 400 yards against LSU since West Virginia's Geno Smith racked up 463 yards in 2011. Ehlinger's performance against LSU was the sixth 400-yard passing game in Texas history and the first by a UT quarterback since Colt McCoy versus UCF in 2009.

• **Sept. 21, 2019 vs. Oklahoma State (Austin, Texas):** Threw for 281 yards and four touchdowns, and rushed for 70 yards, in a win over the Cowboys at Darrell K Royal-Texas Memorial Stadium.

• **Oct. 19, 2019 vs. Kansas (Austin, Texas):** Racked up 490 yards of total offense (399 pass/91 rush) against Kansas - the best single-game output of his career. It is the No. 3 mark in school history, and Ehlinger now owns Texas' No. 3 and No. 4 performances all-time. Much of his production came in the fourth quarter, as Ehlinger completed 11-of-15 passes for 204 yards and two touchdowns.

• **Nov. 29, 2019 vs. Texas Tech (Austin, Texas):** Totaled 431 yards of offense (348 pass/83 rush) and scored three touchdowns (2 pass/1 rush) in leading Texas to a senior-day win over the Red Raiders.

• **Dec. 31, 2019 vs. No. 11 Utah (San Antonio, Texas):** Compiled 274 yards of offense (201 pass/73 rush) and scored four touchdowns (3 pass/1 rush) en route to leading Texas to a 38-10 victory over Utah in the Valero Alamo Bowl.

• **Sept. 12, 2020 vs. UTEP (Austin, Texas):** Completed 25-of-33 passes and set career-highs with 426 passing yards and five touchdowns in leading the Longhorns to a season-opening win. His 426 passing yards rank as the third-best single-game tally in school history, while his five passing touchdowns are tied for second and his 438 yards of total offense is the 10th-best tally in school history. In addition, Ehlinger set UT single-half records in the first half for passing yards (424) and passing touchdowns (5).

• **Sept. 26, 2020 at Texas Tech (Lubbock, Texas):** Completed 27-of-40 passes for 262 yards and five touchdowns, while also rushing for 69 yards and one touchdown. His six touchdowns set a single-game career high and helped the Longhorns rally to a 63-56 overtime victory on the road. Ehinger led the Longhorns to touchdowns on their final three drives of the game, including in overtime, after the Horns fell behind, 56-41, with 3:13 remaining in the fourth quarter.

• **Oct. 10, 2020 vs. Oklahoma (Dallas, Texas):** Completed 30-of-53 passes for 287 yards and two touchdowns, while adding 112 rushing yards and a career-high four scores on the ground in his fourth AT&T Red River Showdown. Marked his second outing with six total touchdowns in 2020, the best single-season output by a Longhorn since Ricky Williams also did so twice during his 1998 Heisman Trophy-winning campaign.

• **Dec. 5, 2020 at Kansas State (Manhattan, Kan.):** Completed 20-of-27 passes for 274 yards and two touchdowns. Marked the 13th time in his career that he completed at least 70 percent of his passes. Texas improved to 13-0 in instances where he hit that completion-percentage mark.

GAME NOTES

EHLINGER PRIOR TO 2020

- In 2019, Ehlinger produced the best statistical season by a Texas quarterback since Colt McCoy in 2008. He accounted for 4,326 yards of total offense, threw for 3,663 yards and completed 32 touchdown passes - all the second-best marks in school history, behind only McCoy's 2008 campaign.
- He threw for at least 200 yards in all 13 games last season, breaking McCoy's 11-year old school record.
- He did not throw an interception for 162 consecutive passes, beginning in the 2019 Allstate Sugar Bowl vs. No. 5 Georgia. It was the second-longest streak in school history, trailing only a Big 12-record 308-pass streak that he produced in the 2018 season.
- In 2019, Ehlinger became the only Longhorn quarterback to pass for at least 200 yards and two touchdowns in each of the first five games of a season. He was also the first to do so in the first four games of a season in 2018.
- In 2018, Ehlinger threw for 3,292 yards (fifth in UT history) and 25 touchdowns. He also rushed for 482 yards and 16 scores, setting the school record for most rushing TDs by a quarterback.
- Ehlinger's sophomore campaign made him the only player in UT history to pass for at least 25 TDs and rush for at least 15 in a season.
- He is the sixth Power Five quarterback to reach those numbers in the last 20 years, and the other five all were Heisman Trophy winners (Tim Tebow, 2007; Cam Newton, 2010; Johnny Manziel, 2012; Marcus Mariota, 2014; Lamar Jackson, 2016-17).
- Ehlinger's 41 touchdowns accounted for in 2018 were the second-most in school history, trailing only Colt McCoy, who had 45 in 2008.
- Ehlinger threw just five interceptions, and attempted a school- and Big 12-record 308 consecutive passes without an interception in between picks in the season opener and the regular season finale at Kansas.
- He had 3,774 yards (3,292 pass/482 rush) of total offense in 2018, then the fifth-most in school history.
- Earlier in 2018, he became the first Longhorn QB since Colt McCoy (2008) to have at least two passing and one rushing TD in three straight games (Tulsa, USC, TCU).
- He passed for more than 200 yards in six-straight games to begin the 2018 season, becoming the first Longhorn QB since McCoy in 2007 to do so. McCoy (8 straight 2007), Applewhite (11 straight 1999) and Peter Gardere (7 straight 1992) are the only other UT QBs to have longer streaks to begin a season in school history.
- He was the first Longhorn QB since Vince Young (2005 vs. Colorado) to rush for three TDs and pass for two more in a game. Just McCoy (twice) and Chris Simms have had more TDs in a game since 2000.
- Ehlinger had 10 games last season with three-or-more touchdowns responsible for, tying Colt McCoy (2008) for the single-season school record.
- As a true freshman in 2017, Ehlinger passed for 1,915 yards and rushed for 385. He was the first Texas quarterback since Colt McCoy in 2008 to lead the Longhorns in both passing and rushing yards.
- In just his third career start (vs. Kansas State, 2017), Ehlinger completed 30-of-50 passes for a Longhorn true freshman record 380 yards and two touchdowns. He added 107 yards rushing, also a record for a Longhorn true freshman quarterback. His 487 yards of total offense set a Texas freshman record.
- His historic day vs. Kansas State made him only the third quarterback in school history to throw for 300 yards and rush for 100 yards in the same game. Colt McCoy (at Texas A&M, 2009) and Jerrod Heard (vs. California, 2015) are the other two.

IN THE TEXAS RECORD BOOK

- Ehlinger is the second Longhorn to eclipse 11,000 career passing yards. He currently sits second in UT history with 11,276 career yards through the air.
- Ehlinger currently ranks second in school history with 13,188 yards (11,276 pass/1,912 rush) of total offense. He crossed the 8,000- (vs. Kansas), 9,000- (vs. No. 16 Kansas State) and 10,000-yard marks (vs. Texas Tech) during the 2019 season.
- Ehlinger surpassed the 11,000-yard mark during a come-from-behind win at Texas Tech and the 12,000-yard mark with a 321-yard effort vs. Baylor in 2020. He hit 13,000 yards in a road win over Kansas State.
- He has thrown for 93 touchdowns in his career, the second-most in UT history.
- Ehlinger has passed for at least 200 yards in 36 career games, the second-most in school history. He also has 10 career 300-yard games, the third-most in UT history.
- In the 2020 season opener against UTEP, the Austin native logged his second career 400-yard passing game, tying Colt McCoy and Major Applewhite for the school record.
- Has posted at least 350 yards of total offense on 11 occasions in his career, tied with Colt McCoy for the most by a Longhorn all-time. His five career 400-yard games are also tied with McCoy for the school record.
- Ehlinger has 18 career games with a passing and rushing touchdown, the most in school history.

AMONG THE NATIONAL LEADERS

- Ehlinger leads all active FBS quarterbacks with 13,188 yards of total offense during his career. That tally is made up of 11,276 passing yards and 1,912 rushing yards, the second and fourth-best marks, respectively, among active FBS quarterbacks.
- He is the only active FBS quarterback with more than 10,000 career passing yards and 1,500 rushing yards.
- His 126 career touchdowns responsible for, the second-most in school history, also rank as the best mark among active FBS quarterbacks.
- Ehlinger's 93 career touchdowns passes are the most among active FBS quarterbacks.
- Ehlinger is the only active Power Five quarterback with more than 11,000 career passing yards and 50 career passing touchdowns.
- His 33 career rushing touchdowns are the most by an FBS quarterback currently competing.
- Ranks fourth among FBS quarterbacks in career rushing yards (1,912), and is second among all active Power Five quarterbacks in that category.

ONE OF THE BIG 12'S ALL-TIME BEST

- Senior QB Sam Ehlinger stands among the Big 12's best at the quarterback position and is leaving his mark as one of the top QBs in league history. A look at where he stands among the league's all-time great passers:

EHLINGER'S BIG 12 CAREER RANKINGS

Statistic	Total	Rank
Total Touchdowns.....	126 [^]	4th
Passing Completions.....	913 [^]	9th
Passing Touchdowns.....	93 [^]	9th
Interception Percentage.....	2.0*	10th
TD-to-INT Ratio.....	3.26 [^]	10th
Total Offense.....	13,188 [^]	10th
Passing Attempts.....	1,460 [^]	11th
Passing Yards.....	11,276 [^]	11th
Passing Yards Per Game.....	250.0	13th
Touchdown Percentage.....	6.4 [^]	16th
Passer Rating.....	144.3	20th

*Texas school record ^Active Big 12 leader

A TEXAS TWO-STEP

- The University of Texas is home to the only two Power Five quarterbacks in college football history to log at least 11,000 career passing yards and 1,500 career rushing yards.
- That Texas tandem is made up by Longhorn Legend Colt McCoy (2006-09) and current starting QB Sam Ehlinger (2017-pr.).
- Former Central Michigan QB Dan Lefevour also hit the yardage marks, but did so outside of a Power Five conference.

Name	Pass/Rush/TDs	Years
Sam Ehlinger.....	11,276/1,912/126.....	2017-pr.
Colt McCoy.....	13,253/1,571/132.....	2006-09
Dan Lefevour.....	12,905/2,948/149.....	2006-09

EHLINGER'S 2020 ACCOLADES AND HONORS

- Texas Football senior QB Sam Ehlinger has received numerous awards and accolades throughout his collegiate career thus far. In 2020, he has been named a finalist for the National Football Foundation's William V. Campbell Trophy, the Jason Witten Collegiate Man of the Year Award and the Wuerffel Trophy, a semifinalist for the Earl Campbell Tyler Rose Award, a top-10 candidate for the Johnny Unitas Golden Arm Award, the Co-Big 12 Football Scholar-Athlete of the Year and to the Allstate AFCA Good Works Team.
- Ehlinger is Texas' first finalist for the Campbell Trophy since 2010 and the program's first finalist for the Witten Award. He is also the 11th Longhorn to be named to the Allstate AFCA Good Works Team, dating back to 1994.
- His success on the field has been well documented by the numerous records he has set, and totals he has produced. But away from the field, the Austin native, undertook his largest community project to date with his efforts to help in COVID-19 relief earlier this year. He began a Go Fund Me page that raised a base amount of over \$100,000, but with various matching donations to the organizations he was benefiting, the total came to nearly \$200,000. Ehlinger not only contributed virtually, he went to the Austin Boys & Girls Club to hand out meals and school curriculums while wearing a mask and practicing social distancing. He chose to direct the money primarily to the Central Texas Food Bank, the Austin Boys & Girls Club, Austin Pets Alive and the UT student emergency fund.
- Ehlinger is also involved with a children's cancer organization - NEGU (negu.org), and set up an event to meet patients and families during a bye week last season and pass out Joy Jars. He has made periodic visits to the YMCA, hospitals, elementary schools, and was a part of a campus clean-up. Last year, on top of the schools and hospitals, he was a part of the team clean-up of a burned down playground, he participated in Thinkery community night, and volunteered with the Special Olympics. As a freshman, he aided in the promotion of a fundraising effort by a local boy seeking to raise money for his sister who had been diagnosed with the rare Batten Disease, which is an inherited disorder of the nervous system that usually begins in childhood.
- In the classroom, Ehlinger holds a 3.42 grade point average and is a marketing major in the prestigious McCombs School of Business. He is a three-time Academic All-Big 12 First Team honoree and a six-time member of the Big 12 Commissioner's Honor Roll. Ehlinger earned his degree from The University of Texas this fall.

GAME NOTES

PUTTING UP POINTS

A look at UT's best offensive outputs during Tom Herman's tenure as head coach at Texas:

50-PLUS POINTS

Date	Opponent	Result	Score
12/5/2020	at Kansas State	W	69-31
9/26/2020	at Texas Tech	W	63-56 (OT)
9/12/2020	UTEP	W	59-3
9/9/2017	San Jose State	W	56-0
10/19/2019	Kansas	W	50-48

40-49 POINTS

Date	Opponent	Result	Score
11/29/2019	Texas Tech	W	49-24
9/14/2019	at Rice	W	48-13
10/6/2018	vs. No. 7 Oklahoma	W	48-45
8/31/2019	Louisiana Tech	W	45-14
10/10/2020	vs. Oklahoma	L	45-53 (40T)
10/5/2019	at West Virginia	W	42-31
11/11/2017	Kansas	W	42-27
11/10/2018	at Texas Tech	W	41-34
11/3/2018	No. 12 West Virginia	L	41-42
9/2/2017	at Maryland	L	41-51
10/31/2020	at No. 6 Oklahoma State	W	41-34 (OT)
10/7/2017	Kansas State	W	40-34

30-39 POINTS

Date	Opponent	Result	Score
12/31/2019	vs. No. 11 Utah	W	38-10
9/7/2019	No. 6 LSU	L	38-45
9/15/2018	No. 22 USC	W	37-14
10/28/2017	at Baylor	W	38-7
9/21/2019	Oklahoma State	W	36-30
10/27/2018	at Oklahoma State	L	35-38
12/27/2017	vs. Missouri	W	33-16
9/22/2018	No. 17 TCU	W	31-16
10/3/2020	TCU	L	31-33

THE INGRAM IMPACT

- Junior RB Keaontay Ingram has rushed for 250 yards on 53 carries (4.7 ypc) and one touchdown in 2020. He has also caught 11 passes for 103 yards and one touchdown this year.
- Ingram opened 2020 with a team-leading 44 yards on nine carries (4.9 ypc) against UTEP.
- He doubled his rushing output two weeks later in the Longhorns' Big 12 opener at Texas Tech, carrying the ball 12 times for 89 yards (7.4 ypc) and caught three passes for 20 yards. His 109 all-purpose yards were the most by a Longhorn against the Red Raiders.
- Against TCU, the junior logged 92 all-purpose yards, highlighted by a 52-yard reception.
- Ingram totaled 1,561 rushing yards on 286 carries (5.5 ypc) and 10 touchdowns during his first two seasons on the Forty Acres. He also added 56 receptions for 412 yards and five touchdowns during that stretch.
- He is the first Longhorn since Jamaal Charles (2005-07) to rush for more than 1,500 yards during his first two seasons on the Forty Acres. Charles logged 1,709 rushing yards across the 2005 and 2006 campaigns.
- Ingram, who rushed for 708 yards as a true freshman and 853 yards as a sophomore, is the first Longhorn to rush for 700-plus yards in consecutive seasons since Malcolm Brown in 2013-14. Johnathan Gray (2012-13) was the last Longhorn to achieve the feat during his respective freshman and sophomore campaigns until Ingram.
- Ingram's success on the ground has been instrumental in Texas' success over the past three seasons. In games where Ingram carried the ball at least 10 times, Texas is 16-5 compared to 5-5 when he has fewer than 10 carries. The Horns are 4-1 when he carries the ball at least 15 times.
- Texas is 12-2 when Ingram rushes for at least 60 yards, compared to 10-7 when he is held under 60 yards.
- The Longhorns are 8-1 when Ingram hits the 80-yard mark on the ground and 5-0 when he rushes for at least 100 yards.
- Ingram's five career 100-yard games are the most among all active Longhorns, and the seventh-most by a UT player since 2000. A look at where he stands:

MOST 100-YD RUSHING GAMES (ACTIVE LONGHORNS)

Name	Game(s)	Year
1. Keaontay Ingram	5	2018-pr.
2. Sam Ehlinger	3	2017-pr.
Roschon Johnson	3	2019-pr.
4. Bijan Robinson	2	2020-pr.

MOST 100-YD RUSHING GAMES (SINCE 2000)

Name	Game(s)	Year
1. Cedric Benson	25	2001-04
2. D'Onta Foreman	15	2014-16
3. Malcolm Brown	11	2011-14
Jamaal Charles	11	2005-07
5. Vince Young	10	2003-05
6. Jonathan Gray	6	2012-15
7. Keaontay Ingram	5	2018-pr.
Joe Bergeron	5	2011-13
Chris Warren III	5	2015-17

INGRAM PRIOR TO 2020

- As a sophomore in 2019, Ingram carried the ball 144 times for 853 yards and seven touchdowns. He also caught 29 passes for 242 yards and three touchdowns.
- His 853 rushing yards were the most by a Longhorn since D'Onta Foreman rushed for 2,028 yards in 2016 en route to winning the Doak Walker Award.
- Ingram is the first Longhorn to rush for at least 850 yards in a season and record at least 200 receiving yards since Cedric Benson (1,053 rush/203 rec) in 2001.
- His 29 receptions were the 10th-most by a UT running back in a season, and the most since Fozzy Whittaker caught 34 passes during the 2010 season.
- Ingram posted four 100-yard games on the ground in 2019, the most by a Texas underclassmen (freshman or sophomore) since D'Onta Foreman also produced four 100-yard games as a sophomore in 2015.
- His 100-yard outings came against three conference foes (Oklahoma State, Kansas, No. 16 Kansas State) and two top-20 opponents (No. 16 Kansas State, vs. No. 11 Utah).
- Ingram is the first UT player to run for at least 100 yards against three conference opponents in the same season since D'Onta Foreman in 2016.
- He carried the ball 21 times for 114 yards and caught one pass for 26 yards against Oklahoma State to post his first 100-yard outing as a sophomore.
- Ingram's outing against OSU made him the 53rd 1,000-yard rusher in Texas history. He joined QB Sam Ehlinger, who also surpassed 1,000 yards in the win over the Cowboys, as active Longhorns with at least 1,000 career rushing yards.
- His next came one month later against Kansas, where he logged 101 rushing yards on 14 carries (7.2 ypc) and scored a touchdown in UT's win over the Jayhawks.
- Two weeks later against No. 16 Kansas State, he improved his totals across the board, running for a career-high 139 yards on 16 carries (8.7 ypc) and scoring two touchdowns.
- Ingram totaled 114 of his 139 rushing yards on nine second-half carries (12.7 ypc). Thirty-four of those yards came on three carries (11.3 ypc) during Texas' final two scoring drives in the fourth quarter.
- His final 100-yard game of 2019 came in the Valero Alamo Bowl against No. 11 Utah, as he totaled 108 rushing yards on 13 carries (8.3 ypc) and one touchdown. Ingram also caught two passes for 26 yards and a touchdown against the Utes top-ranked defense.
- Earlier in the year, he logged his first career multi-touchdown game with two rushing touchdowns at Rice.
- As a true freshman in 2018, Ingram rushed for 708 yards on 142 attempts (5.0 ypc). He had five total touchdowns and caught 27 passes (No. 11 in school history by RB) for 170 yards.
- He was just the 10th freshman, and seventh true freshman, with a 700-yard rushing season in school history. His 708 yards were the sixth-best by a true freshman in Texas history.
- Prior to Ingram doing so, the last Longhorn freshman with a 700-yard rushing season was Johnathan Gray in 2012, who finished with 701 yards on 149 attempts.

MOST RUSHING YARDS (SEASON - TRUE FRESHMEN)

Name	Yards	Year
1. Cedric Benson	1,053	2001
2. Ricky Williams	990	1995
3. Earl Campbell	928	1974
4. Jamaal Charles	878	2005
5. Malcolm Brown	779	2011
6. Keaontay Ingram	708	2018

GAME NOTES

RUNNING WITH ROSCHON

- Sophomore RB Roschon Johnson has quietly had a productive season in the Longhorns' running back rotation this season. He has carried the ball 70 times for 386 yards (5.5 ypc) and scored five touchdowns.
- Johnson's 386 rushing yards and five touchdowns are both the second-best mark by a Longhorn this season.
- Johnson had his best day of the 2020 season in a road win over Kansas State, carrying the ball 14 times for a career-high 139 yards and scoring three touchdowns.
- It was the second time in his career he scored three rushing touchdowns in a game. He previously hit that mark vs. Texas Tech in 2019.
- Johnson surpassed 1,000 career rushing yards against K-State. He is the 54th 1,000-yard rusher in UT history.
- Last year, Johnson logged 807 all-purpose yards (649 rush/158 rec) on 146 touches (123 rush/23 rec) during his first year at Texas.
- In Big 12 games, Johnson rushed for 485 yards on 92 carries (5.3 ypc) and scored seven touchdowns.
- He posted two 100-yard games on the ground, both coming against conference opponents.
- His first was a 121-yard effort on the road against West Virginia in October. In Morgantown, he averaged 5.8 yards per carry on 21 attempts and scored one touchdown. Johnson was named the Big 12 Newcomer of the Week for the first time in his career for his performance.
- Johnson's second 100-yard outing came in the regular-season finale against Texas Tech, where he totaled 105 rushing yards on 23 carries and scored three rushing touchdowns.
- Johnson was the only Big 12 competitor to rush for more than 100 yards and more than one score during the final week of the regular season, helping him earn Big 12 Newcomer of the Week honors a second time.
- Johnson also rushed for 95 yards and a touchdown in the 2019 AT&T Red River Showdown, his first appearance against Oklahoma.
- His 95 rushing yards were the most by a Longhorn true freshman against the Sooners since Jamaal Charles logged 116 rushing yards in the 2005 Red River Showdown.
- Against OU, Johnson covered 70 yards in three plays (9 rec/57 rush/4 rush) and scored a touchdown to knot the game at 10-10 in the second quarter.
- The Port Neches, Texas native scored his first career touchdown on a 25-yard pass from QB Sam Ehlinger against Rice, and then notched his first rushing touchdown a week later against Oklahoma State in UT's Big 12 opener.
- Johnson was an early enrollee at quarterback for the Longhorns in 2019, but converted to the running back spot one week before the season opener against Louisiana Tech due to a slew of injuries to UT's backfield in training camp. He appeared in all 13 games and was one of three Longhorns to rush for more than 600 yards in 2019.

MOST RUSHING YARDS (SEASON - TRUE FRESHMEN)

Name	Yards	Year
1. Cedric Benson.....	1,053	2001
2. Ricky Williams	990	1995
3. Earl Campbell	928	1974
4. Jamaal Charles	878	2005
5. Malcolm Brown.....	779	2011
6. Keaontay Ingram.....	708	2018
7. Jonathan Gray.....	701	2012
8. Roschon Johnson	649	2019

BIJAN BREAKING THROUGH

- Freshman RB Bijan Robinson has appeared in eight games and made five-straight starts in his first season of college football. He leads the Longhorns with 520 rushing yards on 76 carries (6.8 ypc) and has scored three touchdowns. Robinson has also added 13 catches for 159 as a receiver.
- Robinson has been a big-play machine for the Longhorns this year, logging a team-high nine explosive plays (20-plus yards). Six have been as a runner and three as a receiver.
- The Tucson, Ariz. native produced the best game of his young career against Kansas State on Dec. 5, as he carried the ball nine times for 172 yards (19.1 ypc) and three touchdowns. He also caught three passes for 51 yards out of the backfield.
- Robinson's 172 rushing yards against the Wildcats rank as the seventh-most by a freshman in Texas history. His three touchdowns on the ground are also tied for the second-most by a UT freshman.
- Regardless of class, his rushing total was the best by a Longhorn since D'Onta Foreman tallied 250 yards against Kansas during his Doak Walker Award-winning season in 2016.
- He broke Gib Dawson's 69-year-old school record for yards per carry in a game (min. 8 carries). Dawson averaged 16.0 yards per carry (9 for 144) against North Carolina in 1951.
- Robinson is the first Longhorn to record at least 150 rushing yards and 50 receiving yards in the same game since Cedric Benson vs. Kansas in 2001.
- On Texas' first possession of the third quarter, Robinson broke a 75-yard touchdown run. It was the sixth-longest run by a freshman in school history and one of four explosive plays (20-plus yards) he recorded against K-State.
- Robinson also had runs of 27 and 30 yards, as well as a 27-yard reception from QB Sam Ehlinger.
- He scored his first collegiate touchdown on Texas' opening possession, finding paydirt from 12 yards out on the ground.
- It was the second 100-yard game of Robinson's young career, the first of which came against West Virginia on Nov. 7. That day, he carried the ball 12 times for 113 yards and caught two passes for 38 yards. It was the first 100-yard game of his career.
- His 9.4 yards per carry had been the best single-game average by a Longhorn against a Big 12 opponent (min. 10 carries) since Doak Walker Award winner D'Onta Foreman vs. Texas Tech in 2016 (10.3 ypc) until his performance against Kansas State.
- Robinson did not lose yardage on any of his 12 carries against the Mountaineers, with 11 resulting in positive yardage and one going for no gain.
- He was named the Big 12 Newcomer of the Week and appeared on the FWAA's Fresh Four for the first time in his career following his breakout day.
- Robinson's first career start came against Baylor on Oct. 24 at Darrell K Royal-Texas Memorial Stadium. That day, he carried the ball 12 times for 55 yards, both season-highs for the Tucson, Ariz. native to date.
- His second was a week later in a Halloween matchup at No. 6/6 Oklahoma State. Robinson carried the ball 13 times for a team-high 59 yards in the come-from-behind win over the Cowboys.
- He made his collegiate debut in Texas' season opener against UTEP, carrying the ball five times for 38 yards and catching two passes for nine yards. Robinson broke off a 29-yard run late in the third quarter, the longest rush of his young career to date.

TEXAS IN CLOSE GAMES

A look at Texas' results in games decided by one possession (eight points or less) during Tom Herman's tenure as head coach:

2017 (1-4 OVERALL; 1-3 BIG 12)

at No. 4 USC	L	24-27
Kansas State	W	40-34
vs. No. 12 Oklahoma.....	L	24-29
No. 10 Oklahoma State	L	10-13
Texas Tech.....	L	23-27

2018 (7-3 OVERALL; 5-2 BIG 12)

at Maryland	L	29-34
Tulsa	W	28-21
at Kansas State	W	19-14
vs. No. 7 Oklahoma.....	W	48-45
Baylor.....	W	23-17
at Oklahoma State.....	L	35-38
No. 12 West Virginia.....	L	41-42
at Texas Tech.....	W	41-34
at Kansas	W	24-17
vs. No. 6 Georgia	W	28-21

2019 (3-3 OVERALL; 3-2 BIG 12)

No. 6 LSU	L	38-45
Oklahoma State.....	W	36-30
vs. No. 6 Oklahoma.....	L	27-34
Kansas	W	50-48
No. 16 Kansas State.....	W	27-24
at Iowa State.....	L	21-23

2020 (3-3 OVERALL; 3-3 BIG 12)

at Texas Tech.....	W	63-56 (OT)
TCU.....	L	31-33
vs. Oklahoma	L	45-53 (4OT)
at No. 6/6 Oklahoma State	W	41-34 (OT)
West Virginia.....	W	17-13
No. 13/15/15 Iowa State	L	20-23

GAME NOTES

WINNINGEST PROGRAMS

BY VICTORIES

RK TEAM	W	L	T	PCT	YEARS
1. Michigan	964	350	36	0.729	142
2. Ohio State	930	326	53	0.729	131
3. Alabama	927	331	43	0.727	129
4. TEXAS	922	378	33	0.704	128
5. Notre Dame	918	327	42	0.728	134
6. Oklahoma	916	329	53	0.726	126
7. Nebraska	906	399	40	0.690	131
8. Penn State	901	398	41	0.690	134
9. USC	852	352	54	0.698	133
10. Tennessee	849	401	53	0.674	130

BY WINNING PERCENTAGE

RK TEAM	W	L	T	PCT	YEARS
1. Michigan	964	350	36	0.729	142
2. Ohio State	930	326	53	0.729	131
3. Notre Dame	918	327	42	0.728	134
4. Alabama	927	331	43	0.727	129
5. Oklahoma	916	329	53	0.726	126
6. TEXAS	922	378	33	0.704	128
7. USC	852	352	54	0.698	133
8. Nebraska	906	399	40	0.690	131
9. Penn State	901	398	41	0.690	134
10. Tennessee	849	401	53	0.674	130

MILESTONE VICTORIES

WIN	DATE	OPPONENT	SCORE
50	11/28/1901	Texas A&M	32-0
100	10/29/1910	Auburn	9-0
150	11/3/1918	Ream Flying Field	26-2
200	10/24/1925	Rice	27-6
250	10/28/1933	Rice	18-0
300	10/16/1943	Arkansas	34-0
350	11/24/1949	at Texas A&M	42-14
400	9/26/1958	at Tulane	21-20
450	11/28/1963	at Texas A&M	15-13
500	1/1/1970	vs. Notre Dame ^	21-17
550	10/25/1975	Rice	41-9
600	10/24/1981	at SMU	9-7
650	11/14/1987	TCU	24-21
700	10/21/1995	Virginia	17-16
750	10/20/2001	Colorado	41-7
800	1/4/2006	vs. USC †	41-38
850	11/20/2010	Florida Atlantic	51-17
900	9/15/2018	USC	37-14

^ Cotton Bowl

† Rose Bowl/BCS National Championship Game

BIJAN'S BACKGROUND

- Prior to arriving on the Forty Acres, Bijan Robinson was an All-American and two-time state player of the year at Salpointe High School in Arizona. He was selected to participate in the 2020 All-American Bowl and became the first player in Arizona high school football history to twice win the Ed Doherty Award as the state's top high school football player by the Grand Canyon State Gridiron Club.
- Robinson left high school as Arizona's all-time career touchdown leader with 114, and the state's all-time leading rusher with 7,036 yards to his name. He also became the first player in Arizona history to rush for more than 2,000 yards in three consecutive seasons.
- Coming out of high school, he was ranked No. 14 nationally, No. 1 at all-purpose back and No. 2 overall in Arizona by Rivals. He was slotted at No. 22 nationally, No. 4 among running backs and No. 2 in Arizona by ESPN, and at No. 23 nationally, No. 2 at running back and No. 2 in Arizona by 247Sports.
- Robinson was named the Arizona Gatorade Player of the Year in 2019 and received the Arizona National Football Foundation Frank Kush Player of the Year honor.

JOSHUA MOORE'S RETURN TO ACTION

- Sophomore WR Joshua Moore ranks second on the team with 25 catches for 386 yards and leads all Longhorns with seven touchdown catches this year.
- Moore is currently averaging a touchdown every 3.57 receptions (25 rec/7 TDs). Limas Sweed, who averaged a touchdown every 3.83 receptions (46 rec/12 TDs) in 2006, holds the best reception-to-touchdown ratio by a Longhorn over a full season since 2000 (min. 4 TDs).
- The Yoakum, Texas native had a blazing start to his season, becoming the first on UT record to register four touchdown receptions in the first two games of a season.
- Mike Davis (2013) and Jordan Shipley (2008) are the only other Longhorns to record at least four touchdown catches in UT's first three games of a season.
- Moore redshirted in 2019, but returned to competition in the season opener against UTEP with a dynamic performance, catching six passes for 127 yards and one touchdown. Both were team-highs against the Miners.
- Moore's first touchdown of the year came on the Longhorns' first offensive play of the season, as he covered 78 yards on a connection with senior QB Sam Ehlinger. It marked the first time since 2004 that UT scored a touchdown on its first offensive play of the season.
- He followed it up with another impressive outing in UT's Big 12 opener at Texas Tech, catching five passes for 73 yards and a career-high three touchdowns.
- Moore was the first Longhorn to catch three touchdown passes in a game since Jaxon Shipley at Oklahoma State in 2012, a span of 100 games.
- He scored the game-tying touchdown, his second of the contest, on an 18-yard connection with QB Sam Ehlinger with only 40 seconds remaining the fourth quarter, and then was on the receiving end of a 12-yard pass from Ehlinger to score the Longhorns' go-ahead touchdown in overtime.
- Moore made only one catch in Texas' come-from-behind win at No. 6/6 Oklahoma State on Halloween, but it was a crucial one as he hauled in a 15-yard touchdown pass to put the Longhorns on top in overtime.
- Prior to 2020, Moore had played in six games during his collegiate career, making seven catches for 53 yards and a touchdown in that time.

EAGLES READY TO FLY

- Junior WR Brennan Eagles is the most experienced member of the Texas receiver room this season. On the field, he leads the Longhorns with 28 catches for 469 yards and ranks second on the team with five receiving touchdowns.
- He is Texas' active career leader in receptions (51), receiving yards (1,026) and touchdowns (11).
- The Houston native has caught at least three passes in six-straight games and in seven of nine games overall this season.
- He is currently riding a streak of 21-straight games with at least one catch, dating back to the start of the 2019 season.
- Eagles' 21-game streak with at least one reception is the longest active streak by a Longhorn.
- Eagles posted his best performance of the 2020 season to date against Iowa State, catching five passes for a career-high 142 yards. It was the second 100-yard game of his career (LSU, 2019).
- Two of his catches resulted in gains of more than 40 yards (59 and 45) and helped the Longhorns snap a six-game streak of passing for less than 300 yards.
- Eagles has recorded five explosive plays this season (20-plus yards), the second-most by a Longhorn.
- His 142-yard game was also the best outing by a Texas receiver this season in terms of yardage, topping Joshua Moore's 127-yard day against UTEP in the season opener.
- Eagles passed the 1,000-yard mark for his career in a road win over Kansas State. Against the Wildcats, he caught four passes for 41 yards to bring his career yardage total to 1,026 on 61 catches (16.82 ypc).
- Eagles caught multiple passes in 9-of-12 games last season, and registered six touchdown catches.
- Eagles' best game of the season came early in the 2019 campaign, as he hauled in five passes for QB Sam Ehlinger for a career-high 116 yards and a touchdown.
- As a true freshman in 2018, Eagles made just one catch - a 35-yard reception against Tulsa - in 11 appearances.

EAGLES VS. RECENT UT GREATS

- Eagles flew under the radar to an extent during the 2019 season, but historically speaking it was one of the best sophomore seasons by a receiver in school history.
- In total, Eagles caught 32 passes for 522 yards and six touchdowns during his second season on the Forty Acres. His 16.3 yards per reception led all Longhorns in 2019, while his six touchdowns were tied with Jake Smith for the second-most by a UT receiver.
- Five of Eagles' six receiving touchdowns covered at least 30 yards, with the longest two being a 55-yard score against then-No. 6 LSU and a 73-yard effort against Oklahoma State two weeks later.
- A look at Eagles' 2019 numbers vs. some of the top Longhorn WRs' sophomore seasons since 2000:

Name	Year	Rec	Yds	TD
Roy Williams	2001	67	836	5
B.J. Johnson	2001	41	539	4
Limas Sweed	2005	36	545	5
Quan Cosby	2006	45	525	2
Jordan Shipley	2007	27	417	5
Mike Davis	2011	45	609	1
Lil' Jordan Humphrey	2017	37	431	1
Collin Johnson	2017	54	765	2
Devin Duvernay	2017	9	124	0
Brennan Eagles	2019	32	522	6

GAME NOTES

SPOTLIGHTING SMITH

- Sophomore WR Jake Smith has appeared in 18 games at Texas, making five starts. He has caught 48 passes for 568 yards and nine touchdowns to date.
- He made his 2020 season debut vs. TCU, making a team-high six catches for 49 yards and one touchdown.
- The Scottsdale, Ariz. native returned to action and played a crucial role in Texas' comeback road win over No. 6/6 Oklahoma State on Halloween. He caught a team-high seven passes for 70 yards and a 9-yard touchdown pass late in the fourth quarter.
- He produced a strong freshman campaign, despite battling for time in the slot with Devin Duvernay, who was one of the nation's top receivers in 2019. Smith, a Scottsdale, Ariz. native, caught 25 passes for 274 yards and six touchdowns.
- Smith's six receiving touchdowns were tied with Brennan Eagles for the second-most by a Longhorn in 2019, and are the second-most by a freshman in school history.
- Roy Williams (8 TDs in 2000) is the only Longhorn with more receiving touchdowns as a freshman.
- Smith averaged a touchdown every 4.2 receptions during his first collegiate season. Compared to the 31 FBS receivers who caught at least 10 touchdown passes last season, Smith's 4.2 catch-to-touchdown ratio is better than all but two of them. Ohio State's Chris Olave (48 rec/12 TD) and LSU's Terrace Marshall Jr. (46 rec/15) are the only two with a better ratio in that group.
- Smith's six touchdown catches were tied for the fifth-most by an FBS freshman last season, and third-most among Power Five freshman.
- Smith hauled in six passes for 75 yards and two touchdowns against Rice last season. All three of those were career-high marks for Smith.
- His six receptions tied for the 10th-most in a game by a UT freshman and his two TD catches matched the UT freshman record. It was the seventh multi-TD outing for a freshman receiver in school history.

MOST RECEIVING TOUCHDOWNS (SEASON - FRESHMEN)

Name	TDs	Year
1. Roy Williams	8	2000
2. Jake Smith	6	2019
3. Eight tied, last by Devin Duvernay & Collin Johnson	3	2016

TARIK COMES TO TEXAS

- WR Tarik Black, a graduate transfer from Michigan who was a three-time letterwinner (2017-19) for the Wolverines, adds a veteran presence to the UT receiver room after joining the Longhorns during the spring.
- He wasted no time making an impact in his debut as a Longhorn, catching five passes for 80 yards and a TD. It was the third 80-yard game of his career.
- He made the longest catch of his career against Baylor, a 72-yard gain that got the Texas offense rolling after a quiet first quarter.
- Black appeared in 21 games with nine starts at Michigan, but only played one full season due to injuries as a freshman and sophomore. He recorded 40 catches for 507 yards and two TDs in his time as a Wolverine.
- Black, a Hamden, Conn. native, graduated from UM's College of Literature, Science and the Arts in May 2020.
- Black made his collegiate debut and first career start against Florida in the AdvoCare Classic, catching two passes for 83 yards and a touchdown.
- He played in the 2017 U.S. Army All-American Bowl coming out of high school.

BACK TO SCHOOLER

- Senior WR Brenden Schooler, a graduate transfer from Oregon and Arizona, made his debut for Texas in the season opener against UTEP after arriving on campus midway through fall training camp.
- Schooler has caught 11 passes for 129 yards and two scores so far this season.
- He caught two passes for 65 yards, and hauled in a 40-yard touchdown pass from QB Sam Ehlinger early in the second quarter vs. UTEP.
- In Texas' Big 12 opener at Texas Tech, Schooler led the Longhorns with seven catches, amassing 58 yards and scoring his second touchdown in as many outings at Texas.
- During his four-year career at Oregon, Schooler played in 41 games and earned Pac-12 All-Conference First Team honors in 2017 and 2018 for his contributions on special teams. He also caught 43 passes for 521 yards and four touchdowns.
- Schooler began his collegiate career at Oregon as a safety, starting 10 times as a true freshman.
- He finished second among Pac-12 freshmen with 74 tackles and had eight-or-more tackles on six occasions.
- Schooler also tied for third among FBS freshman with a team-high four interceptions as well.

KAI IS MONEY

- Sophomore WR Kai Money made headlines in the 2020 season opener, as he caught four passes for 26 yards and his first career touchdown – a six-yard pass from QB Sam Ehlinger late in the first half.
- Money's touchdown catch marked the first offensive TD by a Longhorn who joined the team as a walk-on since fullback Ahmad Hall caught a touch pass against Texas A&M in 2005. Former Longhorn safety Marcus Griffin also returned an interception for a score in 2007.
- Money continued to succeed out of the slot in Texas' Big 12 opener at Texas Tech, catching four passes for 39 yards in the Longhorns' comeback win.
- He was placed on scholarship on Nov. 12, 2020.

BREWER'S BREAKOUT

- Senior TE Cade Brewer emerged as an offensive weapon for the Longhorns in 2019, and has continued that in the 2020 season. He has caught 13 passes for 110 yards and two touchdowns this year.
- In Texas' season opener against UTEP, Brewer tied his career high with three catches for 40 yards and a TD.
- Brewer hauled in his second touchdown of the season against Kansas State, catching a pass from Sam Ehlinger near the line of scrimmage and finding his way into the endzone from 15 yards out.
- In 2019, Brewer started the first eight games of the season, missed the next four due to injury, and returned for Texas' triumph over No. 11 Utah in the Alamo Bowl.
- He caught 11 passes for 159 yards and one touchdown during his junior season.
- Brewer's 14.5 yards per reception ranked third among Longhorn receivers with at least 10 catches, trailing only WRs Brennan Eagles (16.3) and Collin Johnson (14.7).
- Brewer logged multiple catches on three occasions for UT in 2019, highlighted by a three-catch, 71-yard effort against Kansas. That night, he hauled in a 51-yard pass from QB Sam Ehlinger in the fourth quarter to help set up Texas' go-ahead touchdown with less than three minutes remaining in the game.
- Brewer's three catches, 71 yards and 51-yard reception all are the best single-game marks of his career thus far.
- Brewer is a three-time Academic All-Big 12 First Team selection, and was named to the 2017-18 Academic All-Big 12 Rookie Team.

HERMAN'S REDSHIRTS

- Head coach Tom Herman and staff have used redshirts to their advantage over the past two seasons, as 60 Longhorns have preserved a year of eligibility during Herman's tenure thus far.
- A look at the scholarship players who have redshirted during Herman's first three seasons on the Forty Acres:

Kobe Boyce, DB	2017
Samuel Cosmi, OL	2017
Rob Cummins, DL	2017
Montrell Estell, DB	2017
Reese Leitao, TE	2017
Jordan Pouncey, WR	2017
Ayodele Adeoye, LB	2018
Junior Angilau, OL	2018
John Burt, WR	2018
Daniel Carson, DL	2018
Jamari Chisholm, DL	2018
Keondre Coburn, DL	2018
Malcolm Epps, WR	2018
Rafiti Ghirmai, OL	2018
Christian Jones, OL	2018
Reese Moore, OL	2018
Moro Ojomo, DL	2018
Denzel Okafor, OL	2018
Casey Thompson, QB	2018
Byron Vaughns, LB	2018
Al'Vonte Woodard, WR	2018
Derrian Brown, RB	2019
Marques Caldwell, DB	2019
David Gbenda, LB	2019
Isaiah Hookfin, OL	2019
Tyler Johnson, OL	2019
Brayden Liebrock, TE	2019
Joshua Moore, WR	2019
Peter Mpigi, DL	2019
Josh Thompson, DB	2019
Marcus Tillman, Jr., LB	2019
Myron Warren, DL	2019
Kenyatta Watson II, DB	2019
Jordan Whittington, WR	2019

BOLD indicates player on 2020 roster

GAME NOTES

THE COSMI FILE

- Junior OL Samuel Cosmi, a first-team Walter Camp Preseason All-American this year, has been entrenched as one of Texas' starting linemen since the beginning of his redshirt freshman season in 2018.
- In that time, he appeared in 35-straight games for the Longhorns, while starting at one of the tackle spots in the 34-straight contests.
- Cosmi's 34-straight starts was the second-longest active streak by a Longhorn at the time.
- Following the Iowa State game, he decided to complete his career at Texas by forgoing the remainder of the season and his senior season to prepare for the NFL.
- In 2020, he has been recognized as a Preseason All-American by the Walter Camp Football Foundation and the Associated Press, among others, in addition to being a watch list candidate for the Outland Trophy. Cosmi was also a unanimous Preseason All-Big 12 selection.
- This season, Cosmi led the team in total first down/ TD blocks (25), total knockdown blocks (28) and total intimidation/dominant blocks (12), and entering his final game had only allowed one QB hit, one TFL and one sack.
- His first 13 starts, all during the 2018 season, came at right tackle. He flipped over to the left side, where he was in charge of protecting QB Sam Ehlinger's blind side, last year.
- As a sophomore, Cosmi earned second-team All-Big 12 honors and was honorable mention for the Big 12 Offensive Lineman of the Year, as well as a first-team selection on Pro Football Focus' Big 12 Team of the Year.
- Cosmi was an anchor on a Texas offensive line that was named to the Joe Moore Award Midseason Honor Roll in 2019.
- Behind Cosmi and his fellow linemen, Ehlinger accounted for 4,326 yards of total offense (No. 2 in school history) and 39 total touchdowns (No. 3).
- The Longhorns produced six 100-yard outings on the ground behind Cosmi and the line. As a team, Texas rushed for 2,295 yards (176.5 ypg) in 2019.
- In the 2019 Valero Alamo Bowl, Cosmi helped Texas rack up 231 rushing yards against No. 11 Utah. The Longhorns averaged 6.2 yards per carry that night, well above the 2.7 ypc average Utah had allowed in its first 13 games of the season.
- Cosmi earned All-Bowl recognition from the Associated Press and ESPN following his impressive performance against Utah's vaunted defense. The entire Texas offensive line, including Cosmi, earned All-Bowl recognition from Sports Illustrated after the Alamo Bowl.
- The Humble, Texas native was a USA Today Freshman All-American in 2018.

COSMI "THE FREAK"

- Texas Head Strength and Conditioning Coach for Football Yancy McKnight has described Cosmi as a freak in the weight room. A look at some of his numbers, most all of which would rank in the top five at the combine:

COSMI IN THE WEIGHT ROOM

Event	Performance
Power Clean	405
Back Squat	605
Bench Press	415
Standing Broad Jump	9-01.5
Vertical Jump	32.0
Current Body Fat	20%
225-pound Bench Press	34
Pro Agility	4.62
40-yard dash	4.87

KERSTETTER PROFILE

- Texas senior OL Derek Kerstetter is one of the Longhorns' most experienced competitors on either side of the ball this season. A four-year starter all across the offensive line, Kerstetter has played in 46 games with 37 starts during his collegiate career.
- He was recognized as a third-team performer on Pro Football Focus' 2019 Big 12 Team of the Year.
- In the classroom, Kerstetter earned first-team Academic All-Big 12 honors last year and was named to the Big 12 Commissioner's Honor Roll in the spring of 2019.
- Kerstetter garnered All-America honors and was a three-time All-District honoree at Reagan High School in San Antonio, Texas. He competed in the 2017 U.S. Army All-American Bowl.
- Kerstetter played in and started all nine games of the regular season, but will miss the bowl game with an injury he sustained during the regular season finale at Kansas State.

MOST GAMES STARTED (ACTIVE LONGHORNS)

Name	Career Starts	Years
1. Sam Ehlinger, QB	42	2017-pr.
2. Derek Kerstetter, OL	37	2017-pr.
3. Samuel Cosmi, OL	34	2018-pr.
4. Caden Sterns, DB	28	2018-pr.
5. Joseph Ossai, JACK	24	2018-pr.

MOST GAMES PLAYED (ACTIVE LONGHORNS)

Name	Career Games	Years
1. Ta'Quon Graham, DL	48	2017-pr.
2. Derek Kerstetter, OL	46	2017-pr.
3. Sam Ehlinger, QB	45	2017-pr.
Denzel Okafor, OL	45	2016-pr.
5. Chris Brown, DB	44	2017-pr.
6. Cade Brewer, TE	43	2017-pr.

O-LINE CONTINUITY A KEY

- The Longhorns used the same starting five in their first eight games of the 2020 season, but were forced to shuffle the lineup for the first time in Game 9 against Kansas State with the absence of Samuel Cosmi.
- An injury to senior captain Derek Kerstetter against the Wildcats will cause another shuffle in the starting lineup for the 2020 Alamo Bowl.
- Three of Texas' five starters for the season opener against UTEP - Junior Angilau, Samuel Cosmi and Derek Kerstetter - started at least 12 games last season, with the latter two starting all 13 games in 2019. Senior OL Denzel Okafor made his sixth career start, while Christian Jones made his first start on the Longhorns' offensive line.
- Texas started the same five on its offensive line in 12 of 13 games last season. In 2018, Texas' starting offensive linemen missed just four combined games and the Horns used only three different starting combinations all season.
- The 2018 and 2019 campaigns were vastly different from 2017, Tom Herman's first season as head coach, when UT was forced to use eight different starting offensive line combinations in 13 games.
- The Longhorns averaged 465.8 yards per game (289.3 pass/176.5 rush) and 35.2 points per game in 2019, both an increase from the team's 2018 totals of 411.3 ypg (258.2 pass/153.1 rush) and 31.07 ppg.
- The 2017 squad averaged 398.5 ypg (258.8 pass/139.6 rush) and 29.4 ppg.

OSSAI'S EMERGENCE

- Junior JACK Joseph Ossai, a 2020 Bednarik Award and Butkus Award candidate, was an anchor for Texas' defensive front this season. He recorded 55 tackles, 16.0 tackles for loss, five sacks, three forced fumbles, one recovery, two pass breakups and two quarterback hurries in nine starts.
- Following the conclusion of the regular season, Ossai decided to complete his career at Texas by electing not to compete in the bowl game and declare for the NFL Draft.
- Ossai logged eight tackles and one quarterback hurry in the 2020 season opener versus UTEP. The Conroe, Texas native helped the Longhorns hold UTEP to only 43 rushing yards on 33 carries (1.3 ypc) - Texas' best defensive effort against the run since 2018 vs. USC.
- After a quiet day by his standards against Texas Tech, Ossai roared back to form with a career-high 11 tackles, 3.5 tackles for loss and his first sack of the season versus TCU. He also notched one quarterback hurry and forced a fumble - a strip sack - against the Horned Frogs.
- He continued to be a force off the edge against Oklahoma in the AT&T Red River Showdown, amassing 10 tackles, 1.5 tackles for loss and forced a fumble for the second-straight week.
- Ossai put in his best shift of the season to date in Texas' comeback road win over No. 6/6 Oklahoma State, logging a career-high 12 tackles, six tackles for loss, three sacks and one forced fumble.
- He was the first Power Five player to record at least 12 tackles, six TFLs and three sacks in a game since Ndamukong Suh in the 2009 Big 12 Championship Game (12 tackles, 6.0 TFLs, 4.5 sacks). They are two of only six players in total across the FBS to achieve those marks in a game since 2000.
- Ossai's final sack sealed the Longhorns' overtime win, as he raced off the edge, shed his blocker and dropped QB Spencer Sanders on a fourth-down play in overtime.
- He was named the Walter Camp National Defensive Player of the Week for the first time in his career following his dominant performance. The junior's recognition marked the 10th time since 2004, and second time this season, that a Longhorn has earned one of the WCCF's weekly honors.
- Ossai also was named the Chuck Bednarik Award Player of the Week, the Bronko Nagurski National Defensive Player of the Week and Big 12 Defensive Player of the Week.
- He notched three tackles, two tackles for loss and a sack in Texas' win over Kansas State on Dec. 5. It marked the ninth time in his last 10 games, dating back to the 2019 Valero Alamo Bowl, that he recorded a tackle for loss.
- In 2019, Ossai was one of Texas' most consistent performers, a year in which he started all 13 games, and led the Longhorns with 90 tackles, 13.5 tackles for loss, five sacks and nine quarterback hurries. He also intercepted two passes, forced one fumbled and blocked one kick.
- Ossai's best performance as a sophomore came in the Valero Alamo Bowl against No. 11 Utah. There, he accumulated nine tackles, six tackles for loss and three sacks en route to earning Defensive MVP honors.
- His three sacks were the most by a Longhorn in a bowl game since Alex Okafor set the school record with 4.5 sacks in the 2012 Alamo Bowl vs. Oregon State.
- Ossai is the only FBS player over the last 20 seasons to record at least six TFLs and three sacks in a bowl game.
- The Conroe, Texas native received All-Bowl recognition from the Associated Press, ESPN and Sports Illustrated following his breakout performance.

GAME NOTES

- The 2019 Alamo Bowl marked his second-straight bowl game with at least eight tackles. He put together an eight-tackle game as a starter in the Allstate Sugar Bowl against No. 5 Georgia as a redshirt freshman in 2018.
- Ossai is one of only four Longhorns to do so in consecutive bowl games since 2000.
- During his freshman season, Ossai appeared in 14 games, starting against Kansas and Georgia. He registered 20 total tackles (13 solo), one sack and one forced fumble.

MOST GAMES WITH 8+ TACKLES (TOTAL - SINCE 2000)

Name	Games	Years
1. Malik Jefferson.....	14	2015-17
Steve Edmond.....	14	2011-14
3. Joseph Ossai.....	13	2018-pr.
Emmanuel Acho.....	13	2008-11

MOST GAMES WITH 8+ TACKLES (SEASON - SINCE 2000)

Name	Games	Year
1. Emmanuel Acho.....	9	2011
2. Joseph Ossai.....	8	2019
Jordan Hicks.....	8	2014
Malik Jefferson.....	8	2017

STRONG AND STERNS

- Junior DB Caden Sterns was an impact performer for the Longhorns since his arrival on campus in 2018. In that time, Sterns logged 172 tackles (119 solo), 8.5 tackles for loss, two sacks, defended 12 passes, intercepted five and blocked one kick.
- Sterns registered 52 total tackles and 30 solo stops in eight games this season. He also recorded 1.5 tackles for loss, one interception and three pass breakups before concluding his collegiate career vs. Iowa State.
- Sterns set a career-high with 13 tackles (7 solo) against the Cyclones. It was the third time in his career that he has recorded double-digit tackles in a game.
- In UT's 2020 Big 12 opener at Texas Tech, Sterns logged four solo tackles, broke up one pass and sealed the game with his first interception of the season on the Red Raiders' fourth-down attempt in overtime. It was Sterns' first interception since Oct. 2017 vs. Baylor.
- He improved his play the following week against TCU, notching a team-high 12 tackles before missing the AT&T Red River Showdown due to injury.
- Sterns notched eight tackles (seven solo) and broke up one pass in Texas' comeback win at No. 6/6 Oklahoma State on Halloween. It was his fifth-straight outing with at least four tackles.
- Sterns played in nine games in 2019, competing in the first four games of the year and the final five. He missed UT's matchups against West Virginia, No. 6 Oklahoma, Kansas and TCU due to injury.
- Texas held its opponents under 25 points in seven of the nine games Sterns played in, including each of the last five games of the season. Three times Texas held its opponents under 15 points with Sterns in the lineup, highlighted by the Longhorns holding No. 11 Utah to just 10 points in the Valero Alamo Bowl.
- The Longhorns went 6-3 with Sterns on the field and 2-2 without him in 2019. They allowed 23.0 points per game when Sterns was in the lineup and 37.5 ppg during the four-game stretch when he was injured.
- In his shortened 2019 season, Sterns registered 58 tackles (43 solo), four tackles for loss and one sack. He posted at least five tackles in seven of nine appearances, including a career-high 12 tackles (10 solo) against Oklahoma State.

- In 2018, Sterns was named the Big 12 Defensive Freshman of the Year, becoming the seventh Longhorn to earn the honor. Cory Redding (1999), Derrick Johnson (2001), Rodrigue Wright (2002), Brian Orakpo (2005), Quandre Diggs (2011) and Malik Jefferson (2015) were the others.
- Sterns started all 13 games in which he played as a freshman, missing only the Allstate Sugar Bowl due to injury. He was the first UT true freshman defensive back to start the first 13 games of his career since Blake Gideon (13-straight starts) in 2008.
- He registered 62 total tackles, three tackles for loss, four interceptions, four pass breakups and a blocked field goal.
- Sterns had two interceptions against TCU and was named Thorpe Award Player of the Week, as well as Big 12 Newcomer of the Week, for his effort.
- He was the first true freshman at UT with two interceptions in a game since DeShon Elliott (2015) and just the third ever (Chris Carter, 1993).
- Sterns also had interceptions against Tulsa and Baylor, while his blocked field goal against USC was returned for a touchdown by Anthony Wheeler.

MOST INTERCEPTIONS (TRUE FRESHMEN)

Year	INT	Player
2018	4	Caden Sterns
2011	4	Quandre Diggs
1993	4	Chris Carter

JAMISON IN RAREFIED AIR

- Junior DB D'Shawn Jamison is one of the most electrifying returners in school history, and a threat to score anytime he touches the football.
- He set a UT single-game record against Kansas State on Dec. 5 this season, averaging 50.0 yards per kickoff return. He returned three kickoffs a total of 150 yards (98, 37, 15) to break Fozzy Whittaker's nine-year-old school record (252 yds/6 ret, 42.0 avg).
- Jamison is one of only five Longhorns to return both a punt and kickoff for a touchdown during his career.
- He has returned three kicks for touchdowns in his career overall (2 kickoff/1 punt), which is tied for the second-most in school history. Jordan Shipley (1 kickoff/3 punt) is the only Longhorn with more kick return touchdowns all-time.
- Jamison notched his second career kickoff return for a touchdown with a 100-yard effort in a road win at No. 6/6 Oklahoma State on Halloween. It was the fifth 100-yard touchdown return in school history.
- He was named the Big 12 Special Teams Player of the Week following his effort against the Cowboys.
- Prior to 2020, Jamison returned a kickoff 98 yards late in the fourth quarter of a 48-13 win over Rice in 2019, and a 90-yard punt return against Kansas State in 2018.
- He joined Raymond Clayborn, Quan Cosby, Jordan Shipley and Selvin Young as the only Longhorns to achieve both feats with his score against the Owls at NRG Stadium in Houston.
- He also flashed his return skills against Kansas last year, when he recovered a blocked PAT and returned it 90-plus yards for a defensive two-point conversion.
- Earlier in the 2019 season against West Virginia, Jamison picked off two passes and logged four tackles.
- He bagged his team-high third interception of the season at Iowa State. Jamison also made a career-high nine tackles.
- Along with his three interceptions, Jamison tallied 35 total tackles, 3.5 tackles for loss and one forced fumble.
- Jamison started nine games for the Longhorns as a defensive back in 2019.

GRAHAM GETTING IT DONE

- Senior DL Ta'Quon Graham emerged last season as a force on the Texas defense. After starting in just two games prior to last year, he started all in 13 in 2019.
- Graham ranked second on the team last year in both sacks (3.5) and TFL (12.0) trailing only Joseph Ossai, and was second among defensive linemen in tackles with 31.
- Graham finished his season with one of his biggest games of the year, racking up four tackles, 2.5 tackles for loss and a sack in the Alamo Bowl vs. No. 11 Utah.
- In 2020, the senior has notched 23 total tackles (12 solo), seven tackles for loss, two sacks, two quarterback hurries and one fumble recovery.
- Graham had his best performance as a Longhorn to date in Texas' come-from-behind win at No. 6/6 Oklahoma State on Halloween, notching five tackles (three solo), 3.5 tackles for loss, one sack and a fumble recovery. All of those were career-highs for Graham.
- Following the conclusion of the regular season, Graham decided to complete his career at Texas by electing not to compete in the bowl game and declare for the NFL Draft.

CHRIS BROWN'S COMING OUT PARTY

- Senior DB Chris Brown had a breakout season in 2019, starting 10 times, logging 46 tackles (37 solo), three tackles for loss, two pass breakups and one INT.
- Brown's 46 tackles were the fourth-most by a Longhorn last season. His tally came despite missing three games (Kansas, at TCU, No. 16 Kansas State) due to injury.
- Notched six tackles in three of the first four games of the season, doing so against Louisiana Tech, No. 6 LSU and Oklahoma State. Also recorded a tackle for loss and pass breakup against both Louisiana Tech and LSU.
- Logged his second career interception during Texas' win over Oklahoma State.
- Registered five tackles, including one for a loss, in the AT&T Red River Showdown against No. 6 Oklahoma.
- After returning from injury, Brown logged six tackles on the road against both Iowa State and No. 13 Baylor, and then a career-high nine tackles, all unassisted, against Texas Tech on senior day.
- Prior to 2019, Brown had registered just 15 career tackles (13 solo) and one tackle for loss in 25 appearances.
- In Texas' 2020 Big 12 opener at Texas Tech, Brown logged four tackles, one tackle for loss and notched his second career interception. His interception came after the Red Raiders successfully recovered an onside kick, helping flip momentum, and field position, back in the Longhorns' favor.
- He made nine tackles, eight of which were unassisted, forced a fumble and recovered one vs. Oklahoma.
- In a home win over Baylor, Brown was one of seven Longhorns to break up passes as he defended a career-high three passes against the Bears.
- Beginning with his performance against Baylor, Brown broke up at least one pass in four-straight games - a streak he extended in a road win at Kansas State on Dec. 5.
- He also logged a career-high 12 tackles - all of them solo stops - against the Wildcats.
- Following the conclusion of the regular season, Brown decided to complete his career at Texas by electing not to compete in the bowl game and declared for the NFL Draft.

GAME NOTES

2020 HEALTH & SAFETY MEASURES

- The University of Texas has implemented a number of health and safety measures this season to help best ensure the health and safety of all student-athletes, coaches, staff and those attending Texas Athletics contests this fall.
- All fans and staff will be required to wear a face covering that covers the nose and mouth completely. Face coverings are not a substitute for social distancing and fans will be seated or situated at a safe distance between their party and other fans while inside and outside of DKR-Texas Memorial Stadium.
- Public tailgating in and around the University of Texas campus will be prohibited for the 2020 season including Tailgate Guys turnkey tailgating packages.
- Fans will be required to enter at the assigned gate listed on their mobile ticket.
- Social distancing markers will be placed at gate entry and strictly enforced to allow for social distancing.
- Installing Attis Clean hand sanitizer kiosks throughout the stadium including 225 dispenser trees throughout our venues.
- Texas Athletics pregame activations including Bevo Blvd., Smokey's Midway, and Longhorn City Limits will not take place this season. This includes popular elements such as the Stadium Stampede team arrival, Bevo Parade, and headlining concerts on the LBJ Lawn. • The Frank Denius Family University of Texas Athletics Hall of Fame will not be accessible this fall, including on gamedays during the 2020 season.
- Eliminating most on-field gameday elements including marching band performances, Hook 'Em Herd, and other on-field promotions.
- Expanding the team area benches on the field will provide additional protection for our student-athletes and team personnel.
- Education and information sessions provided to each team, along with guidebooks for all policies and procedures; medical personnel are available to meet individually with any student-athlete at his/her request.
- Mandatory daily symptom screening for all student-athletes, coaches, and staff to assist in early identification of those who may be ill. That on-line form is filled out every morning and once they are cleared they report to campus to check-in at the North End Zone area of the stadium and must clear a temperature check as well before proceeding to the facilities.
- In-season proactive community testing will exceed minimum standards set by the NCAA; in-season testing of all sports in fall competitions will occur three times weekly at a minimum, and out-of-season sports, will be subject to proactive community testing at least once per week. Proactive community testing will occur within 24 hours of competition in all fall sports.
- Immediate contact tracing is performed for all presumed positives (do not await positive result); contact tracing performed in consultation with campus health officials.
- A third-party testing agency/lab and campus health assist in proactive community testing; sports medicine personnel perform sample collection, while St. David's Health Care personnel provide quality assurance; clinical testing of symptomatic individuals performed in collaboration with University Health Services and UT Health Austin.
- Student-Athletes with confirmed COVID-19 infections are isolated per CDC guidelines, undergo cardiac evaluation, and if cleared, gradually phased back into activity. Contact tracing for those student-athletes takes place as well.
- In regards to the COVID-19 concerns relating to myocarditis, rigorous heart screening procedures — including an EKG, echocardiogram, and cardiac MRI — are in place for all student-athletes that test positive and must be cleared before returning to activity.

DYNAMIC DEMARVION

- Junior DB DeMarvion Overshown has played in 26 games and made 11 starts during his collegiate career.
- He has registered 73 tackles (47 solo), 14.5 tackles for loss, three sacks, broke up 10 passes, intercepted two and forced three fumbles in his career.
- In 2020, Overshown has recorded 54 tackles, 7.5 tackles for loss, and broken up a team-high seven passes. He has also notched one sack, one interception, two quarterback hurries and forced two fumbles.
- Overshown earned Defensive Player of the Game honors from the UT coaching staff after Texas' 59-3 win over UTEP. He registered four total tackles (three solo) and two tackles for loss against the Miners.
- Overshown made a career-high 11 tackles and returned an interception 29 yards vs. Oklahoma in the AT&T Red River Showdown.
- He posted five tackles (four solo), one tackle for loss, one forced fumble and broke up one pass in Texas' Halloween win at No. 6/6 Oklahoma State.
- Overshown was an anchor for the defense against West Virginia, registering eight tackles, two tackles for loss, one sack, one pass breakup and one forced fumble.
- Overshown has broken up a pass in six of nine games this season, and in nine of his last 14 games played overall. Overshown has also logged a tackle for loss in 10 of his last 15 games played, dating back to the start of the 2019 season.
- Overshown appeared in nine games and made starts against Kansas and at Baylor in 2019. He posted five tackles, two tackles for loss, one sack and one pass breakup against the Jayhawks during the first start of his career.
- Totaled 12 tackles (11 solo) and four tackles for loss over Texas' final four games of the 2019 season, including a five-tackle effort at Baylor.

THOMPSON'S TIME

- Junior DB Josh Thompson has played in 35 career games with 12 starts at Texas. In that time, he has registered 72 total tackles (54 solo), 4.5 tackles for loss, broken up four passes and intercepted one.
- Thompson impressed in the 2020 season opener, bagging two tackles and his first career interception.
- Thompson's performance earned him a 92.2 grade from Pro Football Focus, the second-best among defensive backs nationally in week two of the season.
- Thompson played in 26 games during his first three seasons on the Forty Acres, but missed the final nine games of the 2019 season due to injury.

COBURN CLOGGING THE MIDDLE

- Sophomore DL Keondre Coburn has appeared in 25 games with 21 starts during his three-year career at Texas. He has started all nine games so far in 2020.
- Coburn became a key fixture in the Longhorn's defensive line rotation at the start of the 2019 season, and since then he has helped UT stifle its opponents in the run game. Since the start of the 2019 season, the Texas defense has held seven opponents under 100 yards rushing, including twice so far in 2019.
- Anchored by Coburn, Texas has held UTEP, Baylor and West Virginia to under 100 rushing yards this year.
- Coburn has logged 20 tackles, three tackles for loss and one sack so far in 2020.
- He recorded a career-high 11 tackles (4 solo) and two tackles for loss vs. TCU on Oct. 3.
- In 2019, Coburn played in all 13 games and started 12 times. He made 26 tackles, including 18 solo stops, 4.5 tackles for loss, two sacks and forced one fumble. The Houston native has logged multiple tackles on nine occasions during his career, including two in 2020.

JUWAN'S JUJU

- Junior LB Juwan Mitchell has played in 20 games and started 13 times during his two-year career at Texas. So far in 2020, he has appeared in all nine games and started the last eight at linebacker.
- In 2020, Mitchell leads the team with 59 tackles, and has also registered 4.5 tackles for loss, one pass breakup, one quarterback hurry and one fumble recovery.
- Mitchell posted double-digit tackles in back-to-back outings in October. He first registered 10 tackles (3 solo) and recovered a fumble in the AT&T Red River Showdown vs. Oklahoma. The Newark, N.J. followed it up by notching a team-high 12 tackles (5 solo) and two tackles for loss vs. Baylor.
- Mitchell totaled eight tackles, including six solo stops, in Texas' come-from-behind road win over No. 6/6 Oklahoma State on Halloween. It was his third-straight game with at least eight tackles.
- He followed that by leading the team with nine tackles against West Virginia.
- Mitchell extended the streak to five-straight games with 10 tackles against No. 13 Iowa State. It was his third outing with double-digit tackles in 2020.
- In 2019, Mitchell's first at Texas, he played in 11 games (five starts). He logged 39 tackles (27 solo), 3.5 tackles for loss, three sacks and four pass breakups.

ADIMORA ADDING TO DEFENSE

- Sophomore DB Chris Adimora, a second-year player in the secondary, has appeared in all 22 possible games during his collegiate career thus far.
- Adimora also earned his first career start in the 2020 season opener, starting at the SPUR position for defensive coordinator Chris Ash's defense.
- Adimora made six tackles, three of which were unassisted, against UTEP, helping the Longhorns hold the Miners to just 43 rushing yards on 33 carries (1.3 ypc). It was UT's best effort defensively against the run since 2018 vs. USC (-5 yards).
- In the Big 12 opener at Texas Tech, Adimora logged five tackles (four solo), broke up two passes and bagged his first career interception. His interception came after Texas Tech blocked a UT punt and took over at the Horns' 17-yard line. Adimora returned it 71 yards to the Texas Tech 19-yard line to flip field position and momentum into Texas' favor.
- In 2019, Adimora logged 10 tackles (7 solo), and broke up two passes. He logged a tackle and one pass breakup in the Valero Alamo Bowl vs. No. 11 Utah.

COLLINS CRUSH

- Freshman DL Alfred Collins made an impact in his collegiate debut vs. UTEP, registering two tackles and a sack. Collins is the first UT freshman to record a sack in his first game since Jackson Jeffcoat in 2010 vs. Rice.
- In his first Big 12 action, a road contest at Texas Tech, Collins made four tackles, including one for a loss.
- He made his AT&T Red River Showdown debut on Oct. 10, nothing two tackles and teaming up with Jacoby Jones to log his second sack of the season.
- Collins, a Bastrop, Texas native, was an All-America, all-state and three-time all-district honoree at Cedar Creek High School. He was twice named his district's defensive lineman of the year, and was selected to participate in the 2020 All-American Bowl.

GAME NOTES

JERRIN'S JUMPSTART

- Freshman DB Jerrin Thompson made his first career start on Dec. 5 vs. Kansas State, and wasted no time making an impact for the Longhorns.
- He notched his first career interception in the first quarter and returned it 21 yards to the K-State 3-yard line, setting up the Longhorns for an easy touchdown.
- Thompson tallied three tackles, all unassisted, the interception and one pass breakup in his first career start.
- In 2020, Thompson has appeared in all nine games and primarily been a contributor on special teams. He has totaled eight tackles, five of which were solo stops.

A FAMILY TRADITION

- Junior LB Cort Jaquess has been a figurehead for the success of Texas' walk-on program in recent years. He has appeared in 29 games, and started twice for the Longhorns. His first career start came in the 2019 Valero Alamo Bowl vs. No. 11 Utah and the second in the 2020 season opener vs. UTEP.
- Jaquess registered five tackles in both games that he started. He also notched a career-high seven tackles, including 1.5 for a loss, against TCU in 2020.
- The San Antonio native joined the Longhorns prior to the 2017 season. He redshirted his first year with the program, played in nine games on special teams in 2018 and was placed on scholarship during fall camp prior to the 2019 season.
- Since earning a scholarship, Jaquess has appeared in 18-straight games for UT, contributing both on special teams and at linebacker.
- Jaquess is the son of former Texas defensive end Jay Jaquess, who was a three-year letterman for the Longhorns (1986-88).

BUSH PLACED ON SCHOLARSHIP

- Sophomore LB Jett Bush became the latest from Texas' walk-on program to earn a scholarship on Sept. 10, 2020, during a team meeting.
- Bush, a Houston native, has appeared in 21 games during his time with the Longhorns, contributing primarily on special teams, but posted four tackles in the AT&T Red River Showdown.

DICKER THE KICKER

- Junior K Cameron Dicker has made 45 of his 61 career field goal attempts. He is 13-for-18 on field goals in 2020, and has made 43-of-44 PATs.
- Dicker earned second-team All-Big 12 recognition for his efforts, the second time in his career he did so. He also received second-team All-Big 12 recognition, and honorable mention as Special Teams Player of the Year, as a true freshman in 2018.
- He scored a career-high 15 points (2 FG, 9 PAT) in a road win over Kansas State on Dec. 5 to move him into sixth place on Texas' all-time scoring list. Dicker has scored 285 points in his career thus far.
- The Austin native connected on two field goals, from 20 and 40 yards in length, to help Texas pull off a come-from-behind road win over No. 6 Oklahoma State on Halloween.
- Dicker booted two field goals and seven PATs in Texas' overtime win at Texas Tech on Sept. 26, making him the first UT kicker since Ryan Bailey vs. Rice in 2007 to log multiple made field goals and at least seven successful PATs. The junior also recorded touchbacks on all nine of his kickoffs against the Red Raiders.
- He was 14-for-18 (78%) on field goal tries in 2019. His 18 makes in 2018 were the most by a freshman in UT history.
- Dicker converted on two field goals, including the game-winning 26-yard try as time expired, to help lift Texas to a 27-24 win over No. 16 Kansas State.
- It was the Longhorns' second-straight outing at Darrell K Royal-Texas Memorial Stadium that Dicker capped with a game-winning field goal as time-expired.
- He also did so with a 33-yard effort against Kansas to give the Horns a 50-48 win.
- Dicker is the only player in Texas history to record two walk-off plays during their career, both of which have come this season.
- The sophomore's clutch kick against K-State marked his third career game-winning field goal. His first was a 40-yard effort with nine seconds left that gave Texas a 48-45 win over No. 7 Oklahoma in the 2018 AT&T Red River Showdown.
- He booted a 57-yard field goal against Rice on Sept. 14. It was the longest made kick by a Longhorn since Jeff Ward's 57-yarder at Texas A&M on Nov. 28, 1985.
- It was also tied for the longest field goal in the FBS last season.

TEXAS' WALK-OFF WINS

• Cameron Dicker's 26-yard walk-off field goal against No. 16 Kansas State last year was the ninth last-second win in UT history and second of 2019. A look at the full list of Texas' game-winning plays as time expired:

- Brett Stafford to Tony Jones..... Pass (18) 16-14 win over No. 15 Arkansas 1987
- Phil Dawson..... 50-yd FG 17-16 win over No. 14 Virginia..... 1995
- Kris Stockton 18-yd FG 44-41 win over Iowa State 1999
- Dusty Mangum 37-yd FG 38-37 win over Michigan..... 2004
- Ryan Bailey 40-yd FG 38-35 win over Oklahoma State 2007
- Hunter Lawrence..... 46-yd FG 13-12 win over No. 21 Nebraska..... 2009
- Justin Tucker 40-yd FG 27-25 win over Texas A&M 2011
- **Cameron Dicker 33-yd FG 50-48 win over Kansas..... 2019**
- **Cameron Dicker 26-yd FG 27-24 win over No. 16 Kansas State..... 2019**

*Cameron Dicker's game-winning field goals came in consecutive home games. Before UT's last-second wins over Kansas and No. 16 Kansas State, the Longhorns had won only three of their first 675 home contests all-time on the game's final play, per ESPN Stats & Info.

CLUTCH KICKS (SINCE 1995)

- **Nov. 9, 2019 vs. No. 16 Kansas State (Austin, Texas):** Cameron Dicker 26-yarder as time expired (W, 27-24).
- **Oct. 19, 2019 vs. Kansas (Austin, Texas):** Cameron Dicker 33-yarder as time expired (W, 50-48).
- **Oct. 6, 2018 vs. No. 7 Oklahoma (Dallas, Texas):** Cameron Dicker 40-yarder with nine seconds left in the AT&T Red River Showdown (W, 48-45).
- **Oct. 29, 2016 vs. No. 8 Baylor (Austin, Texas):** Trent Domingue 39-yarder with 46 seconds left (W, 35-34).
- **Oct. 18, 2014 vs. Iowa State (Austin, Texas):** Nick Rose 21-yarder with three seconds left (W, 48-45).
- **Nov. 24, 2011 at Texas A&M (College Station, Texas):** Justin Tucker 40-yarder as time expired (W, 27-25).
- **Dec. 5, 2009 vs. No. 21 Nebraska (Arlington, Texas):** Hunter Lawrence 46-yarder as time expired in Big 12 Championship Game (W, 13-12).
- **Nov. 3, 2007 at Oklahoma State (Stillwater, Okla.):** Ryan Bailey 40-yarder as time expired (W, 38-35).
- **Oct. 21, 2006 at No. 17 Nebraska (Lincoln, Neb.):** Ryan Bailey 22-yarder with 23 seconds left (W, 22-20).
- **Jan. 1, 2005 vs. No. 13 Michigan (Pasadena, Calif.):** Dusty Mangum 37-yarder as time expired in Rose Bowl (W, 38-37).
- **Oct. 30, 1999 at Iowa State (Ames, Iowa):** Kris Stockton 18-yarder as time expired (W, 44-41).
- **Nov. 27, 1998 vs. No. 6 Texas A&M (Austin, Texas):** Kris Stockton 24-yarder with five seconds left (W, 26-24).
- **Nov. 7, 1998 vs. Oklahoma State (Austin, Texas):** Kris Stockton 29-yarder with three seconds left (W, 37-34).
- **Oct. 21, 1995 vs. No. 14 Virginia (Austin, Texas):** Phil Dawson 50-yarder as time expired (W, 17-16).

SPECIAL FORCES



The Longhorns special teams units are called **Special Forces** and named after Frank Denius, who was one of the 10 most decorated soldiers to serve in World War II. Denius stormed Omaha Beach in Normandy at age 19.



The punt return unit is called **Posse**, as the unit must work together as a brotherhood. The unit honors 1959 Longhorn Hall of Honor inductee, Maj. Kearie Lee Berry, who survived the Bataan Death March and 40 months as a Prisoner of War during World War II.



The kickoff unit is named **Cobra Strike** after Operation Cobra. Denius served with the 230th Field Artillery Battalion during the operation that broke through German defenses that had pinned down Allied forces in Normandy for seven weeks following the D-Day landings.



The kickoff return unit is named **Six** in honor of a University of Texas graduate who served on SEAL Team Six but was killed in action in a 2011 helicopter crash. The unit's logo was designed by his best friend and depicts the Gold Squadron logo for which he was a member.



The punt unit is dubbed the **A-Team** in honor of former UT long snapper Nate Boyer. He served six years in the Green Beret Special Forces unit as part of Operational Detachment Alpha (ODA), also known as an SFOD-A or A-Team, prior to joining UT Football in 2010.



The field goal unit is named **Sniper**, as the kicker needs pinpoint accuracy to succeed. The unit is named in honor of proud Texan Chris Kyle, a Navy SEAL veteran who earned numerous medals during his tours in Iraq and regularly referenced his love of the Longhorns in his book 'American Sniper.'

GAME NOTES

FALL GRADUATES

- Eight current members of the Texas Football program, as well as three former Longhorns, earned their degrees from The University of Texas this fall.
- The group of current Longhorns is made up by DL Tristan Bennett (Neuroscience), TE Cade Brewer (Sport Management), OL Samuel Cosmi (Human Dimensions of Organizations), QB Sam Ehlinger (Marketing), DL Ta'Quon Graham (Corporate Communication), LB Cort Jaquess (Finance), OL Derek Kerstetter (Corporate Communication) and DL Reese Leitao (Neuroscience).
- Cosmi, Ehlinger, Graham and Kerstetter are all team captains this season.
- Former Longhorns Rob Cummins, Jason Hall and Will Matthews all also earned their degrees from UT this fall. Cummins was a member of the squad from 2017-19, Hall lettered from 2014-17 and Matthews lettered from 2001-04.

THE CAPTAINS

- Texas head coach Tom Herman announced the 2020 team captains on Sept. 10, recognizing seven Longhorns with the honor.
- The 2020 team captains are, in alphabetical order: DB Chris Brown, OL Samuel Cosmi, QB Sam Ehlinger, DL Ta'Quon Graham, OL Derek Kerstetter, JACK Joseph Ossai and DB Caden Sterns.
- Six of the seven are first-time captains for UT, while senior Ehlinger is the lone two-time selection.
- Ehlinger is the seventh player, and second quarterback, in school history to serve as captain in multiple seasons.
- He is also the second player during Herman's tenure as head coach to achieve that feat, joining former TE Andrew Beck, who served as a captain during the 2017 and 2018 campaigns.

FIRST TIMERS

- Six Longhorns made their first career starts at Texas in the 2020 season opener, with five of those coming on the offensive side of the ball.
- Nineteen players played in their first game at the University of Texas during the season opener.
- Sophomore WR Jake Smith made his first career start, and freshman WR Kelvontay Dixon made his collegiate debut against TCU.
- Two more Longhorns - true freshmen WR Kelvontay Dixon and RB Bijan Robinson - made their first career starts vs. Baylor on Oct. 24.
- OL Jake Majors and DB Jerrin Thompson became the third and fourth true freshmen to start this season, when they did so at center and safety, respectively, in a road win at Kansas State.

THE NATION IS WATCHING

- Five of Texas' games in 2019 garnered huge television audiences. ABC's featured telecast, "Saturday Night Football", broadcasted both the LSU and Oklahoma State games and brought in ABC/ESPN's largest viewership for that weekend in each of those games. When totaled with an Oct. 5 matchup at West Virginia, UT's three games on ABC last season recorded a combined 15.7 million viewers.
- Dating back to 2018, the Longhorns have had 12 games pull in audiences of three million or more viewers. Those 12 games over the past three seasons have tallied a total of 72.7 million viewers. Seven of those 12 broadcasts were the respective network's top-rated game of the weekend. The 2019 Alamo Bowl was the second-highest rated non-New Year's Six bowl game.

TEXAS' TOP-RATED TV BROADCASTS (SINCE 2018)

Date	Game (Network)	TV Households
11/27/20	Iowa State (ABC)	3.6 million
10/10/20	vs. Oklahoma (FOX)	4.8 million*
12/31/19	vs. Utah (ESPN)	5.6 million
10/12/19	vs. Oklahoma (FOX)	7.2 million*
10/5/19	at West Virginia (ABC)	3.2 million
9/21/19	Oklahoma State (ABC)	3.8 million*
9/7/19	LSU (ABC)	8.7 million*
1/1/19	vs. Georgia (ESPN)	13.3 million
12/1/18	vs. Oklahoma (ABC)	10.3 million
10/27/18	at Oklahoma State (ABC)	3.6 million*
10/6/18	vs. Oklahoma (FOX)	5.6 million*
9/15/18	USC (FOX)	3 million*

SHINING ON THE BIGGEST STAGE

- Texas has long been one of the nation's best when competing on college football's biggest stages. A look at where the Longhorns rank among the nation's elite during the BCS/New Year's 6/College Football Playoff eras (since 1998/min. 5 appearances):

School	Record	Last App.	Win %
LSU	7-1	2019	0.875
Texas	4-1	2018	0.800
USC	7-2	2017	0.778
Florida	7-2	2019	0.778
Ohio State	11-6	2019	0.647
Clemson	7-4	2019	0.636
Oregon	5-3	2019	0.625
Alabama	9-6	2018	0.600
Penn State	3-2	2019	0.600
Miami (FL)	3-2	2017	0.600
Georgia	5-4	2019	0.556
Wisconsin	4-4	2019	0.500
Stanford	3-3	2016	0.500
Auburn	2-3	2018	0.400
Florida State	4-7	2016	0.364
Oklahoma	5-9	2019	0.357
Michigan	2-5	2018	0.286
Virginia Tech	1-5	2012	0.167
Notre Dame	0-6	2018	0.000

TEXAS' BCS/NY6 BOWL GAMES (SINCE 1998)

Year	Bowl Game (Opponent)	Result
2004	Rose Bowl (Michigan)	W, 38-37
2005	Rose Bowl (USC)*	W, 41-38
2008	Fiesta Bowl (Ohio State)	W, 24-21
2009	BCS Nat'l Championship (Alabama)*	L, 21-37
2018	Sugar Bowl (Georgia)	W, 28-21

*indicates BCS National Championship Game

CAMPBELL-WILLIAMS FIELD DEDICATION

- At the request of the Jamail family, Joe Jamail Field has been renamed in honor of Longhorn Legends and Heisman Trophy winners Earl Campbell (1974-77) and Ricky Williams (1995-98).
- Campbell, the famed "Tyler Rose," holds a special place in The University of Texas and state of Texas' football history. As a senior at UT in 1977, Campbell became the first Longhorn to win the Heisman Trophy after he rushed for 1,744 yards – a Southwest Conference record that stood for 16 years – and 19 touchdowns. He led the nation in rushing and scoring, and posted a pair of 200-yard games on the road against Texas A&M (222 yards) and SMU (213 yards). Campbell also set a Texas record for 100-yard rushing games that season (10).
- Williams, a San Diego native, completed his UT career with 21 NCAA and 46 school records under his name en route to becoming Texas' second Heisman Trophy winner in 1998. He was a three-time first-team all-conference pick, a two-time Big 12 Offensive Player of the Year and only the second player to twice win the Doak Walker Award (nation's top running back). Williams' career culminated in his final home game, on the field now named in his honor, when he surpassed Tony Dorsett's 22-year-old NCAA rushing record.
- The field at Darrell K Royal-Texas Memorial Stadium was originally named after Joe Jamail in 1997 to honor the lifelong Longhorn's immense contributions to The University of Texas' athletic department.

FIVE OF COLLEGE FOOTBALL'S BEST

- In January, ESPN unveiled its list of the 150 greatest players in college football history. That list featured five Longhorns, all of whom ranked among the top-85 players of all-time, as voted on by a panel of 150 media members, college administrators, and former coaches and players.
- The five Longhorns featured were RB Earl Campbell (No. 7), LB/G Tommy Nobis (No. 54), RB Ricky Williams (No. 57), QB Bobby Layne (No. 75) and QB Vince Young (No. 81).
- Texas was joined by Ohio State and Pitt as the only programs to feature five players in the top-85.
- Campbell and Williams, the Longhorns' two Heisman Trophy-winning running backs, made UT one of seven programs to place two running backs in the top-60.
- ESPN's note on each of the five Longhorns featured on the list of college football's 150 greatest players:

No. 7 | Earl Campbell | RB | 1974-77

"Darrell Royal won a fierce recruiting battle for the Tyler (Texas) Rose, as Campbell would become known. Campbell rushed for 2,046 yards in his first two seasons in Austin. Bedeviled by hamstring problems and 20 pounds of extra weight, Campbell struggled as a junior. He missed three games and never showed that downhill beer-truck style that made him so dangerous. Campbell got healthy, lost the 20 pounds, and -- under new head coach Fred Akers -- rushed for 1,744 yards, 6.5 yards at a time. He won the 1977 Heisman Trophy vote in a runaway, like a beer truck going downhill."

GAME NOTES

No. 54 | Tommy Nobis | LB/G | 1963-65

"After watching Nobis suffocate Heisman Trophy-winning quarterback Roger Staubach in a 28-6 victory over Navy in the 1964 Cotton Bowl, Army coach Paul Dietzel called Nobis "the finest linebacker I've ever seen in college." Nobis was the only sophomore starter on Texas' 1963 national championship team -- and he still played both ways, at linebacker and guard, after the rules were changed in 1964 to allow two-platoon football. As a junior, Nobis made one of the most famous tackles in Orange Bowl history, stopping Alabama's Joe Namath at the goal line on fourth-and-inches to preserve UT's 21-17 decision. Nobis was a two-time All-American in 1964 and '65, averaged nearly 20 tackles per game and won the Outland Trophy and Maxwell Award as a senior."

No. 57 | Ricky Williams | RB | 1995-98

"After Williams surprised nearly everyone by announcing he would return for his senior season, instead of entering the NFL draft, newly hired Longhorns coach Mack Brown said, "We have just had a successful recruiting class. This is our first signee. He's the best football player in the country returning next year." Williams was exactly that during the 1998 season, winning the Heisman Trophy, Maxwell Award and Walter Camp Player of the Year Award. He left Texas as the NCAA's all-time leading rusher with 6,279 yards and posted three consecutive 1,000-yard seasons. He set 21 NCAA records, including all-purpose yards (7,206) and rushing touchdowns (72). The two-time unanimous All-American is the only player in FBS history with consecutive 300-yard rushing games."

No. 75 | Bobby Layne | QB | 1944-47

"Layne was so good as a freshman at Texas that another heralded recruit, future Pro Football Hall of Famer Y.A. Tittle, transferred to LSU after only two weeks of preseason camp. Layne led the Longhorns to within one point of a Southwest Conference title as a freshman and returned from the Merchant Marines the next season to win an SWC championship. In the 1946 Cotton Bowl, Layne completed 11 of 12 passes, rushed for three touchdowns, passed for two and caught another one in a 40-27 victory over Missouri. As a senior, he guided UT to a 10-1 record and 27-0 shutout of Alabama in the Sugar Bowl."

No. 81 | Vince Young | QB | 2003-05

"Young won his final 20 games at Texas but is synonymous for one moment in time: his fourth-down touchdown run with 19 seconds left in a 41-38 victory over USC in the 2006 Rose Bowl, which gave the Longhorns their first national title in 35 years. It was one of the greatest individual performances in the sport's history: 267 passing yards and 200 rushing yards to end USC's 34-game winning streak and deny the Trojans a third straight national title. In 2005, Young became the first FBS player to throw for more than 3,000 yards and rush for more than 1,000 yards in a season. He finished as the Heisman runner-up. A year earlier, he was the Rose Bowl MVP after running for 192 yards and four touchdowns while passing for 180 yards and another score in a 38-37 win over Michigan."

'YOU SEE US DIFFERENTLY'

- In advance of the 2020 football season, the Big 12 Conference released its public service announcement (PSA), You See Us Differently. In an ongoing effort to confront racism and social injustice, Big 12 student-athletes lent their voices to a series of 30- and 60-second ads.
- Since May, the Big 12 and its member institutions have worked to create, administer and execute a multi-faceted diversity and inclusion plan. Beyond the PSA campaign, other activities include:
 - Chief Diversity Officers: Comprised of senior campus executives representing each of the 10 member institutions to enhance the experience of black student-athletes.
 - Black Student-Athlete Council: One male and one female student-athlete from each campus works hand-in-hand with the Chief Diversity Officer on diversity and inclusion efforts and programs.
 - Voter Registration: Development of a voter registration program with built-in accountability mechanisms and resources that ensure student-athletes have every opportunity to cast a ballot.
 - Internship Program: Initiating a new program that pairs student-athletes of color with corporate opportunities.
 - Uniforms: Option for teams to include a Conference approved and uniformed social justice/unity game-jersey patch or helmet sticker, and slogans on warm-up shirts. Additionally, a Big 12-branded unity helmet sticker will also be featured.
 - Unity Messages: Each campus will incorporate a Unity Message into its pre-game run of show. Messages can include PA announcements, and student-athlete videos, which will run prior to the start of competition.
 - Over 40 football student-athletes are featured in the You See Us Differently spots. These ads will run during broadcast of Big 12 Conference controlled inventory on ESPN/ABC and FOX platforms, and Big 12 Now on ESPN+.

LONGHORNS IN THE NFL

- The Texas Football program has 31 former players on NFL rosters, including five from its 2019 team.
- Of the 31 Longhorns on rosters this season, four have been selected to the Pro Bowl at least once.
- During Tom Herman's stint as Texas head coach, the Longhorns have had nine players picked in the NFL Draft, including three in 2020. That ranks as UT's best three-year stretch of producing NFL Draft talent since 10 Longhorns were drafted from 2011-13.
- In 2020, the Miami Dolphins selected Brandon Jones with the 70th overall pick (third round) and made him the first Longhorn off the board. WR Devin Duvernay was selected by the Baltimore Ravens with the 92nd overall pick (third round). WR Collin Johnson was selected by the Jacksonville Jaguars with the 165th overall pick (fifth round).
- Duvernay and Johnson's selections marked the first time Texas had two offensive players selected in the same draft since 2010, when WR Jordan Shipley and QB Colt McCoy were taken with back-to-back picks in the third round.
- The trio's teammates, DL Malcolm Roach and OL Zach Shackelford, signed with the New Orleans Saints and Tampa Bay Buccaneers, respectively, as undrafted free agents following the 2020 NFL Draft.
- All five Longhorns to join the NFL in the spring were team captains at Texas last season. Duvernay, Johnson, Jones and Roach all made their team's respective 53-man rosters this fall.

LONGHORNS IN THE NFL

ACTIVE	TEAM
Calvin Anderson	Denver Broncos
Andrew Beck	Denver Broncos
Kris Boyd	Minnesota Vikings
Malcolm Brown	Los Angeles Rams
Malcom Brown	New Orleans Saints
Michael Dickson	Seattle Seahawks
Quandre Diggs	Seattle Seahawks
Devin Duvernay	Baltimore Ravens
DeShon Elliott	Baltimore Ravens
Poona Ford	Seattle Seahawks
D'Onta Foreman	Tennessee Titans
Marquise Goodwin #	Philadelphia Eagles
Jordan Hicks	Arizona Cardinals
Holton Hill	Minnesota Vikings
Trey Hopkins	Cincinnati Bengals
Lil' Jordan Humphrey^	New Orleans Saints
Malik Jefferson	Los Angeles Chargers
Collin Johnson	Jacksonville Jaguars
Marcus Johnson	Indianapolis Colts
Brandon Jones	Miami Dolphins
P.J. Locke III^	Denver Broncos
Colt McCoy	New York Giants
Alex Okafor	Kansas City Chiefs
Charles Omenihu	Houston Texans
Adrian Phillips	New England Patriots
Hassan Ridgeway	Philadelphia Eagles
Malcolm Roach	New Orleans Saints
Zach Shackelford^	Tampa Bay Buccaneers
Geoff Swaim	Tennessee Titans
Justin Tucker	Baltimore Ravens
Kenny Vaccaro	Tennessee Titans
Connor Williams	Dallas Cowboys

HEAD COACHES	TEAM
Kyle Shanahan	San Francisco 49ers

ASSISTANT COACHES	TEAM
Jerry Gray	Green Bay Packers
Richard Hightower	San Francisco 49ers

opted out of 2020 season // ^ practice squad
List last updated on Sunday, Dec. 20

HERMAN'S UT NFL DRAFT PICKS

Name	Pos.	Team	Round	Year
Kris Boyd	DB	Vikings	7th	2019
Michael Dickson	P	Seahawks	5th	2018
Devin Duvernay	WR	Ravens	3rd	2020
DeShon Elliott	DB	Ravens	6th	2018
Malik Jefferson	LB	Bengals	3rd	2018
Collin Johnson	WR	Jaguars	5th	2020
Brandon Jones	DB	Dolphins	3rd	2020
Charles Omenihu	DL	Texas	5th	2019
Connor Williams	OL	Cowboys	2nd	2018

COACHING STAFF

TOM HERMAN



HEAD COACH



A Texas Ex and former University of Texas graduate assistant with deep ties to the state of Texas, Tom Herman was named the 30th Head Football Coach at The University of Texas on Nov. 26, 2016. He is in his fourth season at UT in 2020 and his sixth season overall as a head coach.

He has amassed 31 wins at Texas so far, and the 25 in his first three seasons are the third-most by any head coach in their first three seasons at UT. Herman's 25-15 record in that span is also a nine-win improvement on Texas' record from the three years prior to his arrival (16-21) in Austin. That ranks as the second-best improvement by a Longhorn head coach during his first three seasons in charge (12 wins, Darrell Royal - 1957-59).

Herman led the Longhorns to a 8-5 mark in 2019, marking his third-straight winning season at the helm in Austin. The Texas head coach has led his teams to bowl games in all three seasons at UT and in all five seasons overall as a head coach. Nine Longhorns earned All-Big 12 recognition under Herman in 2019 with WR Devin Duvernay and OL Zach Shackelford both collecting first-team honors. DB Brandon Jones and OL Samuel Cosmi both were named second-team performers.

QB Sam Ehlinger became only the third Longhorn to surpass 4,000 yards of total offense in a season, joining Longhorn Legends Vince Young (2005) and Colt McCoy (2008) in that exclusive club. Ehlinger has totaled 39 touchdowns in 2019, the third-most in school history. The offense ranked 17th nationally in scoring offense, 14th in total offense and converted third downs at the seventh-best rate of any team in the FBS.

Texas surrendered the fewest turnovers of any Big 12 team. The Horns also were a top-10 team offensively in the red zone. On defense, the Longhorns stuffed opponents on fourth down and turned opponents over 19 times. UT's plus-five turnover margin ranked 33rd nationally and the Longhorns were a top-20 team in the country defensively on fourth downs.

In 2018, Herman led his Longhorns to a 10-4 mark, Sugar Bowl victory and a Big 12 Championship Game appearance in just his second season at the helm. The 2019 Allstate Sugar Bowl marked Herman's second appearance in a NY6 Bowl Game in just four seasons. DE Charles Omenihu was named Big 12 Defensive Lineman of the Year, while S Caden Sterns was UT's seventh all-time Big 12 Defensive Freshman of the Year. In total, 18 Longhorns garnered All-Big 12 recognition, including four on the first team. In all, 10 players went on to an NFL opportunity, including draft picks Omenihu and CB Kris Boyd.

QB Sam Ehlinger became the only player in UT history to pass for at least 25 touchdowns and rush for at least 15 in a season, while the Longhorns controlled the ball and kept it secure in 2018. The offense ranked 22nd in the nation in time of possession despite playing in the fast-paced Big 12, along with being 12th in total first downs. Texas was also tied for 15th in turnover margin at plus-nine, and tied for fourth in turnovers lost with just 11. The offense had a stretch of 295 total plays, including three straight full games without a turnover, leading to a total of five turnover free games for the season. On defense, Texas continued in its strengths of strong red zone defense, ranking 17th nationally, and stopping the run, allowing just 131.4 yards per game to rank 28th.

In his first season at Texas, Herman guided the Longhorns to a 7-6 record and a victory in the Academy Sports + Outdoors Texas Bowl over Missouri. Both P Michael Dickson and S DeShon Elliott were named unanimous All-Americans, with Dickson becoming UT's first-ever winner of the Ray Guy Award.

Seven players were named All-Big 12 and 14 were named to the Academic All-Big 12 teams. Linebacker Malik Jefferson was named Big 12 Conference Co-Defensive Player of the Year, defensive lineman Poona Ford was named the Big 12 Conference's Defensive Lineman of the Year, and punter Michael Dickson was named Big 12 Conference Special Teams Player of the Year for the second straight season. Elliott joined the trio of players of the year as a unanimous first team All-Big 12 selection.

Texas was stout defensively, finishing third nationally in third-down defense (.271) and seventh nationally in fourth-down defense (.300). The Longhorns finished eighth nationally in rushing defense (106.8 ypg) and 41st in total defense (365.6), after finishing the 2016 season 76th and 94th, respectively. UT had eight non-offensive touchdowns (five interceptions, two fumble returns, one punt return) in 2017 after not recording any during the previous season.

Herman saw 12 players earn an opportunity in the NFL following his first season, including four Longhorns being selected in the 2018 NFL Draft. Offensive lineman Connor Williams was taken in the second round by the Dallas Cowboys, Jefferson went in the third round to the Cincinnati Bengals, Dickson was selected in the fifth round by the Seattle Seahawks and Elliott was drafted by the Baltimore Ravens in the sixth round.

Herman came to Texas after compiling a 22-4 record in two seasons at Houston, the fourth-best record in the FBS in that span. His first season as head coach at Texas will mark his 14th spent in the state of Texas out of 20 years coaching on the collegiate level. That includes his time as a graduate assistant at UT (1999-2000), where he earned a master's degree in education.

Following his first season at UH, Herman was named a finalist for the Eddie Robinson and Bear Bryant Coach of the Year Awards, while also being chosen as the Football Writers Association of America's First-Year Coach of the Year and the American Athletic Conference's Co-Coach of the Year.

THE HERMAN FILE

PERSONAL

Hometown Simi Valley, California
 College Cal Lutheran (1997), Texas (2000)
 Wife Michelle
 Children Priya, TD, Maverick

YEAR-BY-YEAR

AS HEAD COACH

Year	School	Record	Postseason
2020	Texas	6-3	Alamo Bowl
2019	Texas	8-5	Alamo Bowl
2018	Texas	10-4	Sugar Bowl
2017	Texas	7-6	Texas Bowl
2016	Houston	9-3	Las Vegas Bowl*
2015	Houston	13-1	Peach Bowl
CAREER RECORD (6th season)			53-22 (.707)
BOWL RECORD			4-0 (1.000)

*Did not coach in Las Vegas Bowl

AS ASSISTANT COACH

Year	School (Position)	Postseason
2014	Ohio State (OC/QBs)	CFP National Champions
2013	Ohio State (OC/QBs)	Orange Bowl
2012	Ohio State (OC/QBs)	
2011	Iowa State (OC/QBs)	Pinstripe Bowl
2010	Iowa State (OC/QBs)	
2009	Iowa State (OC/QBs)	Insight Bowl
2008	Rice (OC/QBs)	Texas Bowl
2007	Rice (OC/QBs)	
2006	Texas State (OC/QBs)	
2005	Texas State (OC/QBs)	FCS Semifinals
2004	Sam Houston State (ST/WRs)	FCS Semifinals
2003	Sam Houston State (ST/WRs)	
2002	Sam Houston State (ST/WRs)	
2001	Sam Houston State (ST/WRs)	FCS Quarterfinals
2000	Texas (Offensive GA)	Holiday Bowl
1999	Texas (Offensive GA)	Orange Bowl
1998	Texas Lutheran (WRs)	

RECORD BY OPPONENT

Opponent	Overall	At Texas
Baylor	3-1	3-1
Central Florida (UCF)	2-0	0-0
Cincinnati	2-0	0-0
Colorado	0-0	0-0
Connecticut	1-1	0-0
Florida State	1-0	0-0
Georgia	1-0	1-0
Iowa State	2-2	2-2
Kansas	3-0	3-0
Kansas State	4-0	4-0
Lamar	1-0	0-0
Louisiana Tech	1-0	1-0
Louisville	2-0	0-0
LSU	0-1	0-1
Maryland	0-2	0-2
Memphis	1-1	0-0
Missouri	1-0	1-0
Navy	1-1	0-0
Oklahoma	2-4	1-4
Oklahoma State	2-2	2-2
Rice	1-0	1-0
San Jose State	1-0	1-0
Southern California (USC)	1-1	1-1
Southern Methodist (SMU)	1-1	0-0
TCU	1-3	1-3
Temple	1-0	0-0
Tennessee Tech	1-0	0-0
Texas State	2-0	0-0
Texas Tech	3-1	3-1
Tulane	2-0	0-0
Tulsa	3-0	1-0
Utah	1-0	1-0
UTEP	1-0	1-0
Vanderbilt	1-0	0-0
West Virginia	3-1	3-1
OVERALL	53-22	31-18
BOWL GAMES	4-0	3-0

COACHING STAFF

THE HERMAN FILE (CONT.)

Herman's Record When	As Head Coach	At Texas
Overall.....	53-22	31-18
Conference.....	34-17	23-13
Non-conference.....	19-5	9-5
Home.....	30-7	16-7
Away.....	17-11	11-7
Neutral.....	6-4	4-4
Day game.....	25-17	17-14
Night game.....	28-2	14-1
vs. unranked teams.....	38-12	23-8
vs. Top 25 teams.....	15-10	9-10
vs. Top 20 teams.....	12-10	7-10
vs. Top 15 teams.....	8-10	4-10
vs. Top 10 teams.....	6-5	3-5
vs. Top 5 teams.....	3-3	1-3
Scoring first.....	37-6	20-5
Opponent scores first.....	16-16	11-13
Leading after 1st quarter.....	32-3	19-3
Trailing after 1st quarter.....	14-13	9-10
Tied after 1st quarter.....	7-6	3-5
Leading at halftime.....	44-4	28-4
Trailing at halftime.....	6-15	3-12
Tied at halftime.....	3-3	0-2
Leading after 3rd quarter.....	46-6	27-6
Trailing after 3rd quarter.....	4-15	2-11
Tied after 3rd quarter.....	3-1	2-1
Overtime.....	3-3	3-3
Less than 100 rushing yards.....	4-7	0-6
Rushing for 100+ yards.....	48-15	30-12
Rushing for 150+ yards.....	40-3	23-3
Rushing for 200+ yards.....	24-0	11-0
Less than 200 passing yards.....	9-0	6-0
Passing for 200+ yards.....	43-22	24-18
Passing for 300+ yards.....	15-8	8-6
Passing for 400+ yards.....	2-2	1-1
Less than 300 total yards.....	3-2	2-2
300+ yards of total offense.....	49-18	28-15
400+ yards of total offense.....	36-12	20-10
500+ yards of total offense.....	18-3	8-2
600+ yards of total offense.....	9-1	5-0
Outgaining opponent.....	44-5	26-2
Outgained by opponent.....	9-16	5-15
Held to 19 points or less.....	3-5	3-3
Scoring 20+ points.....	49-16	27-14
Scoring 30+ points.....	41-8	20-6
Scoring 40+ points.....	24-5	14-3
Scoring 50+ points.....	10-0	5-0
Game decided by 1-9.....	19-16	14-13
Game decided by 10-19.....	13-5	8-5
Game decided by 20+.....	21-1	9-0

Herman became just the fourth head coach in NCAA history with at least 13 wins in a rookie season, joining Chris Petersen (Boise State - 2006), George Woodruff (Penn - 1892) and Walter Camp (Yale - 1888), and just the fifth head coach in NCAA history to win the first 10 games of his career, joining Petersen, Larry Coker (Miami - 2001), Woodruff and Camp in accomplishing the feat.

He led the Cougars to their first New Year's Bowl in 30 years, its second 13-win season in program history and its 11th conference championship in program history by claiming the inaugural AAC Championship. He led all FBS coaches in their first year with a program with 13 wins as Houston finished third nationally with a 92.9 winning percentage at 13-1.

With a 38-24 win over No. 9 Florida State in the Chick-fil-A Peach Bowl, Herman joined College Football Hall of Famer Bill Yeoman as just the second coach in Houston history with a win in one of the New Year's Six bowls and the second with a bowl victory over a top-10 opponent. Houston ended the 2015 season ranked No. 8 in the Associated Press and USA Today Coaches polls, its highest finish since ranking No. 5 in 1979, and just the sixth time in program history to finish in the top 10.

Houston was one of just two schools nationally to play at least four ranked opponents in 2015 and remain undefeated in those contests, while it was one of eight teams nationally with at least four wins against ranked opponents. Three of those wins came by double-digits, the fourth-best total in the nation.

Ranking 10th in scoring offense (40.4 points per game) and 21st in scoring defense (20.7 points per game), Houston was the only program in the nation to rank in the top 10 in scoring offense and the top 25 in scoring defense. UH ranked fifth nationally with an average margin of victory of 19.7 points per game. The Cougars ranked eighth nationally in rushing defense, allowing just 108.9 yards per game, while ranking 13th in rushing offense with an average of 235.8 yards per game. Houston was the only team in the nation to rank in the top 13 in both categories. In 2016, Herman guided his program to a 9-3 record, including wins over No. 3 Oklahoma and No. 3 Louisville. Houston became the first program nationally to defeat two top-five teams. Herman's Cougars join Alabama as the only two teams in the nation with double-digit wins over two top-10 teams this season.

Houston ranked as one of the most efficient and disciplined teams in the country under Herman, as their offense ranked 34th and the defense 15th when he was hired by the Longhorns.

In the regular season, Houston's offense ranked 15th in third down conversions, sixth in completion percentage, ninth in first downs and 21st in scoring offense in 2016. Ward, Jr. led the Cougars offense, as he was named a semifinalist for both the Davey O'Brien Award and The Earl Campbell Tyler Rose Award. He finished the regular season with 3,328 passing yards and 518 rushing yards. He was 294-of-435 (67.6%) passing, ranking in the top-12 nationally in completion percentage, completions per game and passing yards. He had 31 total touchdowns in 12 games. For his career, Ward is fifth in Houston history with 8,202 passing yards, 52 touchdown passes and 699 completions.

Defensively, Houston featured the nation's third-ranked rush defense in addition to the nation's 15th-best defense in total yards allowed. The Cougars were third nationally with five defensive touchdowns on the season and allowed just 22.6 points per game in 12 regular season contests. They also ranked as one of the nation's best in bringing pressure, ranking in the top-20 in sacks (13th) and tackles for loss (19th). Freshman DT Ed Oliver, an All-American, was sixth nationally with 19.5 tackles for loss. He added seven quarterback hurries and led all defensive linemen nationally with his nine pass breakups. LB Steven Taylor, the Cougars leading tackler, ranked 26th nationally with 8.5 sacks. As a team, Houston finished the regular season with 90 tackles for loss and 37 sacks.

Prior to his arrival at Houston, Herman helped develop record-setting and explosive offenses in each of his 10 seasons as an offensive coordinator and quarterbacks coach at Ohio State where he won the 2014 Broyles Award as the nation's top assistant coach. He helped the Buckeyes win the 2015 College Football Championship (following the 2014 season) with third-string quarterback Cardale Jones under center in wins over Alabama and Oregon, and a Big Ten Championship win over Wisconsin.



COACHING STAFF

Herman's 2014 Ohio State offense finished the season ranked fifth in scoring offense at 44.8 points per game and ninth in total offense at 511.6 yards per game despite losing Heisman Trophy candidate quarterback Braxton Miller prior to the season. With freshman J.T. Barrett taking over the reins, Herman molded the quarterback into a formidable leader who finished fifth in the Heisman Trophy voting and was named a FWA Freshman All-American.

The Buckeyes claimed the 2014 Big Ten Championship with a 59-0 win over Wisconsin as Herman's offense rolled to 558 total yards with Jones under center after an injury to Barrett in the regular-season finale.

The offense continued to roll in Ohio State's 42-35 College Football Playoff semifinal win over Alabama. Facing a defense that entered the game ranked fourth nationally in scoring defense at 16.6 points per game, Herman's offense exploded for 42 points and 537 total yards. The balanced attack yielded 256 passing yards and 281 rushing yards.

In the championship game against Oregon, Herman's offense piled up 538 total yards with 242 through the air and 296 on the ground in a 42-20 win. The 42 points marked the most scored on Oregon during the 2014 season.

Herman's quarterbacks in 2014 ranked second nationally with a team passing efficiency rating of 167.72, while Barrett was second nationally with a rating of 169.8 and sixth nationally with an Ohio State record 34 passing touchdowns while also adding 11 touchdowns on the ground for a Big Ten record of 45 touchdowns responsible for. The Buckeyes' offense was sixth nationally with an average of 6.98 yards per play and second nationally with 46 plays of 30 yards or longer and 17 plays of 50 yards or longer.

Barrett, the Big Ten's 2014 Griese-Brees Quarterback of the Year, was one of four offensive players to receive All-Big Ten honors in 2014 and was the third to receive a major Big Ten award under Herman's leadership as Carlos Hyde was named the 2013 Ameche-Dayne Running Back of the Year and Miller was named the Graham-George Offensive Player of the Year and the Griese-Brees Quarterback of the Year in both 2012 and 2013.

After leading the Big Ten in scoring in 2012 at 37.2 points per game and ranking 10th nationally in rushing at nearly 250 yards per game, Ohio State's offense under Herman went to a new level in 2013, ranking third nationally in scoring at 45.5 ppg and fifth in rushing at 308.6 ypg.

The Buckeyes were successful through the air as well. Among the 12 single season records to fall in 2013 were most touchdown passes (38) with top-five school totals in passing yards (2,846), attempts (368) and completions (238). Additional records were set in rushing yards in a season (4,321 yards, which also is a Big Ten Conference record), most total touchdowns (82) and most total offensive yards (7,167), yards per play (7.1) and yards per game (511.9).

Miller finished fifth and ninth in the Heisman Trophy voting in 2012 and 2013, respectively. Additionally, he set the school record for total offense and was a finalist for the Davey O'Brien and Manning Awards in 2012 and in 2013 he led the Big Ten in passing efficiency.

Herman, who was named the 2013 Rivals.com Big Ten Recruiter of the Year and national Top 25 recruiter, arrived in Columbus after spending three years as the offensive coordinator and quarterbacks coach at Iowa State.

During his time at Iowa State from 2009-11, Herman's well-balanced offense was very evident as Iowa State quarterback Austen Arnaud ended his career as the Cyclones' No. 2 all-time leading passer with 6,777 yards and 42 touchdown passes, while running back Alexander Robinson finished his Iowa State career as the Cyclones' fourth all-time leading rusher with 3,309 yards.

Herman spent 2007 and 2008 as offensive coordinator at Rice before heading to Iowa State. During his two seasons with the Owls, his offenses broke over 40 school records and, in his second season, the Owls won 10 games and went to a bowl for the first time since 1954.

Rice ranked in the Top 10 nationally in 2008 in passing offense (fifth; 327.8), scoring offense (t-eighth; 41.6) and total offense (10th; 472.3). Two Rice receivers had more than 1,300 yards receiving that year. Tight end James Casey had 111 catches and quarterback Chase Clement was named Conference USA MVP.

Rice's spread attack completed nearly two-thirds (65.6%) of its passes, and its touchdown-to-interception ratio of 48-to-7 was an NCAA FBS best. The quick-strike Owls had 30 scoring drives of five plays or less in 2008 and 31 scoring marches of less than two minutes.

Prior to Rice, Herman directed offensive attacks for two years (2005-06) at Texas State, where Bobcat squads led the Southland Conference in total offense. The 2005 Texas State club was eighth nationally in scoring and made a run to the FCS semifinals in the school's first appearance in the Division 1-AA playoffs. Herman also worked four years (2001-04) as an assistant coach at Sam Houston State as special teams coordinator and wide receivers coach, helping them to a pair of conference titles and trips to the FCS semifinals and quarterfinals.

The job with SHSU was his first after his time as a graduate assistant at Texas, where he assisted with the offensive line on the Longhorns' Cotton and Holiday Bowl teams. He received his coaching start in 1998 as a wide receivers coach at Texas Lutheran.

Herman was born in Cincinnati and still has family there. He was raised in Simi Valley, Calif., and he played collegiately as an all-conference wide receiver at California Lutheran, graduating in 1997 with a degree in business administration. He received a master's in education from the University of Texas in 2000.

Herman and his wife, Michelle, have a daughter, Priya, and two sons, TD and Maverick.



COACHING STAFF



CHRIS ASH
Defensive Coordinator
(Safety)



JAY BOULWARE
Associate HC for ST
(Tight Ends)



ANDRE COLEMAN
Assistant Coach
(Wide Receivers)



STAN DRAYTON
Associate Head Coach
(Run Game Coord./RBs)



OSCAR GILES
Assistant Coach
(Defensive Line)



MARK HAGEN
Associate HC for Def.
(Defensive Line)



HERB HAND
Co-Offensive Coord.
(Offensive Line)



COLEMAN HUTZLER
Co-Defensive Coord.
(Linebackers)



JAY VALAI
Assistant Coach
(Cornerbacks)



MIKE YURCICH
Offensive Coordinator
(Quarterbacks)



YANCY MCKNIGHT
Head Strength &
Conditioning Coach

TOM HERMAN SUPERLATIVES (AT TEXAS)

OFFENSE

MOST POINTS SCORED

Opponent	Points	Date
1. at Kansas State	69	12/5/2020
2. at Texas Tech	63	9/26/2020
3. UTEP	59	9/12/2020
4. San Jose State	56	9/9/2017
5. Kansas	50	10/19/2019

MOST FIRST DOWNS

Opponent	First Downs	Date
1. Kansas	33	10/19/2019
2. San Jose State	32	9/9/2017
Kansas State	32	10/7/2017
4. LSU	30	9/7/2019
5. Texas Tech	29	11/29/2019

MOST RUSHING ATTEMPTS

Opponent	Attempts	Date
1. San Jose State	59	9/9/2017
2. at Iowa State	52	9/28/2017
3. vs. Georgia	49	1/1/2019
4. at Texas Tech	48	9/26/2020
at Texas Tech	48	11/10/2018
USC	48	9/15/2018
Texas Tech	48	11/29/2019

MOST RUSHING YARDS

Opponent	Yards	Date
1. San Jose State	406	9/9/2017
2. at Kansas State	334	12/5/2020
3. Texas Tech	262	11/29/2019
4. Tulsa	241	9/8/2018
5. Kansas	239	10/19/2019

MOST RUSHING TOUCHDOWNS

Opponent	Touchdowns	Date
1. at Kansas State	7	12/5/2020
2. San Jose State	6	9/9/2017
3. Texas Tech	5	11/29/2019
4. vs. Oklahoma	4	10/10/2020
at West Virginia	4	10/5/2019

MOST PASSES ATTEMPTED

Opponent	Attempts	Date
1. vs. Oklahoma	53	10/10/2020
Maryland	53	9/2/2017
2. Texas Tech	51	11/24/2017
3. Kansas State	51	10/7/2017
4. at TCU	48	10/26/2019
LSU	48	9/7/2019

MOST PASSING YARDS

Opponent	Yards	Date
1. UTEP	481	9/12/2020*
2. LSU	409	9/7/2019
3. Kansas	399	10/19/2019
4. Kansas State	380	10/7/2017
5. Maryland	375	9/2/2017

MOST YARDS OF TOTAL OFFENSE

Opponent	Yards	Date
1. UTEP	689	9/12/2020
2. Kansas	638	10/19/2019
3. San Jose State	623	9/9/2017
4. Texas Tech	610	11/29/2019
5. at Kansas State	608	12/5/2020

*Indicates school record

DEFENSE

FEWEST POINTS ALLOWED

Opponent	Points	Date
1. San Jose State	0	9/9/2017
2. UTEP	3	9/12/2020
3. at Iowa State	7	9/28/2017
at Baylor	7	10/28/2017
5. Iowa State	10	11/17/2018
vs. Utah	10	12/31/2019

FEWEST FIRST DOWNS ALLOWED

Opponent	First Downs	Date
1. San Jose State	8	9/9/2017
2. Iowa State	12	11/17/2018
at Baylor	12	10/28/2017
4. at Rice	13	9/14/2019
5. UTEP	14	9/12/2020
at Kansas	14	11/23/2018

FEWEST RUSHING ATTEMPTS ALLOWED

Opponent	Attempts	Date
1. at Iowa State	15	9/28/2017
2. USC	16	9/15/2018
3. Baylor	21	10/24/2020
3. San Jose State	23	9/9/2017
at West Virginia	23	10/5/2019

FEWEST RUSHING YARDS ALLOWED

Opponent	Yards	Date
1. USC	-5	9/15/2018
2. at Iowa State	10	9/28/2017
3. at Baylor	31	10/28/2017
4. San Jose State	42	9/9/2017
5. West Virginia	43	11/7/2020
UTEP	43	9/12/2020

FEWEST RUSHING TDS ALLOWED

Opponent	Touchdowns	Date
1. 17 times, last at Okla. State	0	10/31/2020
2. 14 times, last vs. Iowa State	1	11/27/2020
3. 13 times, last at K-State	2	12/5/2020
4. 3 times, last vs. TCU	3	10/3/2020
5. vs. Oklahoma	4	10/10/2020
Maryland	4	9/2/2017

FEWEST PASS ATTEMPTS ALLOWED

Opponent	Attempts	Date
1. Maryland	15	9/2/2017
2. vs. Utah	23	12/31/2019
Kansas State	23	10/7/2017
at Rice	23	9/14/2019
5. at Kansas State	25	9/29/2018

FEWEST PASSING YARDS ALLOWED

Opponent	Yards	Date
1. at Kansas State	110	9/29/2018
2. vs. Utah	126	12/31/2019
3. San Jose State	129	9/9/2017
4. Iowa State	148	11/17/2018
5. at Kansas	159	11/23/2018

FEWEST YARDS OF TOTAL OFFENSE ALLOWED

Opponent	Yards	Date
1. San Jose State	171	9/9/2017
2. Iowa State	210	11/17/2018
3. at Kansas State	217	9/29/2018
4. UTEP	233	9/12/2020
5. at Baylor	249	10/28/2017

MISC.

LARGEST MARGIN OF VICTORY (ALL)

Opponent	Difference	Date
1. UTEP	56	9/12/2020
San Jose State	56	9/9/2017
3. at Kansas State	38	12/5/2020
4. at Rice	35	9/14/2019
5. Louisiana Tech	31	8/31/2019
at Baylor	31	10/28/2017

LARGEST MARGIN OF VICTORY (BIG 12)

Opponent	Difference	Date
1. at Kansas State	38	12/5/2020
2. at Baylor	31	10/28/2017
3. Texas Tech	25	11/29/2019
4. Kansas	15	11/11/2017
TCU	15	9/22/2018

LARGEST MARGIN OF VICTORY (RANKED)

Opponent (Rank)	Difference	Date
1. vs. Utah (No. 11)	28	12/31/2019
2. USC (No. 22)	23	9/15/2018
3. TCU (No. 17)	15	9/22/2018
4. at West Virginia (No. 24)	14	11/18/2017
Iowa State (No. 18)	14	11/17/2018

LONGEST SCORING DRIVES (BY TIME)

Opponent	Time	Date
1. at Texas Tech	8:10	11/10/2018
2. at Oklahoma State	7:49	10/31/2020
3. LSU	7:17	9/7/2019
4. Kansas State	6:45	11/9/2019
5. at Iowa State	6:43	11/16/2019

LONGEST SCORING DRIVES (BY PLAYS)

Opponent	Plays	Date
1. LSU	19	9/7/2019
2. at Texas Tech	18	11/10/2018
3. San Jose State	16	9/9/2017
4. at Oklahoma State	15	10/31/2020
at Iowa State	15	11/16/2019

FASTEST SCORING DRIVES (BY TIME)

Opponent	Time	Date
1. at Kansas State	0:01	12/5/2020
2. at Kansas State	0:04	12/5/2020
3. TCU	0:05	9/22/2018
4. Texas Tech	0:06	11/24/2017
5. at Kansas State	0:07	12/5/2020
at Maryland	0:07	9/1/2018

FASTEST SCORING DRIVES (BY PLAYS)

Opponent	Plays	Date
1. at Kansas State	1 (x3)	12/5/2020
UTEP	1	9/12/2020
vs. Utah	1	12/31/2019
Texas Tech	1	11/29/2019
TCU	1	9/22/2018
at Maryland	1	9/1/2018
Texas Tech	1	11/24/2017
Kansas	1	11/11/2017
at Baylor	1	10/28/2017
12. Eight times, last vs. Utah	2	12/23/2019

HIGHEST TIME OF POSSESSION

Opponent	TOP	Date
1. at Iowa State	40:31	9/28/2017
2. San Jose State	38:59	9/9/2017
3. at West Virginia	36:04	10/5/2019
4. vs. Missouri	35:15	12/29/2017
5. Iowa State	35:13	11/17/2018

2020 NUMERICAL ROSTER

NO	NAME	POS	HT	WT	CL-EX	HOMETOWN (PREVIOUS SCHOOL)	NO	NAME	POS	HT	WT	CL-EX	HOMETOWN (PREVIOUS SCHOOL)
0	Tarik Black	WR	6-3	217	Sr-TR	Hamden, Conn. (Cheshire Academy/Michigan)	40	Ayodele Adeoye	LB	6-1	251	So.-1L	St. Louis, Mo. (IMG Academy [Fla.])
0	DeMarvion Overshown	LB	6-4	217	Jr.-2L	Arp, Texas (Arp)	40	Jack Geiger	P	5-11	205	Sr.-SQ	San Jose, Calif. (Bellarmine)
1	Chris Adimora	DB	6-1	214	So.-1L	Lakewood, Calif. (Mayfair)	41	Jaylan Ford	LB	6-2	223	Fr.-HS	Frisco, Texas (Lone Star)
1	Hudson Card	QB	6-2	193	Fr.-HS	Austin, Texas (Lake Travis)	42	Marqez Bimage	DL	6-2	251	Sr.-3L	Brenham, Texas (Brenham)
2	Roschon Johnson	RB	6-2	227	So.-1L	Port Neches, Texas (Port Neches-Groves)	42	Nathan Hatter	TE	6-2	265	Fr.-RS	Leander, Texas (Glenn)
3	Jalen Green	DB	6-1	197	Jr.-2L	Houston, Texas (Heights)	43	Zach Edwards	DS	5-11	209	So.-SQ	Azle, Texas (Azle/Oklahoma)
3	Ja'Quinden Jackson	QB	6-2	232	Fr.-HS	Dallas, Texas (Duncanville)	43	Chris Hannon	JACK	6-2	229	Fr.-RS	Houston, Texas (Second Baptist)
4	Xavion Alford	DB	6-0	190	Fr.-HS	Pearland, Texas (Shadow Creek)	44	Tannahill Love	DB	5-11	213	Fr.-RS	Fort Worth, Texas (All Saints)
4	Jordan Whittington	WR	6-1	209	Fr.-RS	Cuero, Texas (Cuero)	44	Tyler Owens	DB	6-2	205	So.-1L	Plano, Texas (Plano East)
5	D'Shawn Jamison	DB	5-10	184	Jr.-2L	Houston, Texas (Lamar)	45	Vernon Broughton	DL	6-4	290	Fr.-HS	Houston, Texas (Cypress Ridge)
5	Bijan Robinson	RB	6-0	222	Fr.-HS	Tucson, Ariz. (Salpointe)	45	Peter Mpagi	DL	6-5	260	Fr.-RS	Sugar Land, Texas (George Ranch)
6	Juwan Mitchell	LB	6-1	230	Jr.-1L	Newark, N.J. (Mater Dei/Butler C.C.)	46	Joseph Ossai	JACK	6-4	253	Jr.-2L	Conroe, Texas (Oak Ridge)
6	Joshua Moore	WR	6-1	169	So.-1L	Yoakum, Texas (Yoakum)	47	Luke Brockermeyer	LB	6-3	226	So.-1L	Fort Worth, Texas (All-Saints Episcopal)
7	Jake Smith	WR	6-0	200	So.-1L	Scottsdale, Ariz. (Notre Dame Prep)	47	Chandler Kelehan	DS	6-1	195	So.-SQ	Marshall, Texas (Marshall)
7	Caden Sterns	DB	6-1	207	Jr.-2L	Cibola, Texas (Steele)	48	Jake Ehlinger	LB	5-11	227	Fr.-RS	Austin, Texas (Westlake)
8	Ryan Bujcevski	P	6-0	183	Jr.-2L	Sydney, Australia (Marist Catholic College Penhurst)	49	Ta'Quon Graham	DL	6-4	294	Sr.-3L	Temple, Texas (Temple)
8	Casey Thompson	QB	6-1	197	So.-1L	Newcastle, Okla. (Newcastle)	52	Jett Bush	LB	6-2	235	So.-1L	Houston, Texas (Strake Jesuit)
9	Josh Thompson	DB	6-0	198	Jr.-3L	Nacogdoches, Texas (Nacogdoches)	52	Samuel Cosmi	OL	6-7	309	Jr.-2L	Humble, Texas (Atascocita)
9	Al'Vonte Woodard	WR	6-2	214	So.-1L	Houston, Texas (Lamar)	54	Justin Mader	DS	6-2	238	Jr.-2L	Magnolia, Texas (Magnolia)
11	Anthony Cook	DB	6-1	185	Jr.-2L	Houston, Texas (Lamar)	55	Willie Tyler	OL	6-7	335	So.-RS	Racine, Wisc. (Racine Lutheran/Iowa Western CC)
11	Sam Ehlinger	QB	6-3	225	Sr.-3L	Austin, Texas (Westlake)	57	Cort Jaquess	LB	6-1	239	Jr.-2L	San Antonio, Texas (Churchill)
13	Brennan Eagles	WR	6-4	229	Jr.-2L	Houston, Texas (Alief Taylor)	63	Troy Torres	DL	6-0	281	So.-SQ	El Paso, Texas (Bowie)
13	Marcus Tillman, Jr.	LB	6-1	240	Fr.-RS	Orlando, Fla. (Jones)	64	Michael Balis	OL	6-5	299	Fr.-RS	Plano, Texas (Plano West)
14	DaJon Harrison	WR	5-10	170	Fr.-HS	Hutto, Texas (Hutto)	65	Jake Majors	OL	6-3	313	Fr.-HS	Prosper, Texas (Prosper)
14	Kai Jarmon	WR	6-0	190	Jr.-SQ	Los Altos, Calif. (Los Altos)	66	Chad Wolf	OL	6-3	279	Fr.-RS	Austin, Texas (Lake Travis)
14	Brenden Schooler	WR	6-2	193	Sr.-TR	Dana Point, Calif. (Mission Viejo/Oregon/Arizona)	67	Tope Imade	OL	6-6	355	Sr.-1L	Arlington, Texas (Bowie)
15	Chris Brown	DB	5-11	87	Sr.-3L	Houston, Texas (Elsik)	68	Derek Kerstetter	OL	6-5	293	Sr.-3L	San Antonio, Texas (Reagan)
15	Marcus Washington	WR	6-2	191	So.-1L	St. Louis, Mo. (Trinity Catholic)	69	Andrej Karic	OL	6-4	294	Fr.-HS	Southlake, Texas (Carroll)
16	Ben Ballard	QB	5-11	200	Fr.-RS	Austin, Texas (Hyde Park Baptist)	70	Christian Jones	OL	6-6	310	So.-1L	Cypress, Texas (Cypress Woods)
16	Kelvontay Dixon	WR	6-0	180	Fr.-HS	Carthage, Texas (Carthage)	71	Logan Parr	OL	6-4	298	Fr.-HS	Helotes, Texas (O'Connor)
17	Cameron Dicker	K	6-1	204	Jr.-2L	Austin, Texas (Lake Travis)	72	Tyler Johnson	OL	6-6	324	Fr.-RS	Conroe, Texas (Oak Ridge)
17	Myles Mass	DB	5-11	184	Fr.-RS	Cypress, Texas (Cy Springs)	73	Isaiah Hookfin	OL	6-5	314	Fr.-RS	Sugar Land, Texas (Fort Bend Dulles)
18	Tremayne Prudhomme	DB	6-1	185	So.-SQ	Houston, Texas (Aldine Davis)	74	Rafiti Ghirmai	OL	6-5	291	So.-1L	Frisco, Texas (Wakeland)
18	Jared Wiley	TE	6-7	254	So.-1L	Temple, Texas (Temple)	75	Junior Angilau	OL	6-6	294	So.-1L	Salt Lake City, Utah (East)
19	Malcolm Epps	TE	6-6	244	So.-1L	Houston, Texas (Dekaney)	76	Reese Moore	OL	6-7	304	So.-SQ	Seminole, Texas (Seminole)
21	Kitan Crawford	DB	5-11	185	Fr.-HS	Tyler, Texas (John Tyler)	77	Jaylen Garth	OL	6-5	299	Fr.-HS	Port Neches, Texas (Port Neches-Groves)
21	Troy Omeire	WR	6-3	230	Fr.-HS	Sugar Land, Texas (Fort Bend)	78	Denzel Okafor	OL	6-4	317	Sr.-3L	Levittown, Texas (Levittown)
23	Jahdae Barron	DB	5-11	183	Fr.-175	Pflugerville, Texas (Connally)	79	Matt Frost	OL	6-4	256	So.-SQ	Folsom, Calif. (Folsom)
23	Jarrett Smith	RB	5-7	200	So.-SQ	Webster, Texas (Clear Brook)	80	Cade Brewer	TE	6-4	252	Sr.-3L	Austin, Texas (Lake Travis)
24	Derrian Brown	RB	5-10	180	Fr.-RS	Buford, Ga. (Buford)	81	Reese Leitao	DL	6-4	248	Jr.-2L	Jenks, Okla. (Jenks)
24	Marques Caldwell	DB	6-1	197	Fr.-RS	Alvin, Texas (Alvin)	82	Kartik Akkihal	WR	6-2	195	So.-SQ	Austin, Texas (Vandegrift)
25	B.J. Foster	DB	6-2	195	Jr.-2L	Angleton, Texas (Angleton)	83	Kai Money	WR	6-0	183	So.-SQ	South Padre Island, Texas (St. Joseph Academy)
26	Keaontay Ingram	RB	6-0	222	Jr.-2L	Carthage, Texas (Carthage)	84	Kennedy Lewis	WR	6-3	192	Fr.-RS	Melissa, Texas (Melissa)
26	Christian Tschauner	DB	5-11	186	Fr.-RS	Odessa, Texas (Permian)	85	Stacy Brown	WR	6-1	190	Fr.-HS	Killeen, Texas (Ellison)
27	Skyler Bonneau	RB	6-1	212	Fr.-SQ	Coppell, Texas (Coppell)	86	Paxton Anderson	WR	6-4	211	Fr.-HS	Dallas, Texas (Highland Park)
27	Zach Lindner	K	5-8	165	Fr.-HS	Kennett Square, Pa. (Kennett)	87	Parker Alford	WR	5-10	186	Fr.-RS	Dripping Springs, Texas (Dripping Springs)
28	Jerrin Thompson	DB	6-0	190	Fr.-HS	Lufkin, Texas (Lufkin)	88	Daniel Carson	DL	6-4	276	So.-1L	Kansas City, Mo. (Chrisman)
29	Jaden Hullaby	LB	6-2	217	Fr.-HS	Dallas, Texas (Mansfield Timberview)	89	Brayden Liebrock	TE	6-4	234	Fr.-RS	Chandler, Ariz. (Chandler)
30	Turner Symonds	DB	6-1	176	So.-SQ	Fort Worth, Texas (Fort Worth Country Day)	89	Travis West	WR	6-0	187	So.-SQ	Dallas, Texas (Woodrow Wilson)
31	Gabriel Watson	RB	6-2	219	Sr.-TR	Piedmont, Calif. (Piedmont/Sioux Falls)	90	John Lilly	DL	6-1	262	Sr.-TR	Houston, Texas (Strake Jesuit/Texas State)
32	Prince Dorbah	LB	6-3	220	Fr.-HS	Dallas, Texas (Highland Park)	91	Sawyer Goram-Welch	DL	6-4	295	Fr.-HS	Longview, Texas (Longview)
32	Daniel Young	RB	6-0	215	Sr.-3L	Houston, Texas (Westfield)	92	Myron Warren	DL	6-2	290	Fr.-RS	Many, La. (Many)
33	David Gbenda	LB	6-0	228	Fr.-RS	Katy, Texas (Cinco Ranch)	93	T'Vondre Sweat	DL	6-4	348	So.-1L	Huntsville, Texas (Huntsville)
33	Anton Simieou	RB	5-11	203	Fr.-HS	Pearland, Texas (Pearland)	95	Alfred Collins	DL	6-5	305	Fr.-HS	Bastrop, Texas (Cedar Creek)
35	Russell Hine	LB	6-2	205	Jr.-1L	Austin, Texas (Regents School)	96	Tristan Bennett	DL	6-3	235	Sr.-SQ	Irving, Texas (Ranchview)
36	Jacoby Jones	DL	6-4	264	Fr.-1L	Florissant, Mo. (McCluer North/Butler CC)	97	Patrick Bayouth	DL	6-4	273	Fr.-RS	Bellaire, Texas (Houston Episcopal)
37	Doak Wilson	DB	6-0	202	Fr.-RS	Austin, Texas (Westlake)	98	Moro Ojomo	DL	6-3	276	So.-1L	Katy, Texas (Katy)
38	Erwin Von Nacher	K	6-1	160	Fr.-HS	Monterrey, Mexico (Heartland)	99	Keondre Coburn	DL	6-2	348	So.-1L	Houston, Texas (Westfield)
39	Montrell Estell	DB	6-1	196	Jr.-2L	Hooks, Texas (Hooks)							

PRONUNCIATIONS

Ayodele Adeoye eye-oh-DEL-ee ah-DAY-oh-way
 Chris Adimora add-ih-MORE-uh
 Kartik Akkihal ahk-EE-hall
 Xavion Alford ZAY-vee-ahn AL-ford
 Junior Angilau ONG-ee-lau
 Jahdae Barron jah-DAY
 Marqez Bimage mar-KEZ BIM-ige
 Tarik Black tuh-REEK
 Vernon Broughton BRAWT-un
 Ryan Bujcevski boo-CHEV-ski
 Marques Caldwell mar-KEECE
 Keondre Coburn kee-AHN-dray
 Samuel Cosmi KOZ-mee

Kitan Crawford KEE-tuhn
 Prince Dorbah DORE-bah
 Sam Ehlinger EL-in-gurr
 Montrell Estell eh-STELL
 David Gbenda BEND-ah
 Rafiti Ghirmai GURR-meye
 Ta'Quon Graham tuh-QUAN
 DaJon Harrison DAY-zhahn
 Tope Imade toe-PAY ih-MAHD-eh
 Keaontay Ingram kee-AHN-tay
 Cort Jaquess JAY-kwiss
 Roschon Johnson ROH-shahn
 Andrej Karic AHN-dray CAR-ick

Reese Leitao LAY-toe
 Brayden Liebrock LIE-brock
 Justin Mader MAHD-er
 Peter Mpagi puh-JEE
 Moro Ojomo OH-juh-mo
 Troy Omeire oh-MEER-ee
 Joseph Ossai oh-SIGH
 DeMarvion Overshown deh-MAR-vee-on
 Bijan Robinson bee-ZAHHN
 Brenden Schooler SCHOOD-er
 T'Vondre Sweat tuh-VOHN-dray SWET
 Erwin Von Nacher vahN NACH-kerr
 Al'Vonte Woodard al-VOHN-tay

2020 ALPHABETICAL ROSTER

NO	NAME	POS	HT	WT	CL-EX	HOMETOWN (PREVIOUS SCHOOL)	NO	NAME	POS	HT	WT	CL-EX	HOMETOWN (PREVIOUS SCHOOL)
40	Ayodele Adeoye	LB	6-1	251	So.-1L	St. Louis, Mo. (IMG Academy [Fla.])	5	D'Shawn Jamison	DB	5-10	184	Jr.-2L	Houston, Texas (Lamar)
1	Chris Adimora	DB	6-1	214	So.-1L	Lakewood, Calif. (Mayfair)	14	Kai Jarmon	WR	6-0	190	Jr.-SQ	Los Altos, Calif. (Los Altos)
82	Kartik Akkihal	WR	6-2	195	So.-SQ	Austin, Texas (Vandegrift)	57	Cort Jaquess	LB	6-1	239	Jr.-2L	San Antonio, Texas (Churchill)
87	Parker Alford	WR	5-10	186	Fr.-RS	Dripping Springs, Texas (Dripping Springs)	2	Roschon Johnson	RB	6-2	227	So.-1L	Port Neches, Texas (Port Neches-Groves)
4	Xavion Alford	DB	6-0	190	Fr.-HS	Pearland, Texas (Shadow Creek)	72	Tyler Johnson	OL	6-6	324	Fr.-RS	Conroe, Texas (Oak Ridge)
86	Paxton Anderson	WR	6-4	211	Fr.-HS	Dallas, Texas (Highland Park)	70	Christian Jones	OL	6-6	310	So.-1L	Cypress, Texas (Cypress Woods)
75	Junior Angilau	OL	6-6	294	So.-1L	Salt Lake City, Utah (East)	36	Jacoby Jones	DL	6-4	264	Sr.-1L	Florissant, Mo. (McCluer North/Butler CC)
16	Ben Ballard	QB	5-11	200	Fr.-RS	Austin, Texas (Hyde Park Baptist)	69	Andrej Karic	OL	6-4	294	Fr.-HS	Southlake, Texas (Carroll)
64	Michael Balis	OL	6-5	299	Fr.-RS	Plano, Texas (Plano West)	47	Chandler Kelehan	DS	6-1	195	So.-SQ	Marshall, Texas (Marshall)
23	Jahdae Barron	DB	5-11	183	Fr.-175	Pflugerville, Texas (Connally)	68	Derek Kerstetter	OL	6-5	293	Sr.-3L	San Antonio, Texas (Reagan)
97	Patrick Bayouth	DL	6-4	273	Fr.-RS	Bellaire, Texas (Houston Episcopal)	81	Reese Leitao	DL	6-4	248	Jr.-2L	Jenks, Okla. (Jenks)
96	Tristan Bennett	DL	6-3	235	Sr.-SQ	Irving, Texas (Ranchview)	84	Kennedy Lewis	WR	6-3	192	Fr.-RS	Melissa, Texas (Melissa)
42	Marqez Bimage	DL	6-2	251	Sr.-3L	Brenham, Texas (Brenham)	89	Brayden Liebrock	TE	6-4	234	Fr.-RS	Chandler, Ariz. (Chandler)
0	Tarik Black	WR	6-3	217	Sr.-TR	Hamden, Conn. (Cheshire Academy/Michigan)	90	John Lilly	DL	6-1	262	Sr.-TR	Houston, Texas (Strake Jesuit/Texas State)
27	Skyler Bonneau	RB	6-1	212	Jr.-SQ	Coppell, Texas (Coppell)	27	Zach Lindner	K	5-8	165	Fr.-HS	Kennett Square, Pa. (Kennett)
80	Cade Brewer	TE	6-4	252	Sr.-3L	Austin, Texas (Lake Travis)	44	Tannahill Love	DB	5-11	213	Fr.-HS	Fort Worth, Texas (All Saints)
47	Luke Brockermeyer	LB	6-3	226	So.-1L	Fort Worth, Texas (All-Saints Episcopal)	54	Justin Mader	DS	6-2	238	Jr.-2L	Magnolia, Texas (Magnolia)
45	Vernon Broughton	DL	6-4	290	Fr.-HS	Houston, Texas (Cypress Ridge)	65	Jake Majors	OL	6-3	313	Fr.-HS	Prosper, Texas (Prosper)
15	Chris Brown	DB	5-11	87	Sr.-3L	Houston, Texas (Elsik)	17	Myles Mass	DB	5-11	184	Fr.-RS	Cypress, Texas (Cy Springs)
24	Derrian Brown	RB	5-10	180	Fr.-RS	Buford, Ga. (Buford)	6	Jwan Mitchell	LB	6-1	230	Jr.-1L	Newark, N.J. (Mater Dei/Butler C.C.)
85	Stacy Brown	WR	6-1	190	Fr.-HS	Killeen, Texas (Ellison)	83	Kai Money	WR	6-0	183	So.-SQ	South Padre Island, Texas (St. Joseph Academy)
8	Ryan Bujcevski	P	6-0	183	Jr.-2L	Sydney, Australia (Marist Catholic College Penshurst)	6	Joshua Moore	WR	6-1	169	So.-1L	Yoakum, Texas (Yoakum)
52	Jett Bush	LB	6-2	235	So.-1L	Houston, Texas (Strake Jesuit)	76	Reese Moore	OL	6-7	304	So.-SQ	Seminole, Texas (Seminole)
24	Marques Caldwell	DB	6-1	197	Fr.-RS	Alvin, Texas (Alvin)	45	Peter Mpagi	DL	6-5	260	Fr.-HS	Sugar Land, Texas (George Ranch)
1	Hudson Card	QB	6-2	193	Fr.-HS	Austin, Texas (Lake Travis)	98	Moro Ojomo	DL	6-3	276	So.-1L	Katy, Texas (Katy)
88	Daniel Carson	DL	6-4	276	So.-1L	Kansas City, Mo. (Chrisman)	78	Denzel Okafor	OL	6-4	317	Sr.-3L	Lewisville, Texas (Lewisville)
99	Keondre Coburn	DL	6-2	348	So.-1L	Houston, Texas (Westfield)	21	Troy Omeire	WR	6-3	230	Fr.-HS	Sugar Land, Texas (Fort Bend)
95	Alfred Collins	DL	6-5	305	Fr.-HS	Bastrop, Texas (Cedar Creek)	46	Joseph Ossai	JACK	6-4	253	Jr.-2L	Conroe, Texas (Oak Ridge)
11	Anthony Cook	DB	6-1	185	Jr.-2L	Houston, Texas (Lamar)	0	DeMarvion Overshown	LB	6-4	217	Jr.-2L	Arp, Texas (Arp)
52	Samuel Cosmi	OL	6-7	309	Jr.-2L	Humble, Texas (Atascocita)	44	Tyler Owens	DB	6-2	205	So.-1L	Plano, Texas (Plano East)
21	Kitan Crawford	DB	5-11	185	Fr.-HS	Tyler, Texas (John Tyler)	71	Logan Parr	OL	6-4	298	Fr.-HS	Helotes, Texas (O'Connor)
17	Cameron Dicker	K	6-1	204	Jr.-2L	Austin, Texas (Lake Travis)	18	Tremayne Prudhomme	DB	6-1	185	So.-SQ	Houston, Texas (Aldine Davis)
16	Kelvontay Dixon	WR	6-0	180	Fr.-HS	Carthage, Texas (Carthage)	5	Bijan Robinson	RB	6-0	222	Fr.-HS	Tucson, Ariz. (Salpointe)
32	Prince Dorbah	LB	6-3	220	Fr.-HS	Dallas, Texas (Highland Park)	14	Brenden Schooler	WR	6-2	193	Sr.-TR	Dana Point, Calif. (Mission Viejo/Oregon/Arizona)
13	Brennan Eagles	WR	6-4	229	Jr.-2L	Houston, Texas (Allief Taylor)	33	Anton Simieou	LB	5-11	203	Fr.-HS	Pearland, Texas (Pearland)
43	Zach Edwards	DS	5-11	209	So.-SQ	Azle, Texas (Azle/Oklahoma)	7	Jake Smith	WR	6-0	200	So.-1L	Scottsdale, Ariz. (Notre Dame Prep)
48	Jake Ehlinger	LB	5-11	227	Fr.-RS	Austin, Texas (Westlake)	23	Jarrett Smith	RB	5-7	200	So.-SQ	Webster, Texas (Clear Brook)
11	Sam Ehlinger	QB	6-3	225	Sr.-3L	Austin, Texas (Westlake)	7	Caden Sterns	DB	6-1	207	Jr.-2L	Cibolo, Texas (Steele)
19	Malcolm Epps	TE	6-6	244	So.-1L	Houston, Texas (Dekaney)	93	T'Vondre Sweat	DL	6-4	348	So.-1L	Huntsville, Texas (Huntsville)
39	Montrell Estell	DB	6-1	196	Jr.-2L	Hooks, Texas (Hooks)	30	Turner Symonds	DB	6-1	176	So.-SQ	Fort Worth, Texas (Fort Worth Country Day)
41	Jaylan Ford	LB	6-2	223	Fr.-HS	Frisco, Texas (Lone Star)	8	Casey Thompson	QB	6-1	197	So.-1L	Newcastle, Okla. (Newcastle)
25	B.J. Foster	DB	6-2	195	Jr.-2L	Angleton, Texas (Angleton)	28	Jerrin Thompson	DB	6-0	190	Fr.-HS	Lufkin, Texas (Lufkin)
79	Matt Frost	OL	6-4	256	So.-SQ	Folsom, Calif. (Folsom)	9	Josh Thompson	DB	6-0	198	Jr.-3L	Nacogdoches, Texas (Nacogdoches)
77	Jaylen Garth	OL	6-5	299	Fr.-HS	Port Neches, Texas (Port Neches-Groves)	13	Marcus Tillman, Jr.	LB	6-1	240	Fr.-RS	Orlando, Fla. (Jones)
33	David Gbenda	LB	6-0	228	Fr.-HS	Katy, Texas (Cinco Ranch)	63	Troy Torres	DL	6-0	281	So.-SQ	El Paso, Texas (Bowie)
40	Jack Geiger	P	5-11	205	Sr.-SQ	San Jose, Calif. (Bellarmine)	26	Christian Tschauner	DB	5-11	186	Fr.-RS	Odesa, Texas (Permian)
74	Raffiti Ghirmai	OL	6-5	291	So.-1L	Frisco, Texas (Wakeland)	55	Willie Tyler	OL	6-7	335	So.-RS	Racine, Wisc. (Racine Lutheran/Iowa Western CC)
91	Sawyer Goram-Welch	DL	6-4	295	Fr.-HS	Longview, Texas (Longview)	38	Erwin Von Nacher	K	6-1	160	Fr.-HS	Monterrey, Mexico (Heartland)
49	Ta'Quon Graham	DL	6-4	294	Sr.-3L	Temple, Texas (Temple)	92	Myron Warren	DL	6-2	290	Fr.-RS	Many, La. (Many)
3	Jalen Green	DB	6-1	197	Jr.-2L	Houston, Texas (Heights)	15	Marcus Washington	WR	6-2	191	So.-1L	St. Louis, Mo. (Trinity Catholic)
43	Chris Hannon	JACK	6-2	229	Fr.-RS	Houston, Texas (Second Baptist)	31	Gabriel Watson	RB	6-2	219	Sr.-TR	Piedmont, Calif. (Piedmont/Sioux Falls)
14	DaJon Harrison	WR	5-10	170	Fr.-HS	Hutto, Texas (Hutto)	89	Travis West	WR	6-0	187	So.-SQ	Dallas, Texas (Woodrow Wilson)
42	Nathan Hatter	TE	6-2	265	Fr.-RS	Leander, Texas (Glenn)	4	Jordan Whittington	WR	6-1	209	Fr.-RS	Cuero, Texas (Cuero)
35	Russell Hine	LB	6-2	205	Jr.-1L	Austin, Texas (Regents School)	18	Jared Wiley	TE	6-7	254	So.-1L	Temple, Texas (Temple)
73	Isaiah Hookfin	OL	6-5	314	Fr.-RS	Sugar Land, Texas (Fort Bend Dulles)	37	Doak Wilson	DB	6-0	202	Fr.-RS	Austin, Texas (Westlake)
29	Jaden Hullaby	LB	6-2	217	Fr.-HS	Dallas, Texas (Mansfield Timberview)	66	Chad Wolf	OL	6-3	279	Fr.-RS	Austin, Texas (Lake Travis)
67	Tope Imade	OL	6-6	355	Sr.-1L	Arlington, Texas (Bowie)	9	Al'Vonte Woodard	WR	6-2	214	So.-1L	Houston, Texas (Lamar)
26	Keaontay Ingram	RB	6-0	222	Jr.-2L	Carthage, Texas (Carthage)	32	Daniel Young	RB	6-0	215	Sr.-3L	Houston, Texas (Westfield)
3	Ja'Quindon Jackson	QB	6-2	232	Fr.-HS	Dallas, Texas (Duncanville)							

PRONUNCIATIONS

Ayodele Adeoye.....eye-oh-DEL-ee ah-DAY-oh-way
 Chris Adimora.....add-ih-MORE-uh
 Kartik Akkihal.....ahk-EE-hall
 Xavion Alford.....ZAY-vee-ahn AL-ford
 Junior Angilau.....ONG-ee-lau
 Jahdae Barron.....jah-DAY
 Marqez Bimage.....mar-KEZ BIM-ige
 Tarik Black.....tuh-REEK
 Vernon Broughton.....BRAWT-un
 Ryan Bujcevski.....boo-CHEV-ski
 Marques Caldwell.....mar-KEECE
 Keondre Coburn.....kee-AHN-dray
 Samuel Cosmi.....KOZ-mee

Kitan Crawford.....KEE-tuhn
 Prince Dorbah.....DORE-bah
 Sam Ehlinger.....EL-in-gurr
 Montrell Estell.....eh-STELL
 David Gbenda.....BEND-ah
 Raffiti Ghirmai.....GURR-meye
 Ta'Quon Graham.....tuh-QUAN
 DaJon Harrison.....DAY-zhahn
 Tope Imade.....toe-PAY ih-MAHD-eh
 Keaontay Ingram.....kee-AHN-tay
 Cort Jaquess.....JAY-kwiss
 Roschon Johnson.....ROH-shahn
 Andrej Karic.....AHN-dray CAR-ick

Reese Leitao.....LAY-toe
 Brayden Liebrock.....LIE-brock
 Justin Mader.....MAHD-er
 Peter Mpagi.....puh-JEE
 Moro Ojomo.....OH-juh-mo
 Troy Omeire.....oh-MEER-ee
 Joseph Ossai.....oh-SIGH
 DeMarvion Overshown.....deh-MAR-vee-on
 Bijan Robinson.....bee-ZAHN
 Brenden Schooler.....SCHOO-er
 T'Vondre Sweat.....tuh-VOHN-dray SWET
 Erwin Von Nacher.....vahn NAH-kerr
 Al'Vonte Woodard.....al-VON-tay

DEPTH CHART

OFFENSE

Pos.	No.	Name (Career Starts)	HT	WT	Class-Exp.	Hometown (Previous School)
QB	11	Sam Ehlinger (42)	6-3	225	Sr.-3L	Austin, Texas (Westlake)
	8	Casey Thompson	6-1	197	So.-1L	Oklahoma City, Okla. (Newcastle)
	1	Hudson Card	6-2	193	Fr.-HS	Austin, Texas (Lake Travis)
RB	2	Roschon Johnson (1)	6-2	227	So.-1L	Port Neches, Texas (Port Neches-Groves)
	-OR- 5	Bijan Robinson (5)	6-0	222	Fr.-HS	Tucson, Ariz. (Salpointe)
	-OR- 26	Keaontay Ingram (18)	6-0	222	Jr.-2L	Carthage, Texas (Carthage)
XWR	13	Brennan Eagles (15)	6-4	229	Jr.-2L	Houston, Texas (Alief Taylor)
	0	Tarik Black (1)	6-3	217	Sr.-TR	Hamden, Conn. (Michigan)
HWR	7	Jake Smith (5)	6-0	200	So.-1L	Scottsdale, Ariz. (Notre Dame Prep)
	4	Jordan Whittington (2)	6-1	209	Fr.-RS	Cuero, Texas (Cuero)
	14	Brenden Schooler	6-2	196	Sr.-TR	Dana Point, Calif. (Oregon/Arizona)
	-OR- 83	Kai Money	6-0	183	So.-SQ	Brownsville, Texas (St. Joseph Academy)
ZWR	6	Joshua Moore (9)	6-1	169	R-So.-1L	Yoakum, Texas (Yoakum)
	9	Al'Vonte Woodard	6-2	214	So.-1L	Houston, Texas (Lamar)
YTE	80	Cade Brewer (21)	6-4	250	Sr.-3L	Austin, Texas (Lake Travis)
	18	Jared Wiley (4)	6-7	255	So.-1L	Temple, Texas (Temple)
	19	Malcolm Epps (7)	6-6	245	So.-1L	Houston, Texas (Dekaney)
	-OR- 89	Brayden Liebrock	6-4	235	Fr.-RS	Chandler, Ariz. (Chandler)
LT	69	Andrej Karic	6-4	294	Fr.-HS	Southlake, Texas (Carroll)
	-OR- 76	Reese Moore	6-7	304	So.-SQ	Seminole, Texas (Seminole)
LG	75	Junior Angilau (21)	6-6	294	So.-1L	Salt Lake City, Utah (East)
	71	Logan Parr	6-4	298	Fr.-HS	Helotes, Texas (O'Connor)
C	65	Jake Majors (1)	6-3	298	Fr.-HS	Prosper, Texas (Prosper)
	74	Rafiti Ghirmai	6-5	291	So.-1L	Frisco, Texas (Wakeland)
RG	78	Denzel Okafor (14)	6-4	315	Sr.-3L	Lewisville, Texas (Lewisville)
	72	Tyler Johnson	6-6	324	Fr.-RS	Conroe, Texas (Oak Ridge)
	-OR- 67	Tope Imade	6-6	355	Sr.-1L	Arlington, Texas (Bowie)
RT	70	Christian Jones (9)	6-6	305	So.-1L	Cypress, Texas (Cypress Woods)
	67	Tope Imade	6-6	355	Sr.-1L	Arlington, Texas (Bowie)
	-OR- 77	Jaylen Garth	6-5	299	Fr.-HS	Port Neches, Texas (Port Neches-Groves)

SPECIAL TEAMS

Pos.	No.	Name (Career Starts)	HT	WT	Class-Exp.	Hometown (Previous School)
K	17	Cameron Dicker	6-1	204	Jr.-2L	Austin, Texas (Lake Travis)
	38	Erwin Von Nacher	6-1	160	Fr.-HS	Monterrey, Mexico (Heartland)
P	17	Cameron Dicker	6-1	204	Jr.-2L	Austin, Texas (Lake Travis)
	40	Jack Geiger	5-11	205	Sr.-SQ	San Jose, Calif. (Bellarmine)
H	43	Zach Edwards	5-11	209	So.-RS	Azle, Texas (Oklahoma)
	40	Jack Geiger	5-11	205	Sr.-SQ	San Jose, Calif. (Bellarmine)
DS	54	Justin Mader	6-2	238	Jr.-2L	Magnolia, Texas (Magnolia)
	43	Zach Edwards	5-11	209	So.-RS	Azle, Texas (Oklahoma)
KR	5	D'Shawn Jamison (18)	5-10	184	Jr.-2L	Houston, Texas (Lamar)
	5	Bijan Robinson (5)	6-0	222	Fr.-HS	Tucson, Ariz. (Salpointe)
PR	5	D'Shawn Jamison (18)	5-10	184	Jr.-2L	Houston, Texas (Lamar)
	7	Jake Smith (5)	6-0	200	So.-1L	Scottsdale, Ariz. (Notre Dame Prep)
	6	Joshua Moore (9)	6-1	169	So.-1L	Cuero, Texas (Cuero)

DEFENSE

Pos.	No.	Name (Career Starts)	HT	WT	Class-Exp.	Hometown (Previous School)
DE	98	Moro Ojomo (12)	6-3	276	So.-1L	Katy, Texas (Katy)
	36	Jacoby Jones	6-4	264	Sr.-1L	St. Louis, Mo. (Butler CC)
	45	Vernon Broughton	6-4	290	Fr.-HS	Houston, Texas (Cypress Ridge)
DT	95	Alfred Collins	6-5	305	Fr.-HS	Bastrop, Texas (Cedar Creek)
	88	Daniel Carson	6-4	276	So.-1L	Kansas City, Mo. (Chrisman)
NT	99	Keondre Coburn (21)	6-2	348	So.-1L	Houston, Texas (Westfield)
	93	T'Vondre Sweat	6-4	348	So.-1L	Huntsville, Texas (Huntsville)
	91	Sawyer Goram-Welch	6-4	295	Fr.-HS	Longview, Texas (Longview)
JACK	81	Reese Leitao	6-4	248	Jr.-2L	Jenks, Okla. (Jenks)
	-OR- 52	Jett Bush	6-2	235	So.-1L	Houston, Texas (Strake Jesuit)
MLB	6	Juwan Mitchell (13)	6-1	230	Jr.-1L	Newark, N.J. (Butler CC)
	57	Cort Jaquess (2)	6-1	239	Jr.-2L	San Antonio, Texas (Churchill)
WLB	0	DeMarvion Overshown (11)	6-4	217	Jr.-2L	Arp, Texas (Arp)
	33	David Gbenda (1)	6-0	228	Fr.-RS	Katy, Texas (Cinco Ranch)
	41	Jaylan Ford	6-2	223	Fr.-HS	Frisco, Texas (Lone Star)
CB	5	D'Shawn Jamison (18)	5-10	184	Jr.-2L	Houston, Texas (Lamar)
	3	Jalen Green (8)	6-1	197	Jr.-2L	Houston, Texas (Heights)
	23	Jahdae Barron	5-11	183	Fr.-HS	Pflugerville, Texas (Connally)
SS	25	B.J. Foster (15)	6-2	195	Jr.-2L	Angleton, Texas (Angleton)
	44	Tyler Owens (1)	6-2	210	So.-1L	Plano, Texas (Plano)
FS	39	Montrell Estell (2)	6-1	200	Jr.-2L	Hooks, Texas (Hooks)
	28	Jerrin Thompson (1)	6-0	190	Fr.-HS	Lufkin, Texas (Lufkin)
CB	9	Josh Thompson (12)	6-0	198	Jr.-2L	Nacogdoches, Texas (Nacogdoches)
	21	Kitan Crawford	5-11	185	Fr.-HS	Tyler, Texas (John Tyler)
SPUR	1	Chris Adimora (9)	6-1	214	So.-1L	Lakewood, Calif. (Mayfair)
	11	Anthony Cook (7)	6-1	185	Jr.-2L	Houston, Texas (Lamar)
	4	Xavion Alford	6-0	190	Fr.-HS	Pearland, Texas (Shadow Creek)

PRONUNCIATIONS

Ayodele Adeoye eye-oh-DEL-ee ah-DAY-oh-way	DaJon Harrison DAY-zhahn
Chris Adimora add-ih-MORE-uh	Tope Imade toe-PAY ih-MAHD-eh
Kartik Akkihal ahk-EE-hall	Keaontay Ingram kee-AHN-tay
Xavion Alford ZAY-vee-ahn AL-ford	Cort Jaquess JAY-kwiss
Junior Angilau ONG-ee-lau	Roschon Johnson ROH-shahn
Jahdae Barron jah-DAY	Andrej Karic AHN-dray CAR-ick
Marqez Bimage mar-KEZ BIM-ige	Reese Leitao LAY-toe
Tarik Black tuh-REEK	Brayden Liebrock LEYE-brock
Vernon Broughton BRAWT-un	Justin Mader MAHD-er
Ryan Bujcevski boo-CHEV-ski	Peter Mpagi puh-JEE
Marques Caldwell mar-KEECE	Moro Ojomo OH-juh-mo
Keondre Coburn kee-AHN-dray	Troy Omeire oh-MEER-ee
Samuel Cosmi KOZ-mee	Joseph Ossai oh-SIGH
Kitan Crawford KEE-tuhn	DeMarvion Overshown deh-MAR-vee-on
Prince Dorbah DORE-bah	Bijan Robinson bee-ZAHN
Sam Ehlinger EL-in-gurr	Brenden Schooler SCHOOL-er
Montrell Estell eh-STELL	T'Vondre Sweat tuh-VOHN-dray SWET
David Gbenda BEND-ah	Erwin Von Nacher vahn NAH-kerr
Rafiti Ghirmai GURR-meye	Al'Vonte Woodard al-VON-tay
Ta'Quon Graham tuh-QUAN	

2020 STATISTICS | THE LAST TIME... TEXAS

TEAM	LAST TIME	SPAN
Scored 50-59	59-3 • UTEP (9/12/2020)	8 games
Scored 60-69	69-31 • at Kansas State (12/5/2020)	LAST GAME
Scored 70+	70-3 • vs. Colorado (12/3/2005)	192 games
Scored <10	7-24 • at TCU (11/4/2017)	40 games
Scored <7	3-38 • at Notre Dame (9/5/2015)	72 games
Was shutout	0-24 • at Iowa State (10/31/2015)	65 games
Was shutout (home)	0-30 • Houston (11/6/1976)	248 home
Shutout opponent	56-0 • San Jose State (9/9/2017)	47 games
Shutout opponent (home)	56-0 • San Jose State (9/9/2017)	21 home
Shutout opponent (road)	23-0 • at Kansas (9/27/2014)	33 road
Shutout a Big 12 opponent	23-0 • at Kansas (9/27/2014)	62 Big 12
Shutout by Big 12 opponent	0-24 • at Iowa State (10/31/2015)	51 Big 12
300-399 yards rushing	334 • at Kansas State (12/5/2020)	LAST GAME
400+ yards rushing	406 • San Jose State (9/9/2017)	47 games
<100 yards rushing	54 • at Iowa State (Nov. 16, 2019)	12 games
<0 yds rushing	-7 • vs. Oklahoma (10/07/2000)	282 games
300-399 passing yards	303 • vs. Iowa State (11/27/2020)	1 game
400-499 passing yards	481 • UTEP (9/12/2020)	8 games
500-599 total yards	509 • at Rice (9/14/2019)	19 games
600+ total yards	608 • at Kansas State (10/31/2020)	LAST GAME
<200 yards total offense	163 • at Notre Dame (9/5/2015)	72 games
<100 yards total offense	59 • vs. Arkansas (12/29/2014)	73 games
100-yard rusher & 100-yard receiver	105 rush, Roschon Johnson; 199 rec, Devin Duvernay	
	• vs. Texas Tech (11/29/2019)	10 games
30+ first downs	33 • Kansas (10/19/2019)	15 games
100+ penalty yards	142 • at Oklahoma State (10/31/2020)	3 games
2+ fumbles lost	2 • Texas Tech (11/24/2017)	37 games
Scored a safety	vs. TCU (10/3/2020)	6 games
Allowed a safety	vs. Oklahoma (12/1/2018)	24 games
Scored a 1-point safety	Texas A&M (11/26/2004)	204 games
Forced turnovers on 3+ consecutive drives	3 (INT, Fumble, Fumble) • vs. Oklahoma (10/10/2020)	5 games
Forced 5+ turnovers	5 (3 INT, 2 FR) • Rice (9/12/2015)	71 games
Committed 5+ turnovers	5 • at West Virginia (11/14/2015)	62 games
4+ interceptions	4 • at West Virginia (10/5/2019)	17 games
Forced 2+ fumbles	2 • at Oklahoma State (10/31/2020)	3 games
2+ defensive TD's	Oklahoma State (9/26/2015)	68 games
	34-yard fumble return by Hassan Ridgeway, 41-yd interception return by Holton Hill	
Defensive & special teams TD	Maryland (9/2/2017)	48 games
	31 INT by Holton Hill, 65 blocked FG return by Holton Hill, 91 PR by Reggie Hemphill-Mapps	
4 TD's in game	Sam Ehlinger (4 rush) • vs. Oklahoma (10/10/2020)	5 games
Scored 20+ points in a quarter	35 • at Kansas State (12/5/2020)	LAST GAME
Scored 25+ points in a quarter	35 • at Kansas State (12/5/2020)	LAST GAME
Scored 30+ points in a quarter	35 • at Kansas State (12/5/2020)	LAST GAME
Scored 35+ points in a quarter	35 • at Kansas State (12/5/2020)	LAST GAME

PASSING	LAST TIME	SPAN
300-399 yards	348 by Sam Ehlinger • vs. Texas Tech (11/29/2019)	10 games
400+ yards	426 by Sam Ehlinger • UTEP (9/12/2020)	8 games
40-49 attempts	40 by Sam Ehlinger • at Texas Tech (9/26/2020)	7 games
50+ attempts	53 by Sam Ehlinger • vs. Oklahoma (10/10/2020)	5 games
25+ completions	30 by Sam Ehlinger • vs. Oklahoma (10/10/2020)	5 games
3+ touchdowns	3 by Sam Ehlinger • at Oklahoma State (10/31/2020)	3 games
4+ touchdowns	4 by Sam Ehlinger • vs. TCU (10/3/2020)	6 games
5+ touchdowns	5 by Sam Ehlinger • at Texas Tech (9/26/2020)	7 games
6+ touchdowns	6 by Colt McCoy • Baylor (10/14/2006)	182 games
Consecutive 4+ TD games	3, 5-5-4 by Sam Ehlinger • vs. UTEP, at Texas Tech, vs. TCU (9/12-10/3/2020)	6 games
Consecutive 5+ TD games	2, 5-5 by Sam Ehlinger • vs. UTEP, at Texas Tech (9/12-9/26/2020)	7 games
Consecutive 300+ yd games	399, 321 by Sam Ehlinger • vs. Kansas, at TCU (10/26/2019)	14 games
50-59 yard completion	59 by Sam Ehlinger to Brennan Eagles • vs. Iowa State (11/27/2020)	1 game
60-69 yard completion	63 by Sam Ehlinger to Devin Duvernay • at TCU (10/26/2019)	14 games
70-79 yard completion	72 by Sam Ehlinger to Tarik Black • Baylor (10/24/2020)	4 games
80-89 yard completion	80 by Shane Buechele to Devin Duvernay • at Kansas State (10/22/2016)	53 games
90+ yard completion	90 by Sam Ehlinger to John Burt • Oklahoma State (10/21/2017)	41 games

RUSHING	LAST TIME	SPAN
100-199 yards	172 by Bijan Robinson; 39 by Roschon Johnson • at Kansas State (12/5/2020)	LAST GAME
200-299 yards	250 by D'Onta Foreman • at Kansas (11/20/2016)	50 games
300-399 yards	341 by D'Onta Foreman • Texas Tech (11/6/2016)	52 games
2 players w/ 100+ yards	172 by Bijan Robinson; 139 by Roschon Johnson • at Kansas State (12/5/2020)	LAST GAME
30+ attempts	31 by D'Onta Foreman • TCU (11/25/2016)	49 games
Consecutive 100-yard games	Sam Ehlinger • 107 vs. K-State; 110 vs. Oklahoma • (10/7,14/2017)	43 games
Consecutive 200-yard games	D'Onta Foreman • Baylor & at Texas Tech (2016)	52 games
50-59 yard run	54 by Bijan Robinson • West Virginia (11/7/2020)	2 games
60-69 yard run	68 by Keaontay Ingram • at Baylor (11/23/2019)	11 games
70-79 yard run	75 by Bijan Robinson • at Kansas State (12/5/2020)	LAST GAME
80-89 yard run	81 by D'Onta Foreman • vs. Oklahoma (10/10/2015)	66 games
90+ yard run	91 by Chris Warren III • Texas Tech (11/26/2015)	61 games
3+ touchdowns	3 by Bijan Robinson; 3 by Roschon Johnson • at Kansas State (12/5/2020)	LAST GAME
4+ touchdowns	4 by Sam Ehlinger • vs. Oklahoma (10/10/2020)	5 games
2 players w/ 3+ touchdowns	3 by Bijan Robinson; 3 by Roschon Johnson • at Kansas State (12/5/2020)	LAST GAME

RECEIVING	LAST TIME	SPAN
100-199 yards	142 by Brennan Eagles • vs. Iowa State (11/27/2020)	1 game
200+ yards	273 by Jordan Shipley • UCF (11/7/2009)	142 games
2 players w/ 100+ yards	110 by Devin Duvernay & Collin Johnson • Kansas State (11/9/2019)	13 games
10+ receptions	10 by Jordan Whittington • vs. Oklahoma (10/10/2020)	5 games
15+ receptions	15 by Jordan Shipley • Oklahoma State (10/25/2008)	158 games
Consecutive 100-yard games	D. Duvernay • Kansas, at TCU, K-State, Iowa State (11/9/2019)	12 games
3+ Consecutive 100-yard games	D. Duvernay • Kansas, at TCU, K-State, Iowa State (11/9/2019)	12 games
4+ Consecutive 100-yard games	D. Duvernay • Kansas, at TCU, K-State, Iowa State (11/9/2019)	12 games
50-59 yard reception	59 by Brennan Eagles • vs. Iowa State (11/27/2020)	1 game
60-69 yard reception	63 by Devin Duvernay • at TCU (10/26/2019)	14 games
70-79 yard reception	72 by Tarik Black • Baylor (10/24/2020)	4 games
80-89 yard reception	80 by Devin Duvernay • at Kansas State (10/22/2016)	54 games
90+ yard reception	90 by John Burt • Oklahoma State (10/21/2017)	42 games
3+ touchdowns	3 by Joshua Moore • at Texas Tech (9/26/2020)	7 games

SPECIAL TEAMS	LAST TIME	SPAN
50-59 yard field goal	57 by Cameron Dicker • at Rice (9/14/19)	19 games
60+ yard field goal	60 by Russell Exleban • Texas Tech (10/29/1977)	533 games
Made 3+ field goals	3 by Cameron Dicker • Baylor (10/13/2018)	29 games
Made 7+ PAT's	9 by Cameron Dicker • at Kansas State (12/5/2020)	LAST GAME
Made 9+ PAT's	9 by Cameron Dicker • at Kansas State (12/5/2020)	LAST GAME
60-69 yard punt	60 by Ryan Bujcevski • vs. Oklahoma (10/10/2020)	5 games
70+ yard punt	76 by Michael Dickson • at TCU (11/4/2017)	40 games
Missed PAT	by Cameron Dicker • at Oklahoma State (10/31/2020)	3 games
TD on kickoff return	100 by D'Shawn Jamison • at Oklahoma State (10/31/2020)	3 games
TD on punt return	90 by D'Shawn Jamison • Kansas State (9/30/2018)	31 games
90-99 yard kickoff return	98 by D'Shawn Jamison • at Kansas State (12/5/2020)	LAST GAME
50-69 yard punt return	53 by Brandon Jones • Kansas State (11/9/2019)	13 games
70+ yard punt return	71 by D'Shawn Jamison • vs. Utah (12/31/2019)	9 games
2+ TD on kickoff return	NEVER	
TD on kickoff return to start game	88 by Greg Lott • at Texas Tech (9/24/1966)	658 games
Consecutive games with special teams TD	by Fozzy Whittaker (2011)	118 games
	100 KR vs. Oklahoma & 100 KR Oklahoma State	
Recovered on-side kick	by Malcolm Epps • at Texas Tech (9/26/2020)	7 games
2-point conversion	Sam Ehlinger pass to Cade Brewer • at Oklahoma State (10/31/2020)	3 games
Defensive 2-point conversion	D'Shawn Jamison • Kansas (10/19/2019)	15 games
Blocked PAT	Malcolm Roach • Kansas (10/19/2019)	15 games
Blocked FG	Joseph Ossai • Kansas (10/19/2019)	15 games
TD on blocked FG	46 by Anthony Wheeler • USC (9/15/2018)	33 games
Blocked punt	by Tyler Owens • at Texas Tech (9/26/2020)	7 games
TD on blocked punt	2 yd return by Jahdae Barron • at Texas Tech (9/26/2020)	7 games

DEFENSE	LAST TIME	SPAN
10-14 tackles	12 by Chris Brown • at Kansas State (12/5/2020)	LAST GAME
15+ tackles	15 by Hassan Ridgeway • Rice (9/12/2015)	71 games
10+ solo tackles	12 by Chris Brown • at Kansas State (12/5/2020)	LAST GAME
6+ tackles for loss	6 by Joseph Ossai • at Oklahoma State (10/31/2020)	3 games
5+ tackles for loss	6 by Joseph Ossai • at Oklahoma State (10/31/2020)	3 games
4+ tackles for loss	6 by Joseph Ossai • at Oklahoma State (10/31/2020)	3 games
4+ sacks	4.5 by Alex Okafor • vs. Oregon State (12/29/2012)	99 games
3+ sacks	3.0 by Joseph Ossai • at Oklahoma State (10/31/2020)	3 games
2+ interceptions	2 by D'Shawn Jamison • at West Virginia (10/5/2019)	7 games
2+ fumble recoveries	2 by John Bonney • at Baylor (10/28/2017)	41 games
TD on interception return	43 by DeShon Elliott • at Baylor (10/28/2017)	41 games
TD on fumble return	38 by Anthony Wheeler • vs. Missouri (12/27/2017)	36 games
Sack, forced fumble and fumble recovery	by Marqez Bimage • vs. Texas Tech (11/29/2019)	10 games

2020 STATISTICS | THE LAST TIME... OPPONENTS

TEAM	LAST TIME	SPAN
Scored 50-59	53-43 (40T) • vs. Oklahoma (10/10/2020)	5 games
Scored 60-69	21-63 • vs. Oklahoma (10/13/2012)	108 games
Scored 70+	NEVER	NEVER
Scored <10	59-3 • UTEP (9/12/2020)	8 games
Scored <7	59-3 • UTEP (9/12/2020)	8 games
300+ yards rushing	309 • TCU (11/25/16)	49 games
<100 yards rushing	43 • West Virginia (11/7/2020)	2 games
<0 yards rushing	5 • USC (9/15/2018)	33 games
300-399 passing yards	312 • vs. Iowa State (11/27/2020)	1 game
400+ passing yards	400 • at Oklahoma State (10/31/2020)	3 games
500-599 total yards	530 • at Oklahoma State (10/31/2020)	3 games
600+ total yards	624 • Baylor (10/29/2016)	54 games
100-199 total yards	192 • at Oklahoma State (11/15/2014)	74 games
<100 total yards	94 • North Texas (8/30/2014)	86 games
30+ first downs	32 • at Oklahoma State (10/31/2020)	3 games
100+ penalty yards	121 • vs. Oklahoma (10/10/2020)	5 games
2+ fumbles lost	3 • at Oklahoma State (10/31/2020)	3 games
Scored a safety	vs. Oklahoma (12/1/2018)	23 games
4+ interceptions	4 • at TCU (10/26/2019)	14 games
2+ non-offensive TDs	40-yard fumble return, 33-yard interception return • TCU (11/27/2014)	74 games
3 total touchdowns (rush+rec)	3 receiving by CeeDee Lamb • vs. Oklahoma (10/12/2019)	16 games
4+ total touchdowns (rush+rec)	4 receiving by Kevonte Turpin • at TCU (10/3/2015)	68 games

PASSING	LAST TIME	SPAN
300-399 yards	312 by Brock Purdy • vs. Iowa State (11/27/2020)	1 game
400+ yards	400 by Spencer Sanders • at Oklahoma State (10/31/2020)	3 games
40-49 attempts	40 by Spencer Sanders • at Oklahoma State (10/31/2020)	3 games
50+ attempts	50 by Jarret Doege • West Virginia (11/7/2020)	2 games
25+ completions	25 by Brock Purdy • vs. Iowa State (11/27/2020)	1 game
3+ touchdowns	4 by Spencer Sanders • at Oklahoma State (10/31/2020)	3 games
4+ touchdowns	4 by Spencer Sanders • at Oklahoma State (10/31/2020)	3 games
5+ touchdowns	5 by Alan Bowman • at Texas Tech (9/26/2020)	7 games
6+ touchdowns	6 by Kliff Kingsbury • Texas Tech (11/16/2002)	234 games
50-59 yard completion	50 by Max Duggan to Quentin Johnston • TCU (10/3/2020)	6 games
60-69 yard completion	61 by Joe Burrow • LSU (9/7/2019)	17 games
70-79 yard completion	75 by Brock Purdy • at Iowa State (Nov. 16, 2019)	12 games
80+ yard completion	97 by Sam B. Richardson • Iowa State (10/3/2013)	93 games

RUSHING	LAST TIME	SPAN
100-199 yards	124 by Deuce Vaughn • at Kansas State (12/5/2020)	LAST GAME
200-299 yards	214 by Samaje Perine • vs. Oklahoma (10/8/2016)	57 games
300+ yards	317 by Rashaan Salaam • Colorado (10/1/1994)	339 games
3+ touchdowns	3 by Taysom Hill • BYU (9/6/2014)	84 games
30+ attempts	37 by Chuba Hubbard • Oklahoma St. (9/21/2019)	18 games
50-69 yard run	65 by Pooka Williams • vs. Kansas (11/19/2019)	15 games
70-79 yard run	75 by SaRodrick Thompson • at Texas Tech (9/26/2020)	7 games
80+ yard run	95 by Damien Williams • vs. Oklahoma (10/13/2012)	106 games

RECEIVING	LAST TIME	SPAN
100-199 yards	131 by Charlie Kolar • vs. Iowa State (11/27/2020)	1 game
200+ yards	222 by Tylan Wallace • vs. Oklahoma State (10/27/2018)	28 games
2 players w/ 100+ yards	150 by K.Carter, 135 by E.Ezukanma • vs. Texas Tech (11/29/2019)	10 games
3 players w/ 100+ yards	163 by J. Jefferson, 147 by J. Chase, 123 by T Marshall • LSU (9/7/2019)	20 games
15+ receptions	16 by Kevin White • West Virginia (11/8/2014)	75 games
50-59 yard reception	50 by Quentin Johnston • TCU (10/3/2020)	6 games
60-69 yard reception	61 by Justin Jefferson • LSU (9/7/2019)	20 games
70-79 yard reception	75 by Deshaunte Jones • at Iowa State (Nov. 16, 2019)	12 games
80+ yard reception	97 by Quenton Bundrage • Iowa State (10/3/2013)	93 games
3+ touchdowns	3 by CeeDee Lamb • vs. Oklahoma (10/12/2019)	16 games

SPECIAL TEAMS	LAST TIME	SPAN
50-59 yard field goal	51 by Clayton Hatfield • Texas Tech (11/26/2015)	62 games
60+ yard field goal	67 by Steve Little • Arkansas (10/15/1977)	534 games
Made 3+ field goals	3 by Connor Assalley • vs. Iowa State (11/27/2020)	1 game
Made 7+ PAT's	7 by Trey Wolff • at Texas Tech (9/26/2020)	7 games
60-69 yard punt	61 by Corey Dunn • Iowa State (11/17/2018)	25 games
70+ yard Punt	76 by Kyle Thompson • at Kansas (11/23/2018)	25 games
Missed PAT	by Ben Grogan • at Oklahoma State (10/1/2016)	57 games
TD on kickoff return	91 by Alex Ross • Kansas State (11/9/2019)	13 games
TD on punt return	73 by Jeff Scott • Ole Miss (9/14/2013)	97 games
2-point conversion	Rush by Chad Hansen • at California (9/17/2016)	59 games
Defensive 2-point conversion	at Oklahoma State (10/1/2016)	58 games
Blocked PAT	vs. Oklahoma (12/1/2018)	23 games
Blocked FG	vs. Oklahoma (10/10/2020)	5 games
TD on blocked FG	71 by Antoine Brooks, Jr • Maryland (9/2/2017)	48 games
TD on blocked punt	6 by Ghaalil Muhammad • Wyoming (9/12/2009)	149 games
TD on fumbled punt	0 yd return by Xavier Martin • at Texas Tech (9/26/2020)	7 games

DEFENSE	LAST TIME	SPAN
10+ tackles	13 by Mike Rose • vs. Iowa State (11/27/2020)	1 game
5+ tackles for loss	7 by Ndamukong Suh • vs. Nebraska (12/5/2009)	138 games
4+ sacks	4.5 by Ndamukong Suh • vs. Nebraska (12/5/2009)	138 games
2+ interceptions	2 by Sam Carter • TCU (11/27/2014)	74 games
2+ fumble recoveries	2 by Ian Campbell • Kansas State (11/11/2006)	179 games
TD on interception return	55 by Brandon Stewart • Kansas (11/19/2016)	50 games
TD on fumble return	0 by Xavier Martin • at Texas Tech (9/26/2020)	7 games

BOX SCORES

	GAME ONE	
	Sept. 12, 2020 Austin, Texas Attendance: 15,337 TV: LHN	
UTEP NR/NR		3
TEXAS 14/14		59

Score by Quarters	1	2	3	4	OT	Score
UTEP	0	3	0	0	-	3
Texas	21	24	7	7	-	59

Scoring Summary

Qtr	Time	Team	Summary
1st	14:41	UT	Moore 78 yd pass from Ehlinger (Dicker kick) 1-78 0:19, UTEP 0 - UT 7
	09:32	UT	Brewer 20 yd pass from Ehlinger (Dicker kick) 10-67 3:24, UTEP 0 - UT 14
	04:57	UT	Johnson, Roschon 1 yd run (Dicker kick) 8-70 3:03 UTEP 0 - UT 21
2nd	14:10	UT	Schooler 40 yd pass from Ehlinger (Dicker kick) 4-76 0:50, UTEP 0 - UT 28
	12:15	UT	Black 5 yd pass from Ehlinger (Dicker kick) 3-42 1:02, UTEP 0 - UT 35
	06:16	UT	Dicker, Cameron 32 yd field goal 11-54 3:07, UTEP 0 - UT 38
	01:39	UTEP	BAECHLE, Gavin 47 yd field goal 11-46 4:37, UTEP 3 - UT 38
	00:06	UT	Money 6 yd pass from Ehlinger (Dicker kick) 6-75 1:33, UTEP 3 - UT 45
3rd	02:11	UT	Eagles 35 yd pass from Thompson (Dicker kick) 4-68 1:14, UTEP 3 - UT 52
4th	13:00	UT	Washington 17 yd pass from Thompson (Dicker kick) 8-54 2:28, UTEP 3 - UT 59

	UTEP	UT
FIRST DOWNS	14	28
RUSHES-YARDS (NET)	33-43	33-208
PASSING YDS (NET)	190	481
Passes Att-Comp-Int	39-19-1	41-29-0
TOTAL OFFENSE PLAYS-YARDS	72-233	74-689
Fumble Returns-Yards	0-0	0-0
Punt Returns-Yards	1-1	4-13
Kickoff Returns-Yards	1-13	1-22
Interception Returns-Yards	0-0	1-0
Punts (Number-Avg)	8-36.4	2-40.5
Fumbles-Lost	0-0	1-0
Penalties-Yards	7-30	6-55
Possession Time	34:17	25:43
Third-Down Conversions	3 of 16	5 of 10
Fourth-Down Conversions	1 of 3	0 of 1
Red-Zone Scores-Chances	0-1	6-7
Sacks By: Number-Yards	0-0	2-16

RUSHING: UTEP-HANKINS, Deion 11-34; FLORES, R. 4-28; VAN-HOOK, J. 1-3; FIELDS, Josh 4-0; ELDRIDGE, W. 5-0; HARDISON, Gavin 1-minus 2; AWATT, Ronald 5-minus 4; BROWNHOLTZ, C. 2-minus 16. Texas-Ingram,Keaontay 9-44; Robinson,Bijan 5-38; Johnson,Roschon 8-38; Whittington,Jor 1-15; Ehlinger,Sam 3-12; Thompson,Casey 1-9; Card,Hudson 2-8; Smith,Jarrett 2-5; Team 2-minus 1; Epps,Malcolm 0-40.

PASSING: UTEP-HARDISON, Gavin 12-27-1-141; BROWNHOLTZ, C. 7-10-0-49; BRAVO, Isaiah 0-2-0-0. Texas-Ehlinger,Sam 25-33-0-426; Thompson,Casey 4-7-0-55; Card,Hudson 0-1-0-0.

RECEIVING: UTEP-GARRETT, Justin 4-58; COWING, Jacob 4-49; DAWN JR., W. 3-34; COOPER, D. 2-20; BANKS, Miles 2-12; FARR, Josh 2-11; COUSINS, Adam 1-7; ELDRIDGE, W. 1-minus 1. Texas-Moore,Joshua 6-127; Black,Tarik 5-80; Money,Kai 4-26; Brewer,Cade 3-40; Schooler,Brende 2-65; Whittington,Jor 2-45; Washington,Marc 2-43; Liebrock,Brayde 2-11; Robinson,Bijan 2-9; Eagles,Brennan 1-35.

INTERCEPTIONS: UTEP-None. Texas-Thompson,Josh 1-0.

FUMBLES: UTEP-None. Texas-Black,Tarik 1-0.

	GAME TWO	
	Sept. 26, 2020 Lubbock, Texas Attendance: 16,615 TV: FOX	
TEXAS 8/9		63
TEXAS TECH RV/NR		59

Score by Quarters	1	2	3	4	OT	Score
Texas	17	14	7	18	7	63
Texas Tech	7	14	21	14	0	56

Scoring Summary

Qtr	Time	Team	Summary
1st	09:11	UT	Ehlinger,Sam 2 yd run (Dicker,Cameron kick) 13-75 5:49, UT 7 - TTU 0
	07:00	TTU	Carter 13 yd pass from Bowman (Wolff, Trey kick) 6-75 2:11, UT 7 - TTU 7
	04:24	UT	Dicker,Cameron 43 yd field goal 8-32 2:36, UT 10 - TTU 7
	00:41	UT	Moore 31 yd pass from Ehlinger (Dicker kick) 7-70 3:09, UT 17 - TTU 7
2nd	12:11	TTU	Carter 22 yd pass from Bowman (Wolff, Trey kick) 3-49 1:26, UT 17 - TTU 14
	07:48	UT	Johnson,Roschon 1 yd run (Dicker,Cameron kick) 9-51 4:13, UT 24 - TTU 14
	04:44	TTU	Ezukanma 19 yd pass from Bowman (Wolff kick) 11-75 3:04, UT 24 - TTU 21
	01:08	UT	Schooler 3 yd pass from Ehlinger (Dicker kick) 4-19 1:27, UT 31 - TTU 21
3rd	14:08	TTU	Martin 0 yd fumble recovery (Wolff, Trey kick) UT 31 - TTU 28
	12:21	UT	Barron 2 yd blocked punt return (Dicker kick) UT 38 - TTU 28
	00:44	TTU	Vasher, 29 yd pass from Bowman (Wolff kick) 7-67 2:53, UT 38 - TTU 35
	00:00	TTU	Thompson, S. 10 yd run (Wolff, Trey kick) 1-10 0:04, UT 38 - TTU 42
4th	10:47	UT	Dicker,Cameron 26 yd field goal 12-64 4:13, UT 41 - TTU 42
	06:12	TTU	Vasher 18 yd pass from Bowman (Wolff, Trey kick) 6-56 2:13, UT 41 - TTU 49
	03:13	TTU	Thompson, S. 75 yd run (Wolff, Trey kick) 2-78 0:59, UT 41 - TTU 56
	02:39	UT	Eagles 12 yd pass from Ehlinger (Dicker kick) 4-59 0:34, UT 48 - TTU 56
	00:40	UT	Moore 18 yd pass from Ehlinger (Eagles pass from Ehlinger) 6-42 1:59, UT 56 - TTU 56
OT	15:00	UT	Moore 12 yd pass from Ehlinger (Dicker kick) 3-25 0:00, UT 63 - TTU 56

	UT	TTU
FIRST DOWNS	27	24
RUSHES-YARDS (NET)	48-214	24-116
PASSING YDS (NET)	262	325
Passes Att-Comp-Int	41-27-1	52-31-3
TOTAL OFFENSE PLAYS-YARDS	89-476	76-441
Fumble Returns-Yards	0-0	0-0
Punt Returns-Yards	2-6	3-11
Kickoff Returns-Yards	2-63	0-0
Interception Returns-Yards	3-93	1-24
Punts (Number-Avg)	6-33.3	6-39.8
Fumbles-Lost	1-1	3-0
Penalties-Yards	10-100	4-15
Possession Time	34:39	25:21
Third-Down Conversions	5 of 16	8 of 16
Fourth-Down Conversions	1 of 1	0 of 1
Red-Zone Scores-Chances	7-7	5-7
Sacks By: Number-Yards	0-0	2-18

RUSHING: Texas-Ingram,Keaontay 12-89; Ehlinger,Sam 16-69; Johnson,Roschon 16-44; Robinson,Bijan 4-12. Texas Tech-Thompson, S. 16-104; Price, Myles 1-7; White, Xavier 3-6; Townsend, C. 3-5; TEAM 1-minus 6.

PASSING: Texas-Ehlinger,Sam 27-40-1-262; Moore,Joshua 0-1-0-0. Texas Tech-Bowman, Alan 31-52-3-325.

RECEIVING: Texas-Schooler,Brende 7-58; Moore,Joshua 5-73; Money,Kai 4-39; Eagles,Brennan 3-31; Ingram,Keaontay 3-20; Washington,Marc 2-13; Robinson,Bijan 1-11; Brewer,Cade 1-11; Woodard,AiVont 1-6. Texas Tech-Ezukanma, Erik 7-91; Carter, KeSean 7-77; Vasher, T.J. 4-74; Rigdon, Dalton 4-33; Thompson, S. 3-19; Koontz, Travis 2-12; Price, Myles 1-8; Polk, Ja'Lynn 1-6; White, Xavier 1-3; Townsend, C. 1-2.

INTERCEPTIONS: Texas-Adimora,Chris 1-71; Brown,Chris 1-22; Sterns,Caden 1-0. Texas Tech-Hogan, Alex 1-24.

FUMBLES: Texas-Jamison,D'Shawn 1-1. Texas Tech-Bowman, Alan 1-0; Frye, Adrian 1-0; TEAM 1-0.

	GAME THREE	
	Oct. 3, 2020 Austin, Texas Attendance: 17,753 TV: FOX	
TCU NR/NR		33
TEXAS 9/9		31

Score by Quarters	1	2	3	4	OT	Score
TCU	7	13	3	10	-	33
Texas	7	7	7	10	-	31

Scoring Summary

Qtr	Time	Team	Summary
1st	04:01	TCU	Barlow, Darwin 1 yd run (Kell, Griffin kick) 11-67 4:08, TCU 7 - UT 0
	00:21	UT	Smith 5 yd pass from Ehlinger (Dicker kick) 10-75 3:40, TCU 7 - UT 7
2nd	14:22	TCU	Duggan, Max 5 yd run (Kell, Griffin kick) 4-75 0:59, TCU 14 - UT 7
	13:01	UT	Eagles 45 yd pass from Ehlinger (Dicker kick) 4-63 1:12, TCU 14 - UT 14
	01:28	TCU	Kell, Griffin 27 yd field goal 14-70 6:03, TCU 17 - UT 14
	00:55	TCU	Kell, Griffin 32 yd field goal 4-5 0:21, TCU 20 - UT 14
3rd	12:11	TCU	Kell, Griffin 49 yd field goal 6-39 2:49, TCU 23 - UT 14
	09:55	UT	Johnson,R 7 yd pass from Ehlinger (Dicker kick) 8-87 2:16, TCU 23 - UT 21
4th	13:36	TCU	Kell, Griffin 28 yd field goal 11-83 4:39, TCU 26 - UT 21
	09:56	UT	Epps 7 yd pass from Ehlinger (Ingram rush) 10-75 3:40, TCU 26 - UT 29
	04:01	TCU	Duggan, Max 26 yd run (Kell, Griffin kick) 5-43 2:15, TCU 33 - UT 29
	00:00	UT	Team safety TCU 33 - UT 31

	TCU	UT
FIRST DOWNS	25	16
RUSHES-YARDS (NET)	50-226	24-152
PASSING YDS (NET)	231	236
Passes Att-Comp-Int	30-20-0	36-17-1
TOTAL OFFENSE PLAYS-YARDS	80-457	60-388
Fumble Returns-Yards	0-0	0-0
Punt Returns-Yards	5-71	0-0
Kickoff Returns-Yards	0-0	2-54
Interception Returns-Yards	1-37	0-0
Punts (Number-Avg)	4-42.8	6-45.0
Fumbles-Lost	1-1	1-1
Penalties-Yards	14-109	12-92
Possession Time	34:51	25:09
Third-Down Conversions	7 of 17	7 of 14
Fourth-Down Conversions	0 of 1	1 of 1
Red-Zone Scores-Chances	5-5	3-4
Sacks By: Number-Yards	0-0	1-6

RUSHING: TCU-Duggan, Max 17-79; Miller, Kendre 10-67; Barlow, Darwin 8-28; Foster, D. 8-26; Barber, Tave 3-15; Spielman, JD 2-4; Demercado, E. 1-4; Evans, Zach 1-3. Texas-Johnson,Roschon 5-63; Ehlinger,Sam 8-49; Ingram,Keaontay 11-40.


PASSING: TCU-Duggan, Max 20-30-0-231. Texas-Ehlinger,Sam 17-36-1-236.

RECEIVING: TCU-Barber, Tave 7-51; Johnston, Q. 3-70; Conwright, B. 2-42; Foster, D. 2-14; Spielman, JD 1-20; Davis, Derius 1-9; Barlow, Darwin 1-8; Thomas, Dylan 1-8; Evans, Zach 1-6; Lynn, A. 1-3. Texas-Smith,Jake 6-49; Ingram,Keaontay 3-52; Wiley,Jared 2-63; Eagles,Brennan 1-45; Black,Tarik 1-12; Johnson,Roschon 1-7; Epps,Malcolm 1-7; Brewer,Cade 1-1; Schooler,Brende 1-0.

INTERCEPTIONS: TCU-Van Zandt, L. 1-37. Texas-None.

FUMBLES: TCU-Duggan, Max 1-1. Texas-Ingram,Keaontay 1-1.

BOX SCORES

	GAME FOUR Oct. 10, 2020 Dallas, Texas Attendance: 24,000 TV: FOX
	TEXAS 22/22 45
OKLAHOMA RV/RV	53

Score by Quarters	1	2	3	4	OT (4)	Score
Texas	0	17	0	14	14	45
Oklahoma	10	7	14	0	22	53

Scoring Summary

Qtr	Time	Team	Summary
1st	09:34	OU	Brkic, Gabe 19 yd field goal 9-58 3:17, UT 0 - OU 3
	06:47	OU	Mims 30 yd pass from Rattler, S. (Brkic kick) 4-60 1:33, UT 0 - OU 10
2nd	13:40	UT	Dicker, Cameron 34 yd field goal 4-5 1:20, UT 3 - OU 10
	11:44	UT	Ehlinger, Sam 6 yd run (Dicker, Cameron kick) 2-19 0:47, UT 10 - OU 10
	06:58	OU	Major, Marcus 7 yd run (Brkic, Gabe kick) 5-5 2:07, UT 10 - OU 17
	04:14	UT	Ehlinger, Sam 2 yd run (Dicker, Cameron kick) 8-75 2:44, UT 17 - OU 17
3rd	11:40	OU	Pledger, T.J. 2 yd run (Brkic, Gabe kick) 3-30 1:22, UT 17 - OU 24
	01:27	OU	Pledger, T.J. 1 yd run (Brkic, Gabe kick) 17-87 8:07, UT 17 - OU 31
4th	03:28	UT	Moore 9 yd pass from Ehlinger (Dicker kick) 4-50 1:10, UT 24 - OU 31
	00:14	UT	Ingram 1 yd pass from Ehlinger (Dicker kick) 8-84 1:38, UT 31 - OU 31
OT	15:00	UT	Ehlinger, Sam 3 yd run (Dicker, Cameron kick) 5-25 0:00, UT 38 - OU 31
	15:00	OU	Stogner 11 yd pass from Rattler, S. (Brkic kick) 5-25 0:00, UT 38 - OU 38
	15:00	OU	Rattler, S. 1 yd run (Brkic, Gabe kick) 5-25 0:00, UT 38 - OU 45
	15:00	UT	Ehlinger, Sam 25 yd run (Dicker, Cameron kick) 2-25 0:00, UT 45 - OU 45
	15:00	OU	Stoops 25 yd pass from Rattler (Wease pass from Rattler) 2-25 0:00, UT 45 - OU 53

	UT	OU
FIRST DOWNS	27	30
RUSHES-YARDS (NET)	34-141	55-208
PASSING YDS (NET)	287	261
Passes Att-Comp-Int	53-30-2	42-28-1
TOTAL OFFENSE PLAYS-YARDS	87-428	97-469
Fumble Returns-Yards	0-0	0-0
Punt Returns-Yards	2-25	2-58
Kickoff Returns-Yards	0-0	1-28
Interception Returns-Yards	1-29	2-0
Punts (Number-Avg)	8-37.8	6-37.8
Fumbles-Lost	1-1	4-2
Penalties-Yards	10-86	11-121
Possession Time	23:56	36:04
Third-Down Conversions	6 of 17	8 of 18
Fourth-Down Conversions	1 of 1	1 of 1
Red-Zone Scores-Chances	6-8	6-7
Sacks By: Number-Yards	2-14	6-34


RUSHING: Texas-Ehlinger, Sam 23-112; Robinson, Bijan 5-17; Ingram, Keaontay 3-15; Johnson, Roschon 3-minus 3. Oklahoma-Pledger, T.J. 22-131; Rattler, S. 14-51; Major, Marcus 12-43; Rambo, C. 1-1; Mordecai, T. 3-minus 4; TEAM 2-minus 4; Wease, Theo 1-minus 10.

PASSING: Texas-Ehlinger, Sam 30-53-2-287. Oklahoma-Rattler, S. 23-35-1-209; Mordecai, T. 5-7-0-52.

RECEIVING: Texas-Whittington, Jor 10-65; Moore, Joshua 8-83; Ingram, Keaontay 4-21; Eagles, Brennan 3-41; Robinson, Bijan 2-39; Wiley, Jared 2-14; Black, Tarik 1-24. Oklahoma-Wease, Theo 8-52; Stogner, Austin 6-56; Mims, Marvin 4-52; Pledger, T.J. 2-24; Hall, Jeremiah 2-23; Stoops, Drake 2-20; Rambo, C. 2-16; Henderson, M. 1-15; Howard, Theo 1-3.

INTERCEPTIONS: Texas-DeMar Overshown 1-29. Oklahoma-Washington, W. 1-0; Brown, Tre 1-0.

FUMBLES: Texas-Ingram, Keaontay 1-1. Oklahoma-Rattler, S. 2-1; Mordecai, T. 1-0; Pledger, T.J. 1-1.

	GAME FIVE Oct. 24, 2020 Austin, Texas Attendance: 18,202 TV: ESPN
	BAYLOR NR/NR 16
TEXAS RV/RV	27

Score by Quarters	1	2	3	4	OT	Score
Baylor	3	0	0	13	-	16
Texas	0	13	14	0	-	27

Scoring Summary

Qtr	Time	Team	Summary
1st	00:49	BU	Mayers, John 22 yd field goal 12-67 5:35, BU 3 - UT 0
2nd	12:10	UT	Dicker, Cameron 42 yd field goal 11-52 3:39, BU 3 - UT 3
	06:15	UT	Dicker, Cameron 23 yd field goal 9-75 3:54, BU 3 - UT 6
	01:53	UT	Moore 3 yd pass from Ehlinger (Dicker kick) 7-80 2:32, BU 3 - UT 13
3rd	10:25	UT	Ehlinger, Sam 1 yd run (Dicker, Cameron kick) 12-75 4:35, BU 3 - UT 20
	00:20	UT	Ehlinger, Sam 9 yd run (Dicker, Cameron kick) 6-75 3:21, BU 3 - UT 27
4th	11:24	BU	Lovett 3 yd pass from Brewer (Brewer pass failed) 9-75 3:56, BU 9 - UT 27
	07:37	BU	Holmes 7 yd pass from Brewer (Mayers kick) 5-25 2:14, BU 16 - UT 27

	BU	UT
FIRST DOWNS	22	19
RUSHES-YARDS (NET)	21-64	47-159
PASSING YDS (NET)	252	270
Passes Att-Comp-Int	44-31-0	23-15-1
TOTAL OFFENSE PLAYS-YARDS	65-316	70-429
Fumble Returns-Yards	0-0	0-0
Punt Returns-Yards	2-12	0-0
Kickoff Returns-Yards	2-35	0-0
Interception Returns-Yards	1-32	0-0
Punts (Number-Avg)	6-41.5	4-37.5
Fumbles-Lost	0-0	0-0
Penalties-Yards	4-26	5-50
Possession Time	27:53	32:07
Third-Down Conversions	5 of 14	8 of 15
Fourth-Down Conversions	0 of 1	1 of 1
Red-Zone Scores-Chances	3-4	4-5
Sacks By: Number-Yards	2-16	1-8


RUSHING: Baylor-Lovett, John 4-21; Williams, Craig 3-17; Brewer, Charlie 10-16; Ebner, Trestan 4-10. Texas-Ingram, Keaontay 16-57; Robinson, Bijan 12-55; Ehlinger, Sam 15-51; Johnson, Roschon 1-1; Moore, Joshua 1-minus 1; Team 2-minus 4.

PASSING: Baylor-Brewer, Charlie 30-43-0-256; Ebner, Trestan 1-1-0-minus 4. Texas-Ehlinger, Sam 15-23-1-270.

RECEIVING: Baylor-Holmes, Gavin 9-57; Ebner, Trestan 5-45; Sneed, R.J. 4-62; Fleeks, Josh 4-29; Thornton, Tyquan 4-22; Lovett, John 3-9; Sims, Ben 2-28. Texas-Eagles, Brennan 4-36; Wiley, Jared 2-70; Moore, Joshua 2-45; Dixon, Kelvontay 2-3; Black, Tarik 1-72; Smith, Jake 1-14; Brewer, Cade 1-13; Ingram, Keaontay 1-10; Johnson, Roschon 1-7.

INTERCEPTIONS: Baylor-Woods, J.T. 1-32. Texas-None.

FUMBLES: Baylor-None. Texas-None.

	GAME SIX Oct. 31, 2020 Stillwater, Okla. Attendance: 14,672 TV: FOX
	TEXAS RV/RV 41
OKLAHOMA STATE 6/6	34

Score by Quarters	1	2	3	4	OT	Score
Texas	7	13	6	8	7	41
Oklahoma State	14	10	7	3	0	34

Scoring Summary

Qtr	Time	Team	Summary
1st	10:23	OSU	Wallace 11 yd pass from Sanders (Hale kick) 7-86 1:51, UT 0 - OSU 7
	08:31	UT	Ingram, Keaontay 1 yd run (Dicker, Cameron kick) 3-15 0:39, UT 7 - OSU 7
	01:36	OSU	Wolf 5 yd pass from Sanders (Hale kick) 5-62 2:07, UT 7 - OSU 14
2nd	13:20	UT	Eagles 41 yd pass from Ehlinger (Dicker kick) 7-75 3:11, UT 20 - OSU 14
	10:56	UT	Dicker, Cameron 20 yd field goal 4-5 1:12, UT 17 - OSU 14
	08:15	OSU	Hubbard 5 yd pass from Sanders (Hale kick) 7-75 2:41, UT 17 - OSU 21
	01:49	OSU	Hale, Alex 31 yd field goal 13-69 4:45, UT 17 - OSU 24
	00:03	UT	Dicker, Cameron 40 yd field goal 3-30 0:21, UT 20 - OSU 24
3rd	08:09	OSU	Wallace 9 yd pass from Sanders (Hale kick) 10-72 3:11, UT 20 - OSU 31
	07:57	UT	Jamison 100 yd kickoff return (Dicker kick failed) UT 26 - OSU 31
4th	04:27	UT	Smith 12 yd pass from Ehlinger (Brewer pass from Ehlinger) 15-59 7:48, UT 34 - OSU 31
	00:05	OSU	Hale, Alex 34 yd field goal 7-63 1:08, UT 34 - OSU 34
OT	15:00	UT	Moore 15 yd pass from Ehlinger (Dicker kick) 4-0 0:00, UT 41 - OSU 34

	UT	OSU
FIRST DOWNS	17	32
RUSHES-YARDS (NET)	40-118	51-130
PASSING YDS (NET)	169	400
Passes Att-Comp-Int	35-18-0	40-27-1
TOTAL OFFENSE PLAYS-YARDS	75-287	91-530
Fumble Returns-Yards	2-41	0-0
Punt Returns-Yards	1-1	3-20
Kickoff Returns-Yards	5-165	0-0
Interception Returns-Yards	1-41	0-0
Punts (Number-Avg)	9-47.1	5-42.0
Fumbles-Lost	2-0	3-3
Penalties-Yards	13-142	8-70
Possession Time	30:21	29:39
Third-Down Conversions	2 of 15	3 of 12
Fourth-Down Conversions	2 of 2	0 of 1
Red-Zone Scores-Chances	4-5	6-7
Sacks By: Number-Yards	5-37	5-32

RUSHING: Texas-Robinson, Bijan 13-59; Johnson, Roschon 9-49; Money, Kai 1-9; Smith, Jake 1-7; Ingram, Keaontay 2-5; Kerstetter, Dere 1-minus 2; Ehlinger, Sam 13-minus 9. Oklahoma State-Hubbard, Chuba 25-72; Brown, LD 8-33; Johnson, B. 1-19; Sanders, Spencer 16-11; TEAM 1-minus 5.

PASSING: Texas-Ehlinger, Sam 18-34-0-169; Team 0-1-0-0. Oklahoma State-Sanders, Spencer 27-39-1-400; TEAM 0-1-0-0.

RECEIVING: Texas-Smith, Jake 7-70; Brewer, Cade 4-16; Eagles, Brennan 3-55; Robinson, Bijan 2-8; Moore, Joshua 1-15; Wiley, Jared 1-5. Oklahoma State-Wallace, Tylan 11-187; Stoner, Dillon 4-53; Hubbard, Chuba 4-34; Johnson, B. 3-52; Wolf, Landon 3-37; Brown, LD 2-37.

INTERCEPTIONS: Texas-Green, Jalen 1-41. Oklahoma State-None.

FUMBLES: Texas-Jamison, D'Shawn 1-0; Kerstetter, Dere 1-0. Oklahoma State-Sanders, Spencer 2-2; Brown, LD 1-1.

BOX SCORES



GAME SEVEN
Nov. 7, 2020 | Austin, Texas
Attendance: 17,843 | TV: ABC

WEST VIRGINIA RV/RV	13
TEXAS 22/RV	17

Score by Quarters	1	2	3	4	OT	Score
West Virginia	7	0	6	0	-	13
Texas	7	3	7	0	-	17

Scoring Summary

Qtr	Time	Team	Summary
1st	12:35	UT	Eagles 7 yd pass from Ehlinger (Dicker kick) 7-75 2:25, WVU 0 - UT 7
	08:58	WVU	Leddie Brown 12 yd run (Casey Legg kick) 9-75 3:37, WVU 7 - UT 7
2nd	14:55	UT	Dicker, Cameron 34 yd field goal 10-74 2:24, WVU 7 - UT 10
3rd	10:11	WVU	Casey Legg 25 yd field goal 11-66 4:49, WVU 10 - UT 10
	07:31	UT	Smith 33 yd pass from Ehlinger (Dicker kick) 7-65 2:40, WVU 10 - UT 17
	00:22	WVU	Casey Legg 34 yd field goal 9-31 4:20, WVU 13 - UT 17

	WVU	UT
FIRST DOWNS	21	17
RUSHES-YARDS (NET)	26-43	36-179
PASSING YDS (NET)	317	184
Passes Att-Comp-Int	50-35-0	31-15-0
TOTAL OFFENSE PLAYS-YARDS	76-360	67-363
Fumble Returns-Yards	0-0	0-0
Punt Returns-Yards	3-27	3--2
Kickoff Returns-Yards	0-0	2-36
Interception Returns-Yards	0-0	0-0
Punts (Number-Avg)	5-40.8	6-43.3
Fumbles-Lost	2-0	1-0
Penalties-Yards	6-50	4-45
Possession Time	34:21	25:39
Third-Down Conversions	6 of 16	8 of 17
Fourth-Down Conversions	0 of 3	0 of 1
Red-Zone Scores-Chances	3-5	2-2
Sacks By: Number-Yards	1-5	2-15

RUSHING: West Virginia-Leddie Brown 15-47; Alec Sinkfield 6-5; TEAM 1-minus 2; Jarret Doege 4-minus 7. Texas-Robinson,Bijan 12-113; Ehlinger,Sam 12-39; Johnson,Roschon 10-29; Team 2-minus 2.

PASSING: West Virginia-Jarret Doege 35-50-0-317. Texas Ehlinger,Sam 15-31-0-184.

RECEIVING: West Virginia-Isaiah Esdale 6-60; B. Ford-Wheaton 6-55; Sean Ryan 5-36; T.J. Simmons 4-71; Winston Wright 4-56; Leddie Brown 3-10; Ali Jennings 2-17; Sam James 2-15; Alec Sinkfield 2-6; Jarret Doege 1-minus 9. Texas-Eagles,Brennan 4-43; Smith,Jake 3-59; Johnson,Roschon 3-14; Robinson,Bijan 2-38; Black,Tarik 1-21; Schooler,Brende 1-6; Epps,Malcolm 1-3.

INTERCEPTIONS: West Virginia-None. Texas-None.

FUMBLES: West Virginia-Alec Sinkfield 1-0; Leddie Brown 1-0. Texas-Robinson,Bijan 1-0.



GAME EIGHT
Nov. 27, 2020 | Austin, Texas
Attendance: 16,555 | TV: ABC

IOWA STATE 13/15/15	23
TEXAS 17/20/21	20

Score by Quarters	1	2	3	4	OT	Score
Iowa State	7	3	3	10	-	23
Texas	13	0	7	0	-	20

Scoring Summary

Qtr	Time	Team	Summary
1st	11:29	UT	Dicker 21 yd field goal 8-72 3:31, ISU 0 - UT 3
	07:39	UT	Ehlinger,Sam 17 yd run (Dicker,Cameron kick) 6-63 2:19, ISU 0 - UT 10
	04:45	ISU	Shaw 35 yd pass from Purdy (Assalley kick) 6-75 2:54, ISU 7 - UT 10
	00:21	UT	Dicker,Cameron 42 yd field goal 6-32 1:52, ISU 7 - UT 13
2nd	07:21	ISU	Assalley, C. 26 yd field goal 15-67 8:00, ISU 10 - UT 13
3rd	07:30	UT	Wiley 7 yd pass from Ehlinger (Dicker kick) 8-89 3:46, ISU 10 - UT 20
	02:54	ISU	Assalley, C. 29 yd field goal 9-63 4:36, ISU 13 - UT 20
4th	14:48	ISU	Assalley, C. 38 yd field goal 5-37 1:49, ISU 16 - UT 20
	01:25	ISU	Hall, Breece 3 yd run (Assalley, C. kick) 5-69 1:44, ISU 23 - UT 20

	ISU	UT
FIRST DOWNS	25	21
RUSHES-YARDS (NET)	33-121	35-145
PASSING YDS (NET)	312	303
Passes Att-Comp-Int	36-25-0	30-18-0
TOTAL OFFENSE PLAYS-YARDS	69-433	65-448
Fumble Returns-Yards	1-0	0-0
Punt Returns-Yards	0-0	1-4
Kickoff Returns-Yards	0-0	4-94
Interception Returns-Yards	0-0	0-0
Punts (Number-Avg)	4-37.5	2-40.5
Fumbles-Lost	0-0	1-1
Penalties-Yards	7-55	7-56
Possession Time	32:57	27:03
Third-Down Conversions	5 of 14	4 of 11
Fourth-Down Conversions	1 of 1	0 of 2
Red-Zone Scores-Chances	4-4	3-4
Sacks By: Number-Yards	2-10	1-7


RUSHING: Iowa State-Hall, Breece 20-91; Purdy, Brock 9-19; Nwangwu, Kene 4-11. Texas-Ehlinger,Sam 15-65; Robinson,Bijan 16-54; Johnson,Roschon 4-26.

PASSING: Iowa State-Purdy, Brock 25-36-0-312. Texas Ehlinger,Sam 17-29-0-298; Dicker,Cameron 1-1-0-5.

RECEIVING: Iowa State-Kolar, Charlie 6-131; Milton, Tarique 6-32; Soehner, Dylan 5-69; Shaw, Sean 5-60; Akers, Landen 1-10; Hutchinson, X. 1-5; Lang, Johnnie 1-5. Texas-Eagles,Brennan 5-142; Whittington,Jor 3-26; Smith,Jake 2-47; Johnson,Roschon 2-22; Brewer,Cade 2-14; Black,Tarik 1-31; Moore,Joshua 1-11; Wiley,Jared 1-7; Robinson,Bijan 1-3.

INTERCEPTIONS: Iowa State-None. Texas-None.

FUMBLES: Iowa State-None. Texas-Black,Tarik 1-1.



GAME NINE
Dec. 5, 2020 | Manhattan, Kan.
Attendance: 9,851 | TV: FOX

TEXAS RV/RV	69
KANSAS STATE NR/NR	31

Score by Quarters	1	2	3	4	OT	Score
Texas	17	14	35	3	-	69
Kansas State	7	10	14	0	-	31

Scoring Summary

Qtr	Time	Team	Summary
1st	10:34	UT	Robinson,Bijan 12 yd run (Dicker,Cameron kick) 7-81 2:33, UT 7 - KS 0
	04:38	UT	Dicker,Cameron 28 yd field goal 9-54 3:20, UT 10 - KS 0
	04:19	UT	Johnson,Roschon 3 yd run (Dicker,Cameron kick) 1-3 0:04, UT 17 - KS 0
	00:54	KS	Vaughn, Deuce 19 yd run (Lynch, Blake kick) 8-64 3:19, UT 17 - KS 7
2nd	14:53	UT	Robinson,Bijan 30 yd run (Dicker,Cameron kick) 4-59 0:52, UT 24 - KS 7
	11:40	KS	Lynch, Blake 47 yd field goal 7-46 3:13, UT 24 - KS 10
	08:17	UT	Johnson,Roschon 7 yd run (Dicker,Cameron kick) 8-70 3:17, UT 31 - KS 10
	01:20	KS	Vaughn, Deuce 4 yd run (Lynch, Blake kick) 12-80 5:10, UT 31 - KS 17
3rd	14:44	UT	Robinson,Bijan 75 yd run (Dicker,Cameron kick) 2-75 0:16, UT 38 - KS 17
	11:24	KS	Knowles 7 yd pass from Howard (Lynch kick) 8-76 3:14, UT 38 - KS 24
	11:01	UT	Johnson,Roschon 1 yd run (Dicker,Cameron kick) 1-1 0:00, UT 45 - KS 24
	09:13	KS	Knowles 29 yd pass from Howard (Lynch kick) 4-75 1:48, UT 45 - KS 31
	07:01	UT	Whittington 15 yd run (Dicker,Cameron kick) 6-75 2:12, UT 52 - KS 31
	02:18	UT	Brewer 15 yd pass from Ehlinger (Dicker kick) 8-86 2:53, UT 59 - KS 31
	01:06	UT	Epps 32 yd pass from Ehlinger (Dicker kick) 1-32 0:07, UT 66 - KS 31
4th	07:48	UT	Dicker,Cameron 21 yd field goal 6-63 3:22, UT 69 - KS 31

	UT	KS
FIRST DOWNS	26	24
RUSHES-YARDS (NET)	33-334	46-274
PASSING YDS (NET)	274	174
Passes Att-Comp-Int	27-20-0	27-16-2
TOTAL OFFENSE PLAYS-YARDS	60-608	73-448
Fumble Returns-Yards	0-0	0-0
Punt Returns-Yards	1-10	0-0
Kickoff Returns-Yards	4-164	5-111
Interception Returns-Yards	2-21	0-0
Punts (Number-Avg)	2-45.5	3-42.7
Fumbles-Lost	0-0	1-1
Penalties-Yards	4-55	3-21
Possession Time	24:20	35:40
Third-Down Conversions	3 of 8	4 of 11
Fourth-Down Conversions	0 of 0	0 of 1
Red-Zone Scores-Chances	8-9	4-4
Sacks By: Number-Yards	1-9	1-5

RUSHING: Texas-Robinson,Bijan 9-172; Johnson,Roschon 14-139; Whittington,Jor 1-15; Watson,Gabriel 2-5; Thompson,Casey 3-5; Smith,Jake 1-4; Ehlinger,Sam 3-minus 6. Kansas State-Vaughn, Deuce 10-125; Howard, Will 18-79; Brooks, Phillip 4-23; Trotter, Harry 6-23; Knowles, Malik 3-16; Burns, Tyler 4-14; Mozee, Keyon 1-minus 6.


PASSING: Texas-Ehlinger,Sam 20-27-0-274. Kansas State-Howard, Will 16-27-2-174.

RECEIVING: Texas-Smith,Jake 4-55; Eagles,Brennan 4-41; Robinson,Bijan 3-51; Whittington,Jor 3-35; Moore,Joshua 2-32; Epps,Malcolm 1-32; Brewer,Cade 1-15; Wiley,Jared 1-7; Money,Kai 1-6. Kansas State-Knowles, Malik 6-95; Vaughn, Deuce 4-45; Trotter, Harry 3-20; Moore, Briley 1-12; Render, D.J. 1-3; Brooks, Phillip 1-minus 1.

INTERCEPTIONS: Texas-Thompson,Jerrin 1-21; Gbenda,David 1-0. Kansas State-None.

FUMBLES: Texas-None. Kansas State-Howard, Will 1-1.

BOX SCORES

	GAME 10 Dec. 12, 2020 Lawrence, Kan. Attendance: None TV: ESPN
TEXAS <small>23/23</small>	-
KANSAS <small>NR/NR</small>	-

- CANCELED -

The game was declared a "no contest" and not rescheduled.

	GAME 11 Dec. 29, 2020 San Antonio, Texas Attendance: None TV: ESPN
TEXAS <small>20/20/24</small>	-
COLORADO <small>NR/NR/RV</small>	-

SELECT PLAYERS GAME-BY-GAME STATISTICS

O TARIK BLACK

WR | 6-3 | 217 | SR-TR
HAMDEN, CONN. | MICHIGAN

CAREER HIGHS (AT TEXAS)

Receptions.....	5 vs. UTEP (2020)
Receiving Yards.....	80 vs. UTEP (2020)
Receiving TDs.....	1 vs. UTEP (2020)
Long Reception.....	72 vs. Baylor (2020)

CAREER TOTALS (AT TEXAS)

100-yard receiving games.....	None
Multiple receiving TD games.....	None

BLACK'S 2020 GAME-BY-GAME RECEIVING STATS (AT TEXAS)

Date	Opponent	No.	Yds	TD	Long
Sept. 12	UTEP	5	80	1	31
Sept. 26	at Texas Tech	0	0	0	0
Oct. 3	TCU	1	12	0	12
Oct. 10	vs. Oklahoma	1	24	0	24
Oct. 24	Baylor	1	72	0	72
Oct. 31	at Oklahoma State	0	0	0	0
Nov. 7	West Virginia	1	21	0	21
Nov. 27	Iowa State	1	31	0	28
Dec. 5	at Kansas State		DNP		
Dec. 12	at Kansas		Canceled		
Dec. 29	vs. Colorado#		-		-

BLACK'S CAREER RECEIVING STATS (AT TEXAS)

Year	G	Rec	Yds	TD	Lg	Rec/G	Avg/C	Avg/G
2020	8	10	240	1	72	1.2	24.0	30.0
TOTAL	8	10	240	1	72	1.2	24.0	30.0

O DEMARVION OVERSHOWN

LB | 6-4 | 215 | JR-2L
ARP, TEXAS | ARP

CAREER HIGHS

Tackles.....	11 vs. Oklahoma (2020)
Solo tackles.....	5, three times, last vs. Iowa State (2020)
Tackles for loss.....	2.0, four times, last vs. West Virginia (2020)
Sacks.....	1.0, twice, last vs. Kansas (2019)
Interceptions.....	1, twice, last vs. Oklahoma (2020)
Pass breakups.....	2 at Texas Tech (2020)
Forced fumbles.....	1, three times, last vs. West Virginia (2020)
Fumbles recovered.....	None
Blocked kicks.....	None

CAREER TOTALS

Games with 5-plus tackles.....	8, last vs. Iowa State (2020)
Games with 8-plus tackles.....	3, last vs. Iowa State (2020)
Games with 10-plus tackles.....	1 vs. Oklahoma (2020)

OVERSHOWN'S 2018 GAME-BY-GAME DEFENSIVE STATS

Date	Opponent	TKL(Solo)	TFL	Sacks	Int	PBU	FF	FR	Blk
Sept. 1	at Maryland			DNP					
Sept. 8	Tulsa			DNP					
Sept. 15	USC			DNP					
Sept. 22	TCU			DNP					
Sept. 29	at Kansas State	0 (0)	0	0	0	0	0	0	0
Oct. 6	vs. Oklahoma	1 (0)	0	0	0	0	0	0	0
Oct. 13	Baylor	0 (0)	0	0	0	0	0	0	0
Oct. 27	at Oklahoma State	0 (0)	0	0	0	0	0	0	0
Nov. 3	West Virginia	0 (0)	0	0	0	0	0	0	0
Nov. 10	at Texas Tech			DNP					
Nov. 17	Iowa State	0 (0)	0	0	0	0	0	0	0
Nov. 23	at Kansas	0 (0)	0	0	0	0	0	0	0
Dec. 1	vs. Oklahoma &	0 (0)	0	0	0	0	0	0	0
Jan. 1	vs. Georgia!	0 (0)	0	0	0	0	0	0	0

OVERSHOWN'S 2019 GAME-BY-GAME DEFENSIVE STATS

Date	Opponent	TKL(Solo)	TFL	Sacks	Int	PBU	FF	FR	Blk
Aug. 31	Louisiana Tech	1 (1)	1.0	1.0	1	0	0	0	0
Sept. 7	LSU	0 (0)	0	0	0	0	0	0	0
Sept. 14	at Rice			DNP					
Sept. 21	Oklahoma State			DNP					
Oct. 5	at West Virginia			DNP					
Oct. 12	vs. Oklahoma	0 (0)	0	0	0	0	0	0	0
Oct. 19	Kansas	5 (5)	2.0	1.0	0	1	0	0	0
Oct. 26	at TCU			DNP					
Nov. 9	Kansas State			DNP					
Nov. 16	at Iowa State	3 (3)	2.0	0	0	0	0	0	0
Nov. 23	at Baylor	5 (4)	1.0	0	0	1	1	0	0
Nov. 29	Texas Tech	4 (4)	1.0	0	0	1	0	0	0
Dec. 31	vs. Utah*	0 (0)	0	0	0	0	0	0	0

OVERSHOWN'S 2020 GAME-BY-GAME DEFENSIVE STATS

Date	Opponent	TKL(Solo)	TFL	Sacks	Int	PBU	FF	FR	Blk
Sept. 12	UTEP	4 (1)	2.0	0	0	0	0	0	0
Sept. 26	at Texas Tech	2 (2)	1.0	0	0	2	0	0	0
Oct. 3	TCU	7 (2)	0	0	0	1	0	0	0
Oct. 10	vs. Oklahoma	11 (3)	0.5	0	1	0	0	0	0
Oct. 24	Baylor	5 (2)	0	0	0	1	0	0	0
Oct. 31	at Oklahoma State	5 (4)	1.0	0	0	1	1	0	0
Nov. 7	West Virginia	8 (5)	2.0	1.0	0	1	1	0	0
Nov. 27	Iowa State	8 (5)	1.0	0	0	1	0	0	0
Dec. 5	at Kansas State	4 (4)	0	0	0	0	0	0	0
Dec. 12	at Kansas								Canceled
Dec. 29	vs. Colorado#	-	-	-	-	-	-	-	-

OVERSHOWN'S CAREER DEFENSIVE STATS

Year	G	Tkl	Solo	TFL-Yds	Sack-Yds	Int	PBU	FF	FR	Blk
2018	9	1	0	0-0	0-0	0	0	0	0	0
2019	8	18	17	7.0-26	2.0-13	1	3	1	0	0
2020	9	54	28	7.5-25	1.0-9	1	7	2	0	0
Career	26	73	45	14.5-51	3.0-22	2	10	3	0	0

2 ROSCHON JOHNSON

RB | 6-2 | 215 | SO-1L
PORT NECHES, TEXAS | PORT NECHES-GROVES

CAREER HIGHS

Attempts.....	23 vs. Texas Tech (2019)
Rushing Yards.....	139 at Kansas State (2020)
Rushing TDs.....	3, twice, last at Kansas State (2020)
Long Rush.....	52 vs. Oklahoma (2019)
Receptions.....	4 vs. Oklahoma (2019)
Receiving Yards.....	30 at Rice (2019)
Receiving TDs.....	1, twice, last vs. TCU (2020)
Long Reception.....	25 at Rice (2019)
All-Purpose Yards.....	153 at Kansas State (2020)

CAREER TOTALS

100-yard rushing games.....	3, last at Kansas State (2020)
Multiple rush TD games.....	2, last at Kansas State (2020)

JOHNSON'S 2019 GAME-BY-GAME RUSHING STATS

Date	Opponent	Att	Yds	TD	Long	Avg
Aug. 31	Louisiana Tech	7	26	0	8	3.7
Sept. 7	LSU	7	32	0	7	4.6
Sept. 14	at Rice	11	59	0	13	5.4
Sept. 21	Oklahoma State	9	30	1	14	3.3
Oct. 5	at West Virginia	21	121	0	17	5.8
Oct. 12	vs. Oklahoma	8	95	1	57	11.9
Oct. 19	Kansas	11	46	1	14	4.2
Oct. 26	at TCU	5	9	1	3	1.8
Nov. 9	Kansas State	5	37	0	20	7.4
Nov. 16	at Iowa State	5	18	0	5	3.0
Nov. 23	at Baylor	4	22	0	10	5.5
Nov. 29	Texas Tech	23	105	3	16	4.6
Dec. 31	vs. Utah*	6	49	0	29	8.2

JOHNSON'S 2019 GAME-BY-GAME RECEIVING STATS

Date	Opponent	No.	Yds	TD	Long
Aug. 31	Louisiana Tech	2	14	0	13
Sept. 7	LSU	3	17	0	7
Sept. 14	at Rice	3	30	1	25
Sept. 21	Oklahoma State	1	15	0	15
Oct. 5	at West Virginia	1	10	0	10
Oct. 12	vs. Oklahoma	4	23	0	11
Oct. 19	Kansas	0	0	0	0
Oct. 26	at TCU	1	5	0	5
Nov. 9	Kansas State	1	7	0	7
Nov. 16	at Iowa State	2	17	0	12
Nov. 23	at Baylor	3	16	0	6
Nov. 29	Texas Tech	2	4	0	5
Dec. 31	vs. Utah*	0	0	0	0

JOHNSON'S 2020 GAME-BY-GAME RUSHING STATS

Date	Opponent	Att	Yds	TD	Long	Avg
Sept. 12	UTEP	8	38	1	9	4.8
Sept. 26	at Texas Tech	16	44	1	12	2.8
Oct. 3	TCU	5	63	0	40	12.6
Oct. 10	vs. Oklahoma	3	-3	0	0	-1.0
Oct. 24	Baylor	1	1	0	1	1.0
Oct. 31	at Oklahoma State	9	49	0	29	5.4
Nov. 7	West Virginia	10	29	0	8	2.9
Nov. 27	Iowa State	4	26	0	11	6.5
Dec. 5	at Kansas State	14	139	3	43	9.9
Dec. 12	at Kansas					Canceled
Dec. 29	vs. Colorado#	-	-	-	-	-

JOHNSON'S 2020 GAME-BY-GAME RECEIVING STATS

Date	Opponent	No.	Yds	TD	Long	
Sept. 12	UTEP	0	0	0	0	
Sept. 26	at Texas Tech	0	0	0	0	
Oct. 3	TCU	1	7	1	7	
Oct. 10	vs. Oklahoma	0	0	0	0	
Oct. 24	Baylor	1	7	0	7	
Oct. 31	at Oklahoma State	0	0	0	0	
Nov. 7	West Virginia	3	14	0	8	
Nov. 27	Iowa State	2	22	0	13	
Dec. 5	at Kansas State	0	0	0	0	
Dec. 12	at Kansas					Canceled
Dec. 29	vs. Colorado#	-	-	-	-	

JOHNSON'S CAREER RUSHING STATS

Year	G	Att	Yds	TD	Lg	Avg/C	Avg/G
2019	13	123	649	7	57	5.3	49.9
2020	9	70	386	5	43	5.5	42.9
TOTAL	22	193	1035	12	57	5.4	47.0

JOHNSON'S CAREER RECEIVING STATS

Year	G	Rec	Yds	TD	Lg	Rec/G	Avg/C	Avg/G
2019	13	23	158	1	25	1.8	6.9	12.2
2020	9	7	50	1	13	0.8	7.1	5.6
TOTAL	22	30	208	2	25	1.4	6.9	9.5

SELECT PLAYERS GAME-BY-GAME STATISTICS

3 JALEN GREEN

DB | 6-1 | 195 | JR-2L
HOUSTON, TEXAS | HEIGHTS

CAREER HIGHS

Tackles.....8 vs. LSU (2019)
Solo tackles.....8 vs. LSU (2019)
Tackles for loss.....1.0, three times, last vs. Oklahoma (2020)
Sacks.....None
Interceptions.....1 at Oklahoma State (2020)
Pass breakups.....2 vs. Louisiana Tech (2019)
Forced fumbles.....None
Fumbles recovered.....None
Blocked kicks.....None

CAREER TOTALS

Games with 5-plus tackles.....3, last at Baylor (2019)
Games with 8-plus tackles.....1, last vs. LSU (2019)
Games with 10-plus tackles.....None

GREEN'S 2018 GAME-BY-GAME DEFENSIVE STATS

Date	Opponent	TKL(Solo)	TFL	Sacks	Int	PBU	FF	FR	Blk
Sept. 1	at Maryland				DNP				
Sept. 8	Tulsa	0 (0)	0	0	0	0	0	0	0
Sept. 15	USC				DNP				
Sept. 22	TCU				DNP				
Sept. 29	at Kansas State	0 (0)	0	0	0	0	0	0	0
Oct. 6	vs. Oklahoma	0 (0)	0	0	0	0	0	0	0
Oct. 13	Baylor	0 (0)	0	0	0	0	0	0	0
Oct. 27	at Oklahoma State	0 (0)	0	0	0	0	0	0	0
Nov. 3	West Virginia	0 (0)	0	0	0	0	0	0	0
Nov. 10	at Texas Tech	1 (0)	0	0	0	0	0	0	0
Nov. 17	Iowa State	0 (0)	0	0	0	0	0	0	0
Nov. 23	at Kansas	0 (0)	0	0	0	0	0	0	0
Dec. 1	vs. Oklahoma &	0 (0)	0	0	0	0	0	0	0
Jan. 1	vs. Georgia !	1 (1)	0	0	0	0	0	0	0

GREEN'S 2019 GAME-BY-GAME DEFENSIVE STATS

Date	Opponent	TKL(Solo)	TFL	Sacks	Int	PBU	FF	FR	Blk
Aug. 31	Louisiana Tech	5 (4)	0	0	0	2	0	0	0
Sept. 7	LSU	8 (8)	0	0	0	0	0	0	0
Sept. 14	at Rice	1 (0)	0	0	0	0	0	0	0
Sept. 21	Oklahoma State	2 (2)	1.0	0	0	1	0	0	0
Oct. 5	at West Virginia				DNP				
Oct. 12	vs. Oklahoma				DNP				
Oct. 19	Kansas				DNP				
Oct. 26	at TCU	3 (2)	1.0	0	0	0	0	0	0
Nov. 9	Kansas State	2 (0)	0	0	0	0	0	0	0
Nov. 16	at Iowa State	2 (2)	0	0	0	1	0	0	0
Nov. 23	at Baylor	5 (2)	0	0	0	1	0	0	0
Nov. 29	Texas Tech	0 (0)	0	0	0	0	0	0	0
Dec. 31	vs. Utah*	2 (1)	0	0	0	0	0	0	0

GREEN'S 2020 GAME-BY-GAME DEFENSIVE STATS

Date	Opponent	TKL(Solo)	TFL	Sacks	Int	PBU	FF	FR	Blk
Sept. 12	UTEP	1 (1)	0	0	0	0	0	0	0
Sept. 26	at Texas Tech	1 (1)	0	0	0	1	0	0	0
Oct. 3	TCU	1 (1)	0	0	0	0	0	0	0
Oct. 10	vs. Oklahoma	3 (2)	1.0	0	0	0	0	0	0
Oct. 24	Baylor	3 (1)	0	0	0	0	0	0	0
Oct. 31	at Oklahoma State	2 (2)	0	0	1	0	0	0	0
Nov. 7	West Virginia	0 (0)	0	0	0	1	0	0	0
Nov. 27	Iowa State	1 (1)	0	0	0	0	0	0	0
Dec. 5	at Kansas State				DNP				
Dec. 12	at Kansas				Canceled				
Dec. 29	vs. Colorado#	-	-	-	-	-	-	-	-

GREEN'S CAREER DEFENSIVE STATS

Year	G	Tkl	Solo	TFL-Yds	Sack-Yds	Int	PBU	FF	FR	Blk
2018	11	1	1	0-0	0-0	0	0	0	0	0
2019	10	30	21	2-10	0-0	0	5	0	0	0
2020	8	12	9	1-4	0-0	1	2	0	0	0
Career	29	44	31	3-14	0-0	1	7	0	0	0

4 JORDAN WHITTINGTON

WR | 6-1 | 215 | FR-5R
CUERO, TEXAS | CUERO

CAREER HIGHS

Receptions.....10 vs. Oklahoma (2020)
Receiving Yards.....65 vs. Oklahoma (2020)
Receiving TDs.....None
Long Reception.....43 vs. UTEP (2020)
Rushing Attempts.....1, twice, last at Kansas State (2020)
Rushing Yards.....15, twice, last at Kansas State (2020)
Rushing Touchdowns.....1 at Kansas State (2020)

CAREER TOTALS

10-catch games.....1 vs. Oklahoma (2020)
100-yard receiving games.....None
Multiple receiving TD games.....None

WHITTINGTON'S 2019 GAME-BY-GAME RECEIVING STATS

Date	Opponent	No.	Yds	TD	Long
Aug. 31	Louisiana Tech	2	17	0	14
Sept. 7	LSU		DNP		
Sept. 14	at Rice		DNP		
Sept. 21	Oklahoma State		DNP		
Oct. 5	at West Virginia		DNP		
Oct. 12	vs. Oklahoma		DNP		
Oct. 19	Kansas		DNP		
Oct. 26	at TCU		DNP		
Nov. 9	Kansas State		DNP		
Nov. 16	at Iowa State		DNP		
Nov. 23	at Baylor		DNP		
Nov. 29	Texas Tech		DNP		
Dec. 31	vs. Utah*		DNP		

WHITTINGTON'S 2020 GAME-BY-GAME RECEIVING STATS

Date	Opponent	No.	Yds	TD	Long
Sept. 12	UTEP	2	45	0	43
Sept. 26	at Texas Tech		DNP		
Oct. 3	TCU		DNP		
Oct. 10	vs. Oklahoma	10	65	0	20
Oct. 24	Baylor		DNP		
Oct. 31	at Oklahoma State		DNP		
Nov. 7	West Virginia		DNP		
Nov. 21	at Kansas	3	26	0	13
Nov. 27	Iowa State	3	35	0	32
Dec. 5	at Kansas State		Canceled		
Dec. 29	vs. Colorado#	-	-	-	-

WHITTINGTON'S CAREER RECEIVING STATS

Year	G	Rec	Yds	TD	Lg	Rec/G	Avg/C	Avg/G
2019	1	2	17	0	14	2.0	8.5	17.0
2020	4	18	171	0	43	4.5	9.5	42.8
TOTAL	5	20	188	0	43	4.0	9.4	37.6

5 D'SHAWN JAMISON

DB | 5-10 | 190 | JR-2L
HOUSTON, TEXAS | LAMAR

CAREER HIGHS

Tackles.....9 at Iowa State (2019)
Solo tackles.....8 at Iowa State (2019)
Tackles for loss.....1.5 vs. Oklahoma State (2019)
Sacks.....None
Interceptions.....2 at West Virginia (2019)
Pass breakups.....2, twice, last vs. Oklahoma (2020)
Forced fumbles.....1 at Baylor (2019)
Fumbles recovered.....1 vs. Oklahoma (2019)
Blocked kicks.....None

CAREER TOTALS

Games with 5-plus tackles.....5, last vs. Iowa State (2020)
Games with 8-plus tackles.....1, last at Iowa State (2019)
Games with 10-plus tackles.....None

JAMISON'S 2018 GAME-BY-GAME DEFENSIVE STATS

Date	Opponent	TKL(Solo)	TFL	Sacks	Int	PBU	FF	FR	Blk
Sept. 1	at Maryland	0 (0)	0	0	0	0	0	0	0
Sept. 8	Tulsa	0 (0)	0	0	0	0	0	0	0
Sept. 15	USC	0 (0)	0	0	0	0	0	0	0
Sept. 22	TCU	0 (0)	0	0	0	0	0	0	0
Sept. 29	at Kansas State	0 (0)	0	0	0	0	0	0	0
Oct. 6	vs. Oklahoma	0 (0)	0	0	0	0	0	0	0
Oct. 13	Baylor	0 (0)	0	0	0	0	0	0	0
Oct. 27	at Oklahoma State	0 (0)	0	0	0	0	0	0	0
Nov. 3	West Virginia	0 (0)	0	0	0	0	0	0	0
Nov. 10	at Texas Tech	0 (0)	0	0	0	0	0	0	0
Nov. 17	Iowa State	0 (0)	0	0	0	0	0	0	0
Nov. 23	at Kansas	0 (0)	0	0	0	0	0	0	0
Dec. 1	vs. Oklahoma &	0 (0)	0	0	0	0	0	0	0
Jan. 1	vs. Georgia !	0 (0)	0	0	0	0	0	0	0

JAMISON'S 2019 GAME-BY-GAME DEFENSIVE STATS

Date	Opponent	TKL(Solo)	TFL	Sacks	Int	PBU	FF	FR	Blk
Aug. 31	Louisiana Tech	1 (1)	0	0	0	0	0	0	0
Sept. 7	LSU	0 (0)	0	0	0	0	0	0	0
Sept. 14	at Rice	3 (2)	1.0	0	0	0	0	0	0
Sept. 21	Oklahoma State	2 (1)	1.5	0	0	0	0	0	0
Oct. 5	at West Virginia	4 (4)	0	0	2	0	0	0	0
Oct. 12	vs. Oklahoma	4 (2)	0	0	0	0	0	1	0
Oct. 19	Kansas	1 (1)	0	0	0	0	0	0	0
Oct. 26	at TCU	5 (5)	0	0	0	0	0	0	0
Nov. 9	Kansas State	0	0	0	0	1	0	0	0
Nov. 16	at Iowa State	9 (8)	0	0	1	0	0	0	0
Nov. 23	at Baylor	3 (2)	0	0	0	0	1	0	0
Nov. 29	Texas Tech	3 (3)	1.0	0	0	2	0	0	0
Dec. 31	vs. Utah*	0 (0)	0	0	0	0	0	0	0

JAMISON'S 2020 GAME-BY-GAME DEFENSIVE STATS

Date	Opponent	TKL(Solo)	TFL	Sacks	Int	PBU	FF	FR	Blk
Sept. 12	UTEP	5 (2)	0.5	0	0	0	0	0	0
Sept. 26	at Texas Tech	1 (1)	0	0	0	0	0	0	0
Oct. 3	TCU	0 (0)	0	0	0	0	0	0	0
Oct. 10	vs. Oklahoma	2 (2)	0	0	0	2	0	0	0
Oct. 24	Baylor	2 (2)	0	0	0	1	0	0	0
Oct. 31	at Oklahoma State	2 (2)	0	0	0	1	0	0	0
Nov. 7	West Virginia	7 (5)	0	0	0	0	0	0	0
Nov. 21	at Kansas	6 (5)	0	0	0	0	0	0	0
Nov. 27	Iowa State	4 (4)	0	0	0	1	0	0	0
Dec. 5	at Kansas State				Canceled				
Dec. 29	vs. Colorado#	-	-	-	-	-	-	-	-

JAMISON'S CAREER DEFENSIVE STATS

Year	G	Tkl	Solo	TFL-Yds	Sack-Yds	Int	PBU	FF	FR	Blk
2018	13	0	0	0-0	0-0	0	0	0	0	0
2019	13	35	29	3.5-5	0-0	3	3	1	1	0
2020	9	29	23	0.5-1	0-0	0	5	0	0	0
Career	35	64	52	4.0-6	0-0	3	8	1	1	0

SELECT PLAYERS GAME-BY-GAME STATISTICS

5 BIJAN ROBINSON

RB | 6-0 | 222 | FR-HS
TUSCON, ARIZ. | SALPONTE

CAREER HIGHS

Attempts 16 vs. Iowa State (2020)
Rushing Yards 172 at Kansas State (2020)
Rushing TDs 3 at Kansas State (2020)
Long Rush 75 at Kansas State (2020)
Receptions 3 at Kansas State (2020)
Receiving Yards 51 at Kansas State (2020)
Receiving TDs None
Long Reception 35 vs. West Virginia (2020)
All-Purpose Yards 223 at Kansas State (2020)

CAREER TOTALS

100-yard rushing games 2, last at Kansas State (2020)
Multiple rush TD games 1 at Kansas State (2020)

ROBINSON'S 2020 GAME-BY-GAME RUSHING STATS

Date	Opponent	Att	Yds	TD	Long	Avg
Sept. 12	UTEP	5	38	0	29	7.6
Sept. 26	at Texas Tech	4	12	0	5	3.0
Oct. 3	TCU			DNP		
Oct. 10	vs. Oklahoma	5	17	0	9	3.4
Oct. 24	Baylor	12	55	0	12	4.6
Oct. 31	at Oklahoma State	13	59	0	24	4.5
Nov. 7	West Virginia	12	113	0	54	9.4
Nov. 27	Iowa State	16	54	0	18	3.4
Dec. 5	at Kansas State	9	172	3	75	19.1
Dec. 12	at Kansas			Canceled		
Dec. 29	vs. Colorado#	-	-	-	-	-

ROBINSON'S 2020 GAME-BY-GAME RECEIVING STATS

Date	Opponent	No.	Yds	TD	Long
Sept. 12	UTEP	2	9	0	11
Sept. 26	at Texas Tech	1	11	0	11
Oct. 3	TCU			DNP	
Oct. 10	vs. Oklahoma	2	39	0	26
Oct. 24	Baylor	0	0	0	0
Oct. 31	at Oklahoma State	2	8	0	8
Nov. 7	West Virginia	2	38	0	35
Nov. 27	Iowa State	1	3	0	3
Dec. 5	at Kansas State	3	51	0	27
Dec. 12	at Kansas			Canceled	
Dec. 29	vs. Colorado#	-	-	-	-

ROBINSON'S CAREER RUSHING STATS

Year	G	Att	Yds	TD	Lg	Avg/C	Avg/G
2020	8	76	520	3	75	6.8	65.0
TOTAL	8	76	520	3	75	6.8	65.0

ROBINSON'S CAREER RECEIVING STATS

Year	G	Rec	Yds	TD	Lg	Rec/G	Avg/C	Avg/G
2020	8	13	159	0	35	1.6	12.2	19.9
TOTAL	8	13	159	0	35	1.6	12.2	19.9

6 JOSHUA MOORE

WR | 6-0 | 169 | SO-1L
YOAKUM, TEXAS | YOAKUM

CAREER HIGHS

Receptions 8 vs. Oklahoma (2020)
Receiving Yards 127 vs. UTEP (2020)
Receiving TDs 3 at Texas Tech (2020)
Long Reception 78 vs. UTEP (2020)

CAREER TOTALS

100-yard receiving games 1 vs. UTEP (2020)
Multiple receiving TD games 1 at Texas Tech (2020)

MOORE'S 2018 GAME-BY-GAME RECEIVING STATS

Date	Opponent	No.	Yds	TD	Long
Sept. 1	at Maryland	0	0	0	0
Sept. 8	Tulsa	2	7	0	7
Sept. 15	USC	1	27	1	27
Sept. 22	TCU	2	9	0	5
Sept. 29	at Kansas State	2	10	0	7
Oct. 6	vs. Oklahoma	0	0	0	0
Oct. 13	Baylor			DNP	
Oct. 27	at Oklahoma State			DNP	
Nov. 3	West Virginia			DNP	
Nov. 10	at Texas Tech			DNP	
Nov. 17	Iowa State			DNP	
Nov. 23	at Kansas			DNP	
Dec. 1	vs. Oklahoma &			DNP	
Jan. 1	vs. Georgia!			DNP	

MOORE'S 2019 GAME-BY-GAME RECEIVING STATS

Date	Opponent	No.	Yds	TD	Long
Aug. 31	Louisiana Tech			DNP	
Sept. 7	LSU			DNP	
Sept. 14	at Rice			DNP	
Sept. 21	Oklahoma State			DNP	
Oct. 5	at West Virginia			DNP	
Oct. 12	vs. Oklahoma			DNP	
Oct. 19	Kansas			DNP	
Oct. 26	at TCU			DNP	
Nov. 9	Kansas State			DNP	
Nov. 16	at Iowa State			DNP	
Nov. 23	at Baylor			DNP	
Nov. 29	Texas Tech			DNP	
Dec. 31	vs. Utah*			DNP	

MOORE'S 2020 GAME-BY-GAME RECEIVING STATS

Date	Opponent	No.	Yds	TD	Long
Sept. 12	UTEP	6	127	1	78
Sept. 26	at Texas Tech	5	73	3	31
Oct. 3	TCU	0	0	0	0
Oct. 10	vs. Oklahoma	8	83	1	19
Oct. 24	Baylor	2	45	1	42
Oct. 31	at Oklahoma State	1	15	1	15
Nov. 7	West Virginia	0	0	0	0
Nov. 27	Iowa State	1	11	0	11
Dec. 5	at Kansas State	2	32	0	17
Dec. 12	at Kansas			Canceled	
Dec. 29	vs. Colorado#	-	-	-	-

MOORE'S CAREER RECEIVING STATS

Year	G	Rec	Yds	TD	Lg	Rec/G	Avg/C	Avg/G
2018	6	7	53	1	27	1.2	7.6	8.8
2019	0	0	0	0	0	0.0	0.0	0.0
2020	9	25	386	7	78	2.8	15.4	42.9
TOTAL	15	32	439	8	78	2.1	13.7	29.3

7 JAKE SMITH

WR | 6-0 | 195 | SO-1L
SCOTTSDALE, ARIZ. | NOTRE DAME PREP

CAREER HIGHS

Receptions 7 at Oklahoma State (2020)
Receiving Yards 75 at Rice (2019)
Receiving TDs 2 at Rice (2019)
Long Reception 53 at Rice (2019)

CAREER TOTALS

100-yard receiving games None
Multiple receiving TD games 1, last at Rice (2019)

SMITH'S 2019 GAME-BY-GAME RECEIVING STATS

Date	Opponent	No.	Yds	TD	Long
Aug. 31	Louisiana Tech	4	31	0	18
Sept. 7	LSU	1	20	1	20
Sept. 14	at Rice	6	75	2	53
Sept. 21	Oklahoma State	2	24	1	17
Oct. 5	at West Virginia	3	23	0	9
Oct. 12	vs. Oklahoma	0	0	0	0
Oct. 19	Kansas	4	34	1	13
Oct. 26	at TCU	0	0	0	0
Nov. 9	Kansas State	0	0	0	0
Nov. 16	at Iowa State	0	0	0	0
Nov. 23	at Baylor	2	16	0	10
Nov. 29	Texas Tech	3	51	1	26
Dec. 31	vs. Utah*	0	0	0	0

SMITH'S 2020 GAME-BY-GAME RECEIVING STATS

Date	Opponent	No.	Yds	TD	Long
Sept. 12	UTEP			DNP	
Sept. 26	at Texas Tech			DNP	
Oct. 3	TCU	6	49	1	18
Oct. 10	vs. Oklahoma			DNP	
Oct. 24	Baylor	1	14	0	14
Oct. 31	at Oklahoma State	7	70	1	19
Nov. 7	West Virginia	3	59	1	33
Nov. 27	Iowa State	2	47	0	30
Dec. 5	at Kansas State	4	55	0	33
Dec. 12	at Kansas			Canceled	
Dec. 29	vs. Colorado#	-	-	-	-

SMITH'S CAREER RECEIVING STATS

Year	G	Rec	Yds	TD	Lg	Rec/G	Avg/C	Avg/G
2019	13	25	274	6	53	1.9	11.0	21.1
2020	6	23	294	3	33	3.8	12.8	49.0
TOTAL	19	48	568	9	53	2.5	11.8	29.9

SELECT PLAYERS GAME-BY-GAME STATISTICS

7 CADEN STERNS

DB | 6-1 | 205 | JR-2L
CIBOLO, TEXAS | STEELE

CAREER HIGHS

Tackles.....13 vs. Iowa State (2020)
Solo tackles.....10 vs. Oklahoma State (2019)
Tackles for loss.....2.0, twice, last at Iowa State (2019)
Sacks.....1.0, twice, last at Iowa State (2019)
Interceptions.....2 vs. TCU (2018)
Pass breakups.....2 at Texas Tech (2018)
Forced fumbles.....None
Fumbles recovered.....None
Blocked kicks.....1 vs. USC (2018)

CAREER TOTALS

Games with 5-plus tackles.....18, last vs. Iowa State (2020)
Games with 8-plus tackles.....7, last vs. Iowa State (2020)
Games with 10-plus tackles.....3, last vs. Iowa State (2020)

STERNS' 2018 GAME-BY-GAME DEFENSIVE STATS

Date	Opponent	TKL(Solo)	TFL	Sacks	Int	PBU	FF	FR	Blk
Sept. 1	at Maryland	4 (3)	0	0	0	0	0	0	0
Sept. 8	Tulsa	4 (3)	0.5	0	1	0	0	0	0
Sept. 15	USC	2 (1)	0	0	0	1	0	0	1
Sept. 22	TCU	5 (2)	0	0	2	0	0	0	0
Sept. 29	at Kansas State	3 (3)	0	0	0	0	0	0	0
Oct. 6	vs. Oklahoma	7 (6)	0	0	0	0	0	0	0
Oct. 13	Baylor	1 (1)	0	0	1	0	0	0	0
Oct. 27	at Oklahoma State	7 (4)	0	0	0	0	0	0	0
Nov. 3	West Virginia	6 (5)	0	0	0	0	0	0	0
Nov. 10	at Texas Tech	7 (5)	0	0	0	2	0	0	0
Nov. 17	Iowa State	5 (5)	2.0	1.0	0	0	0	0	0
Nov. 23	at Kansas	8 (5)	0.5	0	0	1	0	0	0
Dec. 1	vs. Oklahoma &	3 (3)	0	0	0	0	0	0	0
Jan. 1	vs. Georgia !				DNP				

STERNS' 2019 GAME-BY-GAME DEFENSIVE STATS

Date	Opponent	TKL(Solo)	TFL	Sacks	Int	PBU	FF	FR	Blk
Aug. 31	Louisiana Tech	7 (5)	0	0	0	1	0	0	0
Sept. 7	LSU	9 (7)	0	0	0	0	0	0	0
Sept. 14	at Rice	1 (0)	0	0	0	0	0	0	0
Sept. 21	Oklahoma State	12 (10)	1.0	0	0	0	0	0	0
Oct. 5	at West Virginia				DNP				
Oct. 12	vs. Oklahoma				DNP				
Oct. 19	Kansas				DNP				
Oct. 26	at TCU				DNP				
Nov. 9	Kansas State	5 (3)	0	0	0	0	0	0	0
Nov. 16	at Iowa State	8 (7)	2.0	1.0	0	0	0	0	0
Nov. 23	at Baylor	6 (3)	0	0	0	0	0	0	0
Nov. 29	Texas Tech	2 (2)	0	0	0	0	0	0	0
Dec. 31	vs. Utah*	8 (6)	1.0	0	0	0	0	0	0

STERNS' 2020 GAME-BY-GAME DEFENSIVE STATS

Date	Opponent	TKL(Solo)	TFL	Sacks	Int	PBU	FF	FR	Blk
Sept. 12	UTEP	4 (0)	0.5	0	0	1	0	0	0
Sept. 26	at Texas Tech	4 (4)	0	0	1	1	0	0	0
Oct. 3	TCU	12 (4)	0	0	0	0	0	0	0
Oct. 10	vs. Oklahoma				DNP				
Oct. 24	Baylor	5 (2)	0.5	0	0	0	0	0	0
Oct. 31	at Oklahoma State	8 (7)	0	0	0	1	0	0	0
Nov. 7	West Virginia	6 (6)	0	0	0	0	0	0	0
Nov. 27	Iowa State	13 (7)	0.5	0	0	0	0	0	0
Dec. 5	at Kansas State				DNP				
Dec. 12	at Kansas				Canceled				
Dec. 29	vs. Colorado#				DNP				

STERNS' CAREER DEFENSIVE STATS

Year	G	TKI	Solo	TFL-Yds	Sack-Yds	Int	PBU	FF	FR	Blk
2018	13	62	46	3.0-7	1.0-3	4	4	0	0	1
2019	9	58	43	4.0-9	1.0-2	0	1	0	0	0
2020	7	52	30	1.5-0	0-0	1	3	0	0	0
Career	29	172	125	8.5-16	2.0-5	5	8	0	0	1

8 RYAN BUJCEVSKI

P | 6-0 | 185 | JR-2L

SYDNEY, AUSTRALIA | MARIIST CATHOLIC COLLEGE PENHURST

CAREER HIGHS

Punts.....9, twice, last at Oklahoma State (2020)
Long punt.....60 vs. Oklahoma (2020)
Touchbacks.....1, four times, last at TCU (2019)
Fair catches.....5 at Oklahoma State (2020)
Inside 20-yard line.....5 at Oklahoma State (2020)

BUJCEVSKI'S 2018 GAME-BY-GAME PUNTING STATS

Date	Opponent	Punts	Avg	Long	TB	FC	I20
Sept. 1	at Maryland	9	37.7	56	0	2	2
Sept. 8	Tulsa	4	36.5	52	0	1	2
Sept. 15	USC	4	36.3	40	0	1	1
Sept. 22	TCU	5	39.6	45	0	4	0
Sept. 29	at Kansas State	3	36.7	44	0	2	2
Oct. 6	vs. Oklahoma	4	36.3	45	0	1	0
Oct. 13	Baylor	4	47.8	56	0	1	3
Oct. 27	at Oklahoma State	7	43.7	55	0	2	1
Nov. 3	West Virginia	1	48.0	48	0	0	1
Nov. 10	at Texas Tech	3	42.7	51	0	1	0
Nov. 17	Iowa State	5	44.4	47	0	0	1
Nov. 23	at Kansas	5	40.6	46	0	2	0
Dec. 1	vs. Oklahoma &	4	37.3	46	1	1	1
Jan. 1	vs. Georgia !	5	41.4	52	0	3	4

BUJCEVSKI'S 2019 GAME-BY-GAME PUNTING STATS

Date	Opponent	Punts	Avg	Long	TB	FC	I20
Aug. 31	Louisiana Tech	3	41.0	48	0	2	1
Sept. 7	LSU	3	44.0	55	1	0	1
Sept. 14	at Rice	2	44.5	46	0	2	1
Sept. 21	Oklahoma State	4	34.0	42	1	2	3
Oct. 5	at West Virginia	7	41.3	45	0	3	2
Oct. 12	vs. Oklahoma	7	40.1	47	0	2	1
Oct. 19	Kansas	1	55.0	55	0	0	0
Oct. 26	at TCU	3	45.3	56	1	1	1
Nov. 9	Kansas State				DNP		
Nov. 16	at Iowa State				DNP		
Nov. 23	at Baylor				DNP		
Nov. 29	Texas Tech				DNP		
Dec. 31	vs. Utah*	2	47.0	49	0	1	0

BUJCEVSKI'S 2020 GAME-BY-GAME PUNTING STATS

Date	Opponent	Punts	Avg	Long	TB	FC	I20
Sept. 12	UTEP	2	40.5	45	0	0	0
Sept. 26	at Texas Tech	5	40.0	59	0	2	1
Oct. 3	TCU	6	45.0	52	0	0	1
Oct. 10	vs. Oklahoma	7	43.1	60	0	2	4
Oct. 24	Baylor	4	37.5	50	0	0	1
Oct. 31	at Oklahoma State	9	47.1	58	0	5	5
Nov. 7	West Virginia	6	43.3	49	0	0	3
Nov. 27	Iowa State				DNP		
Dec. 5	at Kansas State				DNP		
Dec. 12	at Kansas				Canceled		
Dec. 29	vs. Colorado#	-	-	-	-	-	-

BUJCEVSKI'S CAREER PUNTING STATS

Year	G	Punts	Yds	Avg	Long	TB	FC	I20
2018	14	63	2537	40.3	56	1	21	18
2019	9	32	1335	41.7	56	3	13	10
2020	7	38	1687	43.3	60	0	9	15
Career	30	134	5559	41.5	60	4	43	43

8 CASEY THOMPSON

QB | 6-1 | 190 | SO-1L

OKLAHOMA CITY, OKLA. | NEWCASTLE

CAREER HIGHS

Completions.....5 at Rice (2019)
Attempts.....7, twice, last vs. UTEP (2020)
Passing Yards.....59 at Rice (2019)
Passing TDs.....2 vs. UTEP (2020)
Long Pass.....37 at Rice (2019)
Carries.....3, twice, last vs. Utah (2019)
Rushing Yards.....11 vs. Louisiana Tech (2019)
Rushing TDs.....1 vs. Louisiana Tech (2019)
Long Rush.....9, twice, last vs. UTEP (2020)
Total Offense.....54 at Rice (2019)
Total TDs.....2 vs. UTEP (2020)

CAREER TOTALS

Record as a starter.....0-0 (-000)

THOMPSON'S 2019 GAME-BY-GAME PASSING STATS

Date	Opponent	Comp	Att	INT	Yds	TD	Long	Sack
Aug. 31	Louisiana Tech	3	5	0	25	0	13	0
Sept. 7	LSU				DNP			
Sept. 14	at Rice	5	7	0	59	0	37	0
Sept. 21	Oklahoma State				DNP			
Oct. 5	at West Virginia				DNP			
Oct. 12	vs. Oklahoma				DNP			
Oct. 19	Kansas				DNP			
Oct. 26	at TCU				DNP			
Nov. 9	Kansas State				DNP			
Nov. 16	at Iowa State				DNP			
Nov. 23	at Baylor				DNP			
Nov. 29	Texas Tech	0	0	0	0	0	0	0
Dec. 31	vs. Utah*	0	0	0	0	0	0	0

THOMPSON'S 2019 GAME-BY-GAME RUSHING STATS

Date	Opponent	Att	Yds	TD	Long	Avg
Aug. 31	Louisiana Tech	2	11	1	9	5.5
Sept. 7	LSU				DNP	
Sept. 14	at Rice	3	-5	0	3	-1.7
Sept. 21	Oklahoma State				DNP	
Oct. 5	at West Virginia				DNP	
Oct. 12	vs. Oklahoma				DNP	
Oct. 19	Kansas				DNP	
Oct. 26	at TCU				DNP	
Nov. 9	Kansas State				DNP	
Nov. 16	at Iowa State				DNP	
Nov. 23	at Baylor				DNP	
Nov. 29	Texas Tech	2	9	0	9	4.5
Dec. 31	vs. Utah*	3	7	0	8	2.3

THOMPSON'S 2020 GAME-BY-GAME PASSING STATS

Date	Opponent	Comp	Att	INT	Yds	TD	Long	Sack
Sept. 12	UTEP	4	7	0	55	2	35	0
Sept. 26	at Texas Tech				DNP			
Oct. 3	TCU				DNP			
Oct. 10	vs. Oklahoma				DNP			
Oct. 24	Baylor				DNP			
Oct. 31	at Oklahoma State				DNP			
Nov. 7	West Virginia				DNP			
Nov. 27	Iowa State				DNP			
Dec. 5	at Kansas State	0	0	0	0	0	0	0
Dec. 12	at Kansas				Canceled			
Dec. 29	vs. Colorado#	-	-	-	-	-	-	-

SELECT PLAYERS GAME-BY-GAME STATISTICS

THOMPSON'S 2020 GAME-BY-GAME RUSHING STATS

Date	Opponent	Att	Yds	TD	Long	Avg
Sept. 12	UTEP	1	9	0	9	9.0
Sept. 26	at Texas Tech			DNP		
Oct. 3	TCU			DNP		
Oct. 10	vs. Oklahoma			DNP		
Oct. 24	Baylor			DNP		
Oct. 31	at Oklahoma State			DNP		
Nov. 7	West Virginia			DNP		
Nov. 27	Iowa State			DNP		
Dec. 5	at Kansas State	3	5	0	3	1.7
Dec. 12	at Kansas			Canceled		
Dec. 29	vs. Colorado#	-	-	-	-	-

THOMPSON'S CAREER PASSING STATS

Year	G	Att	Cmp	Int	Yds	TD	Lg	Pct	Avg/P	Avg/G	Effic
2018	0	0	0	0	0	0	0.0	0.0	0.0	0.0	0.0
2019	4	12	8	0	84	0	37	66.7	7.0	21.0	125.5
2020	2	7	4	0	55	2	35	57.1	7.9	27.5	217.4
TOTAL	6	19	12	0	139	2	37	63.2	7.3	23.2	159.3

THOMPSON'S CAREER RUSHING STATS

Year	G	Att	Yds	TD	Lg	Avg/C	Avg/G
2018	0	0	0	0	0	0.0	0.0
2019	4	10	22	1	9	2.2	5.5
2020	2	4	14	0	9	3.5	7.0
TOTAL	6	14	36	1	9	2.6	6.0

11 SAM EHLINGER

QB | 6-3 | 230 | SR-3L
AUSTIN, TEXAS | WESTLAKE

CAREER HIGHS

Attempts	53 vs. Oklahoma (2020)
Completions	31, twice, last vs. Kansas (2019)
Passing Yards	426 vs. UTEP (2020)
Passing TDs	5, twice, last at Texas Tech (2020)
Long Pass	90 vs. Oklahoma State (2017)
Carries	23, twice, last vs. Oklahoma (2020)
Rushing Yards	112 vs. Oklahoma (2020)
Rushing TDs	4 vs. Oklahoma (2020)
Long Rush	31 vs. Utah (2019)
Total Offense	490 vs. Kansas (2019)
Total TDs	6, twice, last vs. Oklahoma (2020)

CAREER TOTALS

400-yard passing games	2, last vs. UTEP (2020)
300-yard passing games	10, last vs. UTEP (2020)
200-yard passing games	36, last at Kansas State (2020)
Multiple pass TD games	28, last at Kansas State (2020)
100-yard rushing games	3, last vs. Oklahoma (2020)
70-yard rushing games	9, last vs. Oklahoma (2020)
Multiple rush TD games	8, last vs. Baylor (2020)
Games with pass and rush TD	18, last vs. Iowa State (2020)
Record as a starter	26-16 (.619)

EHLINGER'S 2017 GAME-BY-GAME PASSING STATS

Date	Opponent	Comp	Att	INT	Yds	TD	Long
Sept. 2	Maryland			DNP			
Sept. 9	San Jose State	15	27	0	222	1	39
Sept. 16	at USC	21	40	2	298	2	48
Sept. 28	at Iowa State			DNP			
Oct. 7	Kansas State	30	50	1	380	2	33
Oct. 14	vs. Oklahoma	19	39	0	278	1	42
Oct. 21	Oklahoma State	22	36	1	241	0	90
Oct. 28	at Baylor			DNP			
Nov. 4	at TCU			DNP			
Nov. 11	Kansas	2	2	0	9	1	8
Nov. 18	at West Virginia	12	19	1	136	2	50
Nov. 24	Texas Tech	26	47	2	239	1	27
Dec. 27	vs. Missouri^	11	15	0	112	1	42

EHLINGER'S 2017 GAME-BY-GAME RUSHING STATS

Date	Opponent	Att	Yds	TD	Long	Avg
Aug. 31	Maryland			DNP		
Sept. 9	San Jose State	7	48	0	11	6.8
Sept. 16	at USC	19	10	0	14	0.5
Sept. 28	at Iowa State			DNP		
Oct. 7	Kansas State	20	107	0	24	5.4
Oct. 14	vs. Oklahoma	22	106	1	18	4.8
Oct. 21	Oklahoma State	16	-10	1	15	-1.6
Oct. 28	at Baylor			DNP		
Nov. 4	at TCU			DNP		
Nov. 11	Kansas	0	0	0	0	0.0
Nov. 18	at West Virginia	9	68	0	17	7.6
Nov. 24	Texas Tech	10	35	0	14	3.5
Dec. 27	vs. Missouri^	11	17	0	13	1.5

EHLINGER'S 2018 GAME-BY-GAME PASSING STATS

Date	Opponent	Comp	Att	INT	Yds	TD	Long
Sept. 1	at Maryland	21	39	2	263	2	39
Sept. 8	Tulsa	21	27	0	237	2	40
Sept. 15	USC	15	33	0	223	2	47
Sept. 22	TCU	22	32	0	255	2	45
Sept. 29	at Kansas State	29	36	0	207	1	21
Oct. 6	vs. Oklahoma	24	35	0	314	2	36
Oct. 13	Baylor	4	5	0	35	0	16
Oct. 27	at Oklahoma State	22	42	0	283	2	36
Nov. 3	West Virginia	25	36	0	354	3	48
Nov. 10	at Texas Tech	22	34	0	312	4	40
Nov. 17	Iowa State	12	15	0	137	1	35
Nov. 23	at Kansas	16	28	2	154	2	26
Dec. 1	vs. Oklahoma &	23	36	1	349	2	32
Jan. 1	vs. Georgia !	19	27	0	169	0	35

EHLINGER'S 2018 GAME-BY-GAME RUSHING STATS

Date	Opponent	Att	Yds	TD	Long	Avg
Sept. 1	at Maryland	7	30	0	15	4.3
Sept. 8	Tulsa	12	51	1	14	4.3
Sept. 15	USC	17	35	1	12	2.1
Sept. 22	TCU	11	11	1	10	1.0
Sept. 29	at Kansas State	8	26	0	12	3.3
Oct. 6	vs. Oklahoma	19	72	3	14	3.8
Oct. 13	Baylor	2	5	0	7	2.5
Oct. 27	at Oklahoma State	10	47	2	10	4.7
Nov. 3	West Virginia	11	52	1	14	4.7
Nov. 10	at Texas Tech	15	14	0	18	1.0
Nov. 17	Iowa State	8	32	1	14	4.0
Nov. 23	at Kansas	8	1	1	9	0.1
Dec. 1	vs. Oklahoma &	15	42	2	16	2.8
Jan. 1	vs. Georgia !	21	64	3	17	3.0

EHLINGER'S 2019 GAME-BY-GAME PASSING STATS

Date	Opponent	Comp	Att	INT	Yds	TD	Long
Aug. 31	Louisiana Tech	28	38	0	276	4	28
Sept. 7	LSU	31	47	0	401	4	55
Sept. 14	at Rice	23	27	0	279	3	53
Sept. 21	Oklahoma State	20	28	1	281	4	73
Oct. 5	at West Virginia	18	33	1	211	2	36
Oct. 12	vs. Oklahoma	26	38	0	210	0	22
Oct. 19	Kansas	31	44	1	399	4	51
Oct. 26	at TCU	22	48	4	321	2	63
Nov. 9	Kansas State	22	29	1	263	1	37
Nov. 16	at Iowa State	22	40	1	273	3	33
Nov. 23	at Baylor	22	37	1	200	0	29
Nov. 29	Texas Tech	19	27	0	348	2	75
Dec. 31	vs. Utah*	12	18	1	201	3	40

EHLINGER'S 2019 GAME-BY-GAME RUSHING STATS

Date	Opponent	Att	Yds	TD	Long	Avg
Aug. 31	Louisiana Tech	8	34	0	9	4.3
Sept. 7	LSU	19	60	1	17	3.2
Sept. 14	at Rice	5	27	0	14	5.4
Sept. 21	Oklahoma State	10	70	0	29	7.0
Oct. 5	at West Virginia	9	45	2	23	5.0
Oct. 12	vs. Oklahoma	23	-9	2	11	-2.6
Oct. 19	Kansas	14	91	0	24	6.5
Oct. 26	at TCU	9	43	0	16	4.8
Nov. 9	Kansas State	14	40	0	18	2.9
Nov. 16	at Iowa State	12	27	0	10	2.3
Nov. 23	at Baylor	19	79	0	17	4.2
Nov. 29	Texas Tech	10	83	1	18	8.3
Dec. 31	vs. Utah*	11	73	1	31	6.6

EHLINGER'S 2020 GAME-BY-GAME PASSING STATS

Date	Opponent	Comp	Att	INT	Yds	TD	Long	Sack
Sept. 12	UTEP	25	33	0	426	5	78	0
Sept. 26	at Texas Tech	27	40	1	262	5	31	2
Oct. 3	TCU	17	36	1	236	4	52	0
Oct. 10	vs. Oklahoma	30	53	2	287	2	26	6
Oct. 24	Baylor	15	23	1	270	1	72	2
Oct. 31	at Oklahoma State	18	34	0	169	3	41	6
Nov. 7	West Virginia	15	31	0	184	2	35	1
Nov. 27	Iowa State	17	29	0	298	1	59	2
Dec. 5	at Kansas State	20	27	0	274	2	33	1
Dec. 12	at Kansas			Canceled				
Dec. 29	vs. Colorado#	-	-	-	-	-	-	-

EHLINGER'S 2020 GAME-BY-GAME RUSHING STATS

Date	Opponent	Att	Yds	TD	Long	Avg
Sept. 12	UTEP	3	12	0	6	4.0
Sept. 26	at Texas Tech	16	69	1	24	4.3
Oct. 3	TCU	8	49	0	36	6.1
Oct. 10	vs. Oklahoma	23	112	4	25	4.9
Oct. 24	Baylor	15	51	2	19	3.4
Oct. 31	at Oklahoma State	13	(-9)	0	0	(-0.7)
Nov. 7	West Virginia	12	39	0	13	3.3
Nov. 27	Iowa State	15	65	1	17	4.3
Dec. 5	at Kansas State	3	(-6)	0	0	(-2.0)
Dec. 12	at Kansas			Canceled		
Dec. 29	vs. Colorado#	-	-	-	-	-

EHLINGER'S CAREER PASSING STATS

Year	G	Att	Cmp	Int	Yds	TD	Lg	Pct	Avg/P	Avg/G	Effic
2017	9	275	158	7	1915	11	90	57.5	7.0	212.8	124.1
2018	14	425	275	5	3292	25	48	64.7	7.7	235.1	146.8
2019	13	454	296	10	3663	32	75	65.2	8.1	281.8	151.8
2020	9	306	184	5	2406	25	78	60.1	7.9	267.3	149.9
TOTAL	45	1460	913	27	11276	93	90	62.5	7.7	250.6	144.7

EHLINGER'S CAREER RUSHING STATS

Year	G	Att	Yds	TD	Lg	Avg/C	Avg/G
2017	9	114	385	2	24	3.4	42.8
20							

SELECT PLAYERS GAME-BY-GAME STATISTICS

EAGLES' 2019 GAME-BY-GAME RECEIVING STATS

Date	Opponent	No.	Yds	TD	Long
Aug. 31	Louisiana Tech	3	59	2	28
Sept. 7	LSU	5	116	1	55
Sept. 14	at Rice	1	28	0	28
Sept. 21	Oklahoma State	1	73	1	73
Oct. 5	at West Virginia	1	3	0	3
Oct. 12	vs. Oklahoma	2	12	0	6
Oct. 19	Kansas	6	76	1	28
Oct. 26	at TCU		DNP		
Nov. 9	Kansas State	2	21	0	14
Nov. 16	at Iowa State	4	84	1	33
Nov. 23	at Baylor	2	26	0	16
Nov. 29	Texas Tech	3	20	0	8
Dec. 31	vs. Utah*	2	4	0	5

EAGLES' 2020 GAME-BY-GAME RECEIVING STATS

Date	Opponent	No.	Yds	TD	Long
Sept. 12	UTEP	1	35	1	35
Sept. 26	at Texas Tech	3	31	1	12
Oct. 3	TCU	1	45	1	45
Oct. 10	vs. Oklahoma	3	41	0	17
Oct. 24	Baylor	4	36	0	16
Oct. 31	at Oklahoma State	3	55	1	41
Nov. 7	West Virginia	4	43	1	17
Nov. 27	Iowa State	5	142	0	59
Dec. 5	at Kansas State	4	41	0	15
Dec. 12	at Kansas		Canceled		
Dec. 29	vs. Colorado#	-	-	-	-

EAGLES' CAREER RECEIVING STATS

Year	G	Rec	Yds	TD	Lg	Rec/G	Avg/C	Avg/G
2018	11	1	35	0	35	0.1	35.0	3.2
2019	12	32	522	6	73	2.7	16.3	43.5
2020	9	28	469	5	59	3.1	16.8	52.1
TOTAL	32	61	1026	11	73	1.9	16.8	32.1

15 CHRIS BROWN

DB | 5-11 | 190 | SR-3L
HOUSTON, TEXAS | ELSIK

CAREER HIGHS

Tackles.....	12 at Kansas State (2020)
Solo tackles.....	2 at Kansas State (2020)
Tackles for loss.....	1.0, six times, last vs. Oklahoma (2020)
Sacks.....	1.0 vs. USC (2018)
Interceptions.....	1, twice, last at Texas Tech (2020)
Pass breakups.....	3 vs. Baylor (2020)
Forced fumbles.....	1 vs. Oklahoma (2020)
Fumbles recovered.....	1, twice, last vs. Oklahoma (2020)
Blocked kicks.....	None

CAREER TOTALS

Games with 5-plus tackles.....	10, last at Kansas State (2020)
Games with 8-plus tackles.....	3, last at Kansas State (2020)
Games with 10-plus tackles.....	1 at Kansas State (2020)

BROWN'S 2017 GAME-BY-GAME DEFENSIVE STATS

Date	Opponent	TKL(Solo)	TFL	Sacks	Int	PBU	FF	FR	Blk
Sept. 2	Maryland								DNP
Sept. 9	San Jose State								DNP
Sept. 16	at USC	0 (0)	0	0	0	0	0	0	0
Sept. 28	at Iowa State	0 (0)	0	0	0	0	0	0	0
Oct. 7	Kansas State	0 (0)	0	0	0	0	0	0	0
Oct. 14	vs. Oklahoma	0 (0)	0	0	0	0	0	0	0
Oct. 21	Oklahoma State	0 (0)	0	0	0	0	0	0	0
Oct. 28	at Baylor	1 (1)	0	0	0	0	0	0	0
Nov. 4	at TCU	0 (0)	0	0	0	0	0	0	0
Nov. 11	Kansas	0 (0)	0	0	0	0	0	0	0
Nov. 18	at West Virginia	2 (2)	0	0	0	0	0	0	0
Nov. 24	Texas Tech	0 (0)	0	0	0	0	0	0	0
Dec. 27	vs. Missouri^	0 (0)	0	0	0	0	0	0	0

BROWN'S 2018 GAME-BY-GAME DEFENSIVE STATS

Date	Opponent	TKL(Solo)	TFL	Sacks	Int	PBU	FF	FR	Blk
Sept. 1	at Maryland	0 (0)	0	0	0	0	0	0	0
Sept. 8	Tulsa	0 (0)	0	0	0	0	0	0	0
Sept. 15	USC	1 (1)	1.0	1.0	0	0	0	0	0
Sept. 22	TCU	1 (1)	0	0	0	0	0	0	0
Sept. 29	at Kansas State	1 (1)	0	0	0	0	0	0	0
Oct. 6	vs. Oklahoma	1 (1)	0	0	0	0	0	0	0
Oct. 13	Baylor	0 (0)	0	0	0	0	0	0	0
Oct. 27	at Oklahoma State	3 (3)	0	0	0	0	0	0	0
Nov. 3	West Virginia	1 (0)	0	0	0	0	0	0	0
Nov. 10	at Texas Tech	2 (1)	0	0	0	0	0	0	0
Nov. 17	Iowa State	2 (2)	0	0	1	0	0	0	0
Nov. 23	at Kansas	0 (0)	0	0	0	0	0	0	0
Dec. 1	vs. Oklahoma &	0 (0)	0	0	0	0	0	0	0
Jan. 1	vs. Georgia !	0 (0)	0	0	0	0	0	0	0

BROWN'S 2019 GAME-BY-GAME DEFENSIVE STATS

Date	Opponent	TKL(Solo)	TFL	Sacks	Int	PBU	FF	FR	Blk
Aug. 31	Louisiana Tech	6 (5)	1.0	0	0	1	0	0	0
Sept. 7	LSU	6 (6)	1.0	0	0	1	0	0	0
Sept. 14	at Rice	0 (0)	0	0	0	0	0	0	0
Sept. 21	Oklahoma State	6 (5)	0	0	1	0	0	0	0
Oct. 5	at West Virginia	2 (1)	0	0	0	0	0	0	0
Oct. 12	vs. Oklahoma	5 (4)	1.0	0	0	0	0	0	0
Oct. 19	Kansas				DNP				
Oct. 26	at TCU				DNP				
Nov. 9	Kansas State				DNP				
Nov. 16	at Iowa State	6 (4)	0	0	0	0	0	0	0
Nov. 23	at Baylor	6 (3)	0	0	0	0	0	1	0
Nov. 29	Texas Tech	9 (9)	0	0	0	0	0	0	0
Dec. 31	vs. Utah*	0 (0)	0	0	0	0	0	0	0

BROWN'S 2020 GAME-BY-GAME DEFENSIVE STATS

Date	Opponent	TKL(Solo)	TFL	Sacks	Int	PBU	FF	FR	Blk
Sept. 12	UTEP	2 (2)	0	0	0	1	0	0	0
Sept. 26	at Texas Tech	4 (3)	1.0-8	0	1	0	0	0	0
Oct. 3	TCU	6 (4)	0	0	0	0	0	0	0
Oct. 10	vs. Oklahoma	9 (8)	1.0-3	0	0	1	1	1	0
Oct. 24	Baylor	2 (2)	0	0	0	3	0	0	0
Oct. 31	at Oklahoma State	3 (3)	0	0	0	1	0	0	0
Nov. 7	West Virginia	3 (3)	0	0	0	1	0	0	0
Nov. 27	Iowa State	5 (5)	0	0	0	0	0	0	0
Dec. 5	at Kansas State	12 (12)	0	0	0	1	0	0	0
Dec. 12	at Kansas								Canceled
Dec. 29	vs. Colorado#	-	-	-	-	-	-	-	-

BROWN'S CAREER DEFENSIVE STATS

Year	G	Tkl	Solo	TFL-Yds	Sack-Yds	Int	PBU	FF	FR	Blk
2017	11	3	3	0-0	0-0	0	0	0	0	0
2018	14	12	10	1.0-8	1.0-8	1	0	0	0	0
2019	10	46	37	3.0-7	0-0	1	2	0	1	0
2020	9	46	42	2.0-11	0-0	1	7	1	1	0
Career	44	107	92	6.0-26	1.0-8	3	9	1	2	0

17 CAMERON DICKER

K | 6-1 | 205 | JR-2L
AUSTIN, TEXAS | LAKE TRAVIS

CAREER HIGHS

Field goals made.....	3, three times, last vs. Kansas State (2019)
Field goals attempted.....	5 vs. Baylor (2018)
Long field goal.....	57 at Rice (2019)
PAT made.....	9 at Kansas State (2020)
PAT attempted.....	9 at Kansas State (2020)

CAREER TOTALS

40-yard field goals made.....	18
40-yard field goals attempted.....	27
50-yard field goals made.....	2
50-yard field goals attempted.....	5
Game-winning walk-off kicks.....	2, last vs. Kansas State (2019)

DICKER'S 2018 GAME-BY-GAME KICKING STATS

Date	Opponent	FG	FGA	Long	PAT	KO	TB
Sept. 1	at Maryland	0	0	0	3-3	5	3
Sept. 8	Tulsa	0	0	0	4-4	5	4
Sept. 15	USC	3	3	46	4-4	7	5
Sept. 22	TCU	1	3	34	4-4	6	2
Sept. 29	at Kansas State	1	2	28	2-2	4	0
Oct. 6	vs. Oklahoma	2	2	44	6-6	9	6
Oct. 13	Baylor	3	5	47	2-2	5	5
Oct. 27	at Oklahoma State	0	0	0	5-5	5	4
Nov. 3	West Virginia	2	2	38	5-5	8	7
Nov. 10	at Texas Tech	2	2	52	5-5	8	5
Nov. 17	Iowa State	1	2	22	3-3	5	1
Nov. 23	at Kansas	1	1	34	3-3	5	2
Dec. 1	vs. Oklahoma &	0	0	0	3-4	6	5
Jan. 1	vs. Georgia !	2	3	37	2-2	5	3

DICKER'S 2019 GAME-BY-GAME KICKING STATS

Date	Opponent	FG	FGA	Long	PAT	KO	TB
Aug. 31	Louisiana Tech	1	2	43	6-6	7	1
Sept. 7	LSU	1	1	47	5-5	7	4
Sept. 14	at Rice	2	2	57	6-6	7	7
Sept. 21	Oklahoma State	0	0	0	4-4	6	4
Oct. 5	at West Virginia	0	1	0	4-4	6	4
Oct. 12	vs. Oklahoma	2	2	49	3-3	4	3
Oct. 19	Kansas	2	2	39	6-6	8	6
Oct. 26	at TCU	2	3	38	3-3	6	3
Nov. 9	Kansas State	3	3	36	3-3	5	4
Nov. 16	at Iowa State	0	0	0	3-3	4	2
Nov. 23	at Baylor	1	1	48	1-1	2	1
Nov. 29	Texas Tech	0	0	0	5-6	8	3
Dec. 31	vs. Utah*	1	1	29	5-5	7	7

DICKER'S 2020 GAME-BY-GAME KICKING STATS

Date	Opponent	FG	FGA	Long	PAT	KO	TB
Sept. 12	UTEP	1	2	32	8-8	10	9
Sept. 26	at Texas Tech	2	2	43	7-7	9	9
Oct. 3	TCU	0	0	0	3-3	5	5
Oct. 10	vs. Oklahoma	1	2	34	6-6	5	4
Oct. 24	Baylor	2	2	42	3-3	6	4
Oct. 31	at Oklahoma State	2	2	40	3-4	7	7
Nov. 7	West Virginia	1	2	34	2-2	4	4
Nov. 21	at Kansas	2	3	42	2-2	5	5
Nov. 27	Iowa State	2	3	28	9-9	12	7
Dec. 5	at Kansas State				Canceled		
Dec. 29	vs. Colordao	-	-	-	-	-	-

SELECT PLAYERS GAME-BY-GAME STATISTICS

26 KEAONTAY INGRAM

RB | 6-0 | 235 | JR-2L

CARTHAGE, TEXAS | CARTHAGE

CAREER HIGHS

Attempts	21 vs. Oklahoma State (2019)
Rushing Yards	139 vs. Kansas State (2019)
Rushing TDs	2, twice, last vs. Kansas State (2019)
Long Rush	68 at Baylor (2019)
Receptions	5, three times, last vs. LSU (2019)
Receiving Yards	52 vs. TCU (2020)
Receiving TDs	1, six times, last vs. Oklahoma (2020)
Long Reception	52 vs. TCU (2020)
All-Purpose Yards	143 vs. Kansas State (2019)

CAREER TOTALS

100-yard rushing games	5, last vs. Utah (2019)
Multiple rush TD games	2, last vs. Kansas State (2019)

INGRAM'S 2018 GAME-BY-GAME RUSHING STATS

Date	Opponent	Att	Yds	TD	Long	Avg
Sept. 1	at Maryland	6	37	1	18	6.2
Sept. 8	Tulsa	10	64	1	29	6.4
Sept. 15	USC			DNP		
Sept. 22	TCU	8	38	0	9	4.8
Sept. 29	at Kansas State	10	68	0	16	6.8
Oct. 6	vs. Oklahoma	13	86	0	31	6.6
Oct. 13	Baylor	19	110	0	30	5.8
Oct. 27	at Oklahoma State	11	52	0	15	4.7
Nov. 3	West Virginia	13	30	0	7	2.3
Nov. 10	at Texas Tech	14	83	1	23	5.9
Nov. 17	Iowa State	12	57	0	20	4.8
Nov. 23	at Kansas	13	51	0	10	3.9
Dec. 1	vs. Oklahoma &	4	7	0	5	1.8
Jan. 1	vs. Georgia!	9	25	0	8	2.8

INGRAM'S 2018 GAME-BY-GAME RECEIVING STATS

Date	Opponent	No.	Yds	TD	Long
Sept. 1	at Maryland	1	3	0	3
Sept. 8	Tulsa	3	14	0	6
Sept. 15	USC			DNP	
Sept. 22	TCU	1	-5	0	-5
Sept. 29	at Kansas State	5	27	0	8
Oct. 6	vs. Oklahoma	0	0	0	0
Oct. 13	Baylor	1	2	0	2
Oct. 27	at Oklahoma State	3	30	1	22
Nov. 3	West Virginia	0	0	0	0
Nov. 10	at Texas Tech	1	8	0	8
Nov. 17	Iowa State	5	40	1	19
Nov. 23	at Kansas	1	4	0	4
Dec. 1	vs. Oklahoma &	3	23	0	15
Jan. 1	vs. Georgia!	3	24	0	16

INGRAM'S 2019 GAME-BY-GAME RUSHING STATS

Date	Opponent	Att	Yds	TD	Long	Avg
Aug. 31	Louisiana Tech	11	78	1	19	7.1
Sept. 7	LSU	10	29	0	7	2.9
Sept. 14	at Rice	13	74	2	26	5.7
Sept. 21	Oklahoma State	21	114	0	16	5.4
Oct. 5	at West Virginia	11	18	0	6	1.6
Oct. 12	vs. Oklahoma	2	9	0	7	4.5
Oct. 19	Kansas	14	101	1	32	7.2
Oct. 26	at TCU	16	71	0	17	4.4
Nov. 9	Kansas State	16	139	2	34	8.7
Nov. 16	at Iowa State	8	9	0	7	1.1
Nov. 23	at Baylor	7	86	0	68	12.3
Nov. 29	Texas Tech	2	17	0	11	8.5
Dec. 31	vs. Utah*	13	108	1	49	8.3

INGRAM'S 2019 GAME-BY-GAME RECEIVING STATS

Date	Opponent	No.	Yds	TD	Long
Aug. 31	Louisiana Tech	3	43	0	21
Sept. 7	LSU	5	32	0	19
Sept. 14	at Rice	2	19	0	10
Sept. 21	Oklahoma State	1	26	0	26
Oct. 5	at West Virginia	1	3	0	3
Oct. 12	vs. Oklahoma	2	0	0	3
Oct. 19	Kansas	2	12	0	8
Oct. 26	at TCU	3	21	1	17
Nov. 9	Kansas State	2	4	0	5
Nov. 16	at Iowa State	4	45	1	22
Nov. 23	at Baylor	1	10	0	10
Nov. 29	Texas Tech	1	1	0	1
Dec. 31	vs. Utah*	2	26	1	15

INGRAM'S 2020 GAME-BY-GAME RUSHING STATS

Date	Opponent	Att	Yds	TD	Long	Avg
Sept. 12	UTEP	9	44	0	12	4.9
Sept. 26	at Texas Tech	12	89	0	89	7.4
Oct. 3	TCU	11	40	0	16	3.6
Oct. 10	vs. Oklahoma	3	15	0	8	5.0
Oct. 24	Baylor	16	57	0	10	3.6
Oct. 31	at Oklahoma State	2	5	1	4	2.5
Nov. 7	West Virginia			DNP		
Nov. 27	Iowa State			DNP		
Dec. 5	at Kansas State			DNP		
Dec. 12	at Kansas			Canceled		
Dec. 29	vs. Colorado#					

INGRAM'S 2020 GAME-BY-GAME RECEIVING STATS

Date	Opponent	No.	Yds	TD	Long
Sept. 12	UTEP	0	0	0	0
Sept. 26	at Texas Tech	3	20	0	12
Oct. 3	TCU	3	52	0	52
Oct. 10	vs. Oklahoma	4	21	1	8
Oct. 24	Baylor	1	10	0	10
Oct. 31	at Oklahoma State	0	0	0	0
Nov. 7	West Virginia			DNP	
Nov. 27	Iowa State			DNP	
Dec. 5	at Kansas State			DNP	
Dec. 12	at Kansas			Canceled	
Dec. 29	vs. Colorado#				

INGRAM'S CAREER RUSHING STATS

Year	G	Att	Yds	TD	Lg	Avg/C	Avg/G
2018	13	142	708	3	31	5.0	54.5
2019	13	144	853	7	68	5.9	65.6
2020	6	53	250	1	26	4.7	41.7
TOTAL	32	339	1811	11	68	5.3	56.6

INGRAM'S CAREER RECEIVING STATS

Year	G	Rec	Yds	TD	Lg	Rec/G	Avg/C	Avg/G
2018	13	27	170	2	22	2.1	6.3	13.1
2019	13	29	242	3	26	2.2	8.3	18.6
2020	6	11	103	1	52	1.8	9.4	17.2
TOTAL	32	67	515	6	52	2.1	7.7	16.1

46 JOSEPH OSSAI

JACK | 6-4 | 255 | JR-2L

CONROE, TEXAS | OAK RIDGE

CAREER HIGHS

Tackles	12 at Oklahoma State (2020)
Solo tackles	7, four times, last at Oklahoma State (2020)
Tackles for loss	6.0, twice, last at Oklahoma State (2020)
Sacks	3.0, twice, last at Oklahoma State (2020)
Interceptions	1, twice, last vs. LSU (2019)
Pass breakups	2 at Texas Tech (2020)
Forced fumbles	1, five times, last at Oklahoma State (2020)
Fumbles recovered	1 at Oklahoma State (2020)
Blocked kicks	1 vs. Kansas (2019)

CAREER TOTALS

Games with 5-plus tackles	17, last at Oklahoma State (2020)
Games with 8-plus tackles	13, last at Oklahoma State (2020)
Games with 10-plus tackles	3, last at Oklahoma State (2020)

OSSAI'S 2018 GAME-BY-GAME DEFENSIVE STATS

Date	Opponent	TKL(Solo)	TFL	Sacks	Int	PBU	FF	FR	Blk
Sept. 1	at Maryland	0 (0)	0	0	0	0	0	0	0
Sept. 8	Tulsa	0 (0)	0	0	0	0	0	0	0
Sept. 15	USC	1 (1)	0	0	0	0	0	0	0
Sept. 22	TCU	0 (0)	0	0	0	0	0	0	0
Sept. 29	at Kansas State	1 (1)	0	0	0	0	0	0	0
Oct. 6	vs. Oklahoma	0 (0)	0	0	0	0	0	0	0
Oct. 13	Baylor	0 (0)	0	0	0	0	0	0	0
Oct. 27	at Oklahoma State	0 (0)	0	0	0	0	0	0	0
Nov. 3	West Virginia	1 (1)	0	0	0	0	0	0	0
Nov. 10	at Texas Tech	1 (1)	0	0	0	0	0	0	0
Nov. 17	Iowa State	3 (1)	1.0	1.0	0	0	1	0	0
Nov. 23	at Kansas	5 (3)	0	0	0	0	0	0	0
Dec. 1	vs. Oklahoma &	0 (0)	0	0	0	0	0	0	0
Jan. 1	vs. Georgia!	8 (5)	0	0	0	0	0	0	0

OSSAI'S 2019 GAME-BY-GAME DEFENSIVE STATS

Date	Opponent	TKL(Solo)	TFL	Sacks	Int	PBU	FF	FR	Blk
Aug. 31	Louisiana Tech	5 (5)	1.0	0	1	0	0	0	0
Sept. 7	LSU	3 (2)	1.0	1.0	1	0	0	0	0
Sept. 14	at Rice	5 (1)	0	0	0	0	0	0	0
Sept. 21	Oklahoma State	8 (5)	2.0	1.0	0	0	1	0	0
Oct. 5	at West Virginia	8 (7)	1.0	0	0	0	0	0	0
Oct. 12	vs. Oklahoma	8 (7)	1.0	0	0	1	0	0	0
Oct. 19	Kansas	8 (6)	0.5	0	0	0	0	0	1
Oct. 26	at TCU	10 (5)	0.5	0	0	0	0	0	0
Nov. 9	Kansas State	5 (5)	0	0	0	0	0	0	0
Nov. 16	at Iowa State	9 (4)	0.5	0	0	0	0	0	0
Nov. 23	at Baylor	8 (7)	0	0	0	0	0	0	0
Nov. 29	Texas Tech	4 (2)	0	0	0	0	0	0	0
Dec. 31	vs. Utah*	9 (6)	6.0	3.0	0	0	0	0	0

OSSAI'S 2020 GAME-BY-GAME DEFENSIVE STATS

Date	Opponent	TKL(Solo)	TFL	Sacks	Int	PBU	FF	FR	Blk
Sept. 12	UTEP	8 (2)	0.5	0	0	0	0	0	0
Sept. 26	at Texas Tech	3 (2)	1.0	0	0	2	0	0	0
Oct. 3	TCU	11 (2)	3.5	1.0	0	0	1	0	0
Oct. 10	vs. Oklahoma	9 (6)	1.5	0	0	1	0	0	0
Oct. 24	Baylor	3 (2)	0	0	0	0	0	0	0
Oct. 31	at Oklahoma State	12 (7)	6.0	3.0	0	0	1	1	0
Nov. 7	West Virginia	3 (2)	1.0	0	0	0	0	0	0
Nov. 27	Iowa State	3 (0)	0.5	0	0	0	0	0	0
Dec. 5	at Kansas State	3 (3)	2.0	1.0	0	0	0	0	0
Dec. 12	at Kansas								
Dec. 29	vs. Colorado#								

OSSAI'S CAREER DEFENSIVE STATS

Year	G	TKL	Solo	TFL	Sack-Yds	Int	PBU	FF	FR	Blk
2018	14	20	13	1.0-14	1.0-14	0	0	1	0	0
2019	13	90	62	13.5-50	5.0-31	2	1	1	0	1
2020	9	55	26	16.0-58	5.0-39	0	2	3	1	0
Career	36	165	101	30.5-121	11.0-84	2	3	5	1	1

SELECT PLAYERS GAME-BY-GAME STATISTICS

49 TA'QUON GRAHAM

DL | 6-4 | 300 | SR-3L
TEMPLE, TEXAS | TEMPLE

CAREER HIGHS

Tackles.....5, twice, last at Oklahoma State (2020)
Solo tackles.....3, three times, last at Oklahoma State (2020)
Tackles for loss.....3.5 at Oklahoma State (2020)
Sacks.....1.0, six times, last at Oklahoma State (2020)
Interceptions.....None
Pass breakups.....1 vs. Oklahoma State (2019)
Forced fumbles.....1 vs. Georgia (2019)
Fumbles recovered.....1 at Oklahoma State (2020)
Blocked kicks.....None

CAREER TOTALS

Games with 5-plus tackles.....3, last at Oklahoma State (2020)
Games with 8-plus tackles.....None
Games with 10-plus tackles.....None

GRAHAM'S 2017 GAME-BY-GAME DEFENSIVE STATS

Date	Opponent	TKL(Solo)	TFL	Sacks	Int	PBU	FF	FR	Blk
Sept. 2	Maryland	0 (0)	0	0	0	0	0	0	0
Sept. 9	San Jose State	0 (0)	0	0	0	0	0	0	0
Sept. 16	at USC				DNP				
Sept. 28	at Iowa State	0 (0)	0	0	0	0	0	0	0
Oct. 7	Kansas State	0 (0)	0	0	0	0	0	0	0
Oct. 14	vs. Oklahoma	2 (1)	0	0	0	0	0	0	0
Oct. 21	Oklahoma State	2 (1)	0	0	0	0	0	0	0
Oct. 28	at Baylor	1 (1)	1.0	0	0	0	0	0	0
Nov. 4	at TCU	0 (0)	0	0	0	0	0	0	0
Nov. 11	Kansas	0 (0)	0	0	0	0	0	0	0
Nov. 18	at West Virginia	0 (0)	0	0	0	0	0	0	0
Nov. 24	Texas Tech	1 (1)	1.0	1.0	0	0	0	0	0
Dec. 27	vs. Missouri [^]	0 (0)	0	0	0	0	0	0	0

GRAHAM'S 2018 GAME-BY-GAME DEFENSIVE STATS

Date	Opponent	TKL(Solo)	TFL	Sacks	Int	PBU	FF	FR	Blk
Sept. 1	at Maryland	1 (0)	0.5	0	0	0	0	0	0
Sept. 8	Tulsa	2 (2)	0	0	0	0	0	0	0
Sept. 15	USC	1 (0)	0	0	0	0	0	0	0
Sept. 22	TCU	1 (1)	0	0	0	0	0	0	0
Sept. 29	at Kansas State	0 (0)	0	0	0	0	0	0	0
Oct. 6	vs. Oklahoma	0 (0)	0	0	0	0	0	0	0
Oct. 13	Baylor	2 (2)	0	0	0	0	0	0	0
Oct. 27	at Oklahoma State	0 (0)	0	0	0	0	0	0	0
Nov. 3	West Virginia	1 (1)	1.0	0	0	0	0	0	0
Nov. 10	at Texas Tech	1 (0)	0.5	0.5	0	0	0	0	0
Nov. 17	Iowa State	1 (1)	0	0	0	0	0	0	0
Nov. 23	at Kansas	0 (0)	0	0	0	0	0	0	0
Dec. 1	vs. Oklahoma &	0 (0)	0	0	0	0	0	0	0
Jan. 1	vs. Georgia !	2 (2)	0	0	0	0	1	0	0

GRAHAM'S 2019 GAME-BY-GAME DEFENSIVE STATS

Date	Opponent	TKL(Solo)	TFL	Sacks	Int	PBU	FF	FR	Blk
Aug. 31	Louisiana Tech	0 (0)	0	0	0	0	0	0	0
Sept. 7	LSU	2 (1)	1.0	1.0	0	0	0	0	0
Sept. 14	at Rice	3 (2)	1.0	0	0	0	0	0	0
Sept. 21	Oklahoma State	4 (3)	2.5	0	1	0	0	0	0
Oct. 5	at West Virginia	1 (0)	0.5	0	0	0	0	0	0
Oct. 12	vs. Oklahoma	3 (2)	1.0	0	0	0	0	0	0
Oct. 19	Kansas	1 (1)	1.0	0	0	0	0	0	0
Oct. 26	at TCU	2 (1)	0	0	0	0	0	0	0
Nov. 9	Kansas State	5 (0)	0.5	0.5	0	0	0	0	0
Nov. 16	at Iowa State	2 (2)	1.0	0	0	0	0	0	0
Nov. 23	at Baylor	2 (0)	0	0	0	0	0	0	0
Nov. 29	Texas Tech	2 (2)	1.0	1.0	0	0	0	0	0
Dec. 31	vs. Utah*	4 (2)	2.5	1.0	0	0	0	0	0

GRAHAM'S 2020 GAME-BY-GAME DEFENSIVE STATS

Date	Opponent	TKL(Solo)	TFL	Sacks	Int	PBU	FF	FR	Blk
Sept. 12	UTEP	2 (1)	0	0	0	0	0	0	0
Sept. 26	at Texas Tech	3 (3)	2.0	0	0	0	0	0	0
Oct. 3	TCU	4 (1)	0.5	0	0	0	0	0	0
Oct. 10	vs. Oklahoma	2 (0)	0	0	0	0	0	0	0
Oct. 24	Baylor	1 (1)	1.0	1.0	0	0	0	0	0
Oct. 31	at Oklahoma State	5 (3)	3.5	1.0	0	0	0	1	0
Nov. 7	West Virginia	4 (2)	0	0	0	0	0	0	0
Nov. 27	Iowa State	1 (0)	0	0	0	0	0	0	0
Dec. 5	at Kansas State	1 (1)	0	0	0	0	0	0	0
Dec. 12	at Kansas				Canceled				
Dec. 29	vs. Colorado#	-	-	-	-	-	-	-	-

GRAHAM'S CAREER DEFENSIVE STATS

Year	G	TKL	Solo	TFL-Yds	Sack-Yds	Int	PBU	FF	FR	Blk
2017	12	6	4	2.0-13	1.0-11	0	0	0	0	0
2018	14	12	9	2.0-6	0.5-3	0	0	1	0	0
2019	13	31	16	12.0-35	3.5-20	0	1	0	0	0
2020	9	23	12	7.0-25	2.0-8	0	0	0	1	0
Career	48	72	41	23.0-79	7.0-42	0	1	1	1	0

99 KEONDRE COBURN

DL | 6-2 | 350 | SO-1L
HOUSTON, TEXAS | WESTFIELD

CAREER HIGHS

Tackles.....11 vs. TCU (2020)
Solo tackles.....4 vs. TCU (2020)
Tackles for loss.....2.0 vs. TCU (2020)
Sacks.....1.0, twice, last vs. Texas Tech (2019)
Interceptions.....None
Pass breakups.....1 vs. Baylor (2020)
Forced fumbles.....1 vs. Texas Tech (2019)
Fumbles recovered.....None
Blocked kicks.....None

CAREER TOTALS

Games with 5-plus tackles.....1 vs. TCU (2020)
Games with 8-plus tackles.....1 vs. TCU (2020)
Games with 10-plus tackles.....1 vs. TCU (2020)

COBURN'S 2018 GAME-BY-GAME DEFENSIVE STATS

Date	Opponent	TKL(Solo)	TFL	Sacks	Int	PBU	FF	FR	Blk
Sept. 1	at Maryland				DNP				
Sept. 8	Tulsa				DNP				
Sept. 15	USC				DNP				
Sept. 22	TCU				DNP				
Sept. 29	at Kansas State				DNP				
Oct. 6	vs. Oklahoma				DNP				
Oct. 13	Baylor				DNP				
Oct. 27	at Oklahoma State				DNP				
Nov. 3	West Virginia	1 (1)	0	0	0	0	0	0	0
Nov. 10	at Texas Tech				DNP				
Nov. 17	Iowa State				DNP				
Nov. 23	at Kansas	0 (0)	0	0	0	0	0	0	0
Dec. 1	vs. Oklahoma &				DNP				
Jan. 1	vs. Georgia !	1 (1)	0	0	0	0	0	0	0

COBURN'S 2019 GAME-BY-GAME DEFENSIVE STATS

Date	Opponent	TKL(Solo)	TFL	Sacks	Int	PBU	FF	FR	Blk
Aug. 31	Louisiana Tech	1 (0)	0	0	0	0	0	0	0
Sept. 7	LSU	0 (0)	0	0	0	0	0	0	0
Sept. 14	at Rice	4 (2)	1.0	1.0	0	0	0	0	0
Sept. 21	Oklahoma State	1 (1)	0	0	0	0	0	0	0
Oct. 5	at West Virginia	2 (2)	0	0	0	0	0	0	0
Oct. 12	vs. Oklahoma	4 (3)	0	0	0	0	0	0	0
Oct. 19	Kansas	3 (2)	0.5	0	0	0	0	0	0
Oct. 26	at TCU	3 (3)	0	0	0	0	0	0	0
Nov. 9	Kansas State	4 (1)	1.0	0	0	0	0	0	0
Nov. 16	at Iowa State	0 (0)	0	0	0	0	0	0	0
Nov. 23	at Baylor	0 (0)	0	0	0	0	0	0	0
Nov. 29	Texas Tech	1 (1)	1.0	1.0	0	0	1	0	0
Dec. 31	vs. Utah*	3 (3)	1.0	0	0	0	0	0	0

COBURN'S 2020 GAME-BY-GAME DEFENSIVE STATS

Date	Opponent	TKL(Solo)	TFL	Sacks	Int	PBU	FF	FR	Blk
Sept. 12	UTEP	2 (1)	0	0	0	0	0	0	0
Sept. 26	at Texas Tech	1 (0)	0	0	0	0	0	0	0
Oct. 3	TCU	11 (4)	2.0	0	0	0	0	0	0
Oct. 10	vs. Oklahoma	1 (0)	0	0	0	0	0	0	0
Oct. 24	Baylor	1 (1)	0	0	0	1	0	0	0
Oct. 31	at Oklahoma State	1 (1)	0	0	0	0	0	0	0
Nov. 7	West Virginia	0 (0)	0	0	0	0	0	0	0
Nov. 27	Iowa State	2 (1)	1.0	1.0	0	0	0	0	0
Dec. 5	at Kansas State	1 (1)	0	0	0	0	0	0	0
Dec. 12	at Kansas				Canceled				
Dec. 29	vs. Colorado#	-	-	-	-	-	-	-	-

COBURN'S CAREER DEFENSIVE STATS

Year	G	TKL	Solo	TFL-Yds	Sack-Yds	Int	PBU	FF	FR	Blk
2018	3	2	2	0-0	0-0	0	0	0	0	0
2019	13	26	18	4.5-11	2.0-3	0	0	1	0	0
2020	9	20	9	3.0-11	1.0-7	0	1	0	0	0
Career	25	48	29	7.5-22	3.0-10	0	1	1	0	0

[^] - 2017 Texas Bowl (Houston, Texas)
& - 2018 Big 12 Championship Game (Arlington, Texas)
! - 2019 Sugar Bowl (New Orleans, La.)
* - 2019 Alamo Bowl (San Antonio, Texas)
- 2020 Alamo Bowl (San Antonio, Texas)

CAREER HIGHS | OFFENSE

JUNIOR ANGILAU, OL

Tackles: 1, at West Virginia, Oct 05, 2019 (1-0)

TARIK BLACK, WR

Points scored: 6, UTEP, Sep 12, 2020
Touchdowns: 1, UTEP, Sep 12, 2020
Receptions: 5, UTEP, Sep 12, 2020
Receiving yards: 80, UTEP, Sep 12, 2020 (5 receptions)
Receiving TDs: 1, UTEP, Sep 12, 2020
Long reception: 31, UTEP, Sep 12, 2020
All-purpose yards: 80, UTEP, Sep 12, 2020

CADE BREWER, TE

Points scored: 6, 4 times
Touchdowns: 1, 4 times
Receptions: 4, at Oklahoma State, Oct 31, 2020
Receiving yards: 71, Kansas, Oct 19, 2019 (3 receptions)
Receiving TDs: 1, 4 times
Long reception: 51, Kansas, Oct 19, 2019
All-purpose yards: 71, Kansas, Oct 19, 2019
Tackles: 1, TCU, Oct 03, 2020 (1-0); Kansas, Oct 19, 2019 (1-0)

HUDSON CARD, QB

Rush attempts: 2, UTEP, Sep 12, 2020
Rush yards: 8, UTEP, Sep 12, 2020 (2 carries)
Long rush: 7, UTEP, Sep 12, 2020
Pass attempts: 1, UTEP, Sep 12, 2020
Total offense attempts: 3, UTEP, Sep 12, 2020 (2 rush, 1 pass)
Total offense yards: 8, UTEP, Sep 12, 2020 (8 rush, 0 pass)
All-purpose yards: 8, UTEP, Sep 12, 2020

SAMUEL COSMI, OL

Points scored: 6, at West Virginia, Oct 05, 2019
Touchdowns: 1, at West Virginia, Oct 05, 2019
Rush attempts: 1, at West Virginia, Oct 05, 2019
Rush yards: 12, at West Virginia, Oct 05, 2019 (1 carries)
Rush TDs: 1, at West Virginia, Oct 05, 2019
Long rush: 12, at West Virginia, Oct 05, 2019
Total offense attempts: 1, at West Virginia, Oct 05, 2019 (1 rush, 0 pass)
Total offense yards: 12, at West Virginia, Oct 05, 2019 (12 rush, 0 pass)
All-purpose yards: 12, at West Virginia, Oct 05, 2019
Tackles: 1, Oklahoma State, Sep 21, 2019 (1-0)

KELVONTAY DIXON, WR

Receptions: 2, Baylor, Oct 24, 2020
Receiving yards: 3, Baylor, Oct 24, 2020 (2 receptions)
Long reception: 4, Baylor, Oct 24, 2020
All-purpose yards: 3, Baylor, Oct 24, 2020

BRENNAN EAGLES, WR

Points scored: 12, Louisiana Tech, Aug 31, 2019
Touchdowns: 2, Louisiana Tech, Aug 31, 2019
Receptions: 6, Kansas, Oct 19, 2019
Receiving yards: 142, Iowa State, Nov 27, 2020 (5 receptions)
Receiving TDs: 2 [1-4th], Louisiana Tech, Aug 31, 2019
Long reception: 73, Oklahoma State, Sep 21, 2019
All-purpose yards: 142, Iowa State, Nov 27, 2020

SAM EHLINGER, QB

Points scored: 24 [1-2nd], vs Oklahoma, Oct 10, 2020
Touchdowns: 4 [1-2nd], vs Oklahoma, Oct 10, 2020
Rush attempts: 23, vs Oklahoma, Oct 10, 2020 ; vs Oklahoma, Oct 12, 2019
Rush yards: 112, vs Oklahoma, Oct 10, 2020 (23 carries)
Rush TDs: 4 [1-2nd], vs Oklahoma, Oct 10, 2020
Long rush: 36, TCU, Oct 03, 2020
Pass attempts: 53 [1st], vs Oklahoma, Oct 10, 2020
Pass completions: 31 [1-2nd], Kansas, Oct 19, 2019 ; LSU, Sep 07, 2019
Pass yards: 426 [1st], UTEP, Sep 12, 2020
Pass TDs: 5 [1-1st], UTEP, Sep 12, 2020 ; at Texas Tech, Sep 26, 2020
Had intercepted: 4 [1-1st], at TCU, Oct 26, 2019
Long pass: 90 [1st], Oklahoma State, Oct 21, 2017
Receptions: 2, at Kansas State, Sep 29, 2018
Receiving yards: 27, Texas Tech, Nov 24, 2017 (1 reception)
Long reception: 27, Texas Tech, Nov 24, 2017
Total offense attempts: 76 [1st], vs Oklahoma, Oct 10, 2020 (23 rush, 53 pass)
Total offense yards: 490 [2nd], Kansas, Oct 19, 2019 (91 rush, 399 pass)
All-purpose yards: 112, vs Oklahoma, Oct 10, 2020
Tackles: 1, Texas Tech, Nov 24, 2017 (1-0); vs Oklahoma, Oct 10, 2020 (1-0); at Baylor, Nov 23, 2019 (1-0)

MALCOLM EPPS, TE

Points scored: 6, TCU, Oct 03, 2020 ; at Iowa State, Nov 16, 2019 ; at West Virginia, Oct 05, 2019
Touchdowns: 1, TCU, Oct 03, 2020 ; at Iowa State, Nov 16, 2019 ; at West Virginia, Oct 05, 2019
Rush yards: 40, UTEP, Sep 12, 2020 (0 carries)
Receptions: 4, at Rice, Sep 14, 2019
Receiving yards: 53, at Rice, Sep 14, 2019 (4 receptions)
Receiving TDs: 1, TCU, Oct 03, 2020 ; at Iowa State, Nov 16, 2019 ; at West Virginia, Oct 05, 2019
Long reception: 36, Texas Tech, Nov 29, 2019
Total offense yards: 40, UTEP, Sep 12, 2020 (40 rush, 0 pass)
All-purpose yards: 53, at Rice, Sep 14, 2019
Tackles: 1, Kansas State, Nov 09, 2019 (1-0)

KEAONTAY INGRAM, RB

Points scored: 12, vs Utah, Dec 31, 2019 ; Kansas State, Nov 09, 2019 ; at Rice, Sep 14, 2019
Touchdowns: 2, vs Utah, Dec 31, 2019 ; Kansas State, Nov 09, 2019 ; at Rice, Sep 14, 2019
Rush attempts: 21, Oklahoma State, Sep 21, 2019
Rush yards: 139, Kansas State, Nov 09, 2019 (16 carries)
Rush TDs: 2, Kansas State, Nov 09, 2019 ; at Rice, Sep 14, 2019
Long rush: 68 [10th], at Baylor, Nov 23, 2019
Pass attempts: 1, vs Oklahoma, Dec 01, 2018
Receptions: 5, Iowa State, Nov 17, 2018 ; LSU, Sep 07, 2019 ; at Kansas State, Sep 29, 2018
Receiving yards: 52, TCU, Oct 03, 2020 (3 receptions)
Receiving TDs: 1, 5 times
Long reception: 52, TCU, Oct 03, 2020
Total offense attempts: 21, Oklahoma State, Sep 21, 2019 (21 rush, 0 pass)
Total offense yards: 139, Kansas State, Nov 09, 2019 (139 rush, 0 pass)
All-purpose yards: 143, Kansas State, Nov 09, 2019

ROSHON JOHNSON, RB

Points scored: 18 [1-8th], at Kansas State, Dec 05, 2020 ; Texas Tech, Nov 29, 2019
Touchdowns: 3 [1-8th], at Kansas State, Dec 05, 2020 ; Texas Tech, Nov 29, 2019
Rush attempts: 23, Texas Tech, Nov 29, 2019
Rush yards: 139, at Kansas State, Dec 05, 2020 (14 carries)
Rush TDs: 3 [1-8th], at Kansas State, Dec 05, 2020 ; Texas Tech, Nov 29, 2019
Long rush: 57, vs Oklahoma, Oct 12, 2019
Pass attempts: 1, Texas Tech, Nov 29, 2019
Receptions: 4, vs Oklahoma, Oct 12, 2019
Receiving yards: 30, at Rice, Sep 14, 2019 (3 receptions)
Receiving TDs: 1, TCU, Oct 03, 2020 ; at Rice, Sep 14, 2019
Long reception: 25, at Rice, Sep 14, 2019
Total offense attempts: 24, Texas Tech, Nov 29, 2019 (23 rush, 1 pass)
Total offense yards: 139, at Kansas State, Dec 05, 2020 (139 rush, 0 pass)
All-purpose yards: 153, at Kansas State, Dec 05, 2020
Kick returns: 2, at Oklahoma State, Oct 31, 2020
Kick return yards: 33, at Oklahoma State, Oct 31, 2020 (2 returns)
Long kick return: 21, at Texas Tech, Sep 26, 2020
Tackles: 1, TCU, Oct 03, 2020 (1-0); at Baylor, Nov 23, 2019 (1-0)

BRAYDEN LIEBROCK, TE

Receptions: 2, UTEP, Sep 12, 2020
Receiving yards: 11, UTEP, Sep 12, 2020 (2 receptions)
Long reception: 10, UTEP, Sep 12, 2020
All-purpose yards: 11, UTEP, Sep 12, 2020

KENNEDY LEWIS, WR

Receptions: 1, at Rice, Sep 14, 2019
Receiving yards: 37, at Rice, Sep 14, 2019 (1 reception)
Long reception: 37, at Rice, Sep 14, 2019
All-purpose yards: 37, at Rice, Sep 14, 2019

JUSTIN MADER, DS

Tackles: 1, vs Utah, Dec 31, 2019 (1-0); at West Virginia, Oct 05, 2019 (1-0)

KAI MONEY, WR

Points scored: 6, UTEP, Sep 12, 2020
Touchdowns: 1, UTEP, Sep 12, 2020
Rush attempts: 1, at Oklahoma State, Oct 31, 2020
Rush yards: 9, at Oklahoma State, Oct 31, 2020 (1 carries)
Long rush: 9, at Oklahoma State, Oct 31, 2020
Receptions: 4, UTEP, Sep 12, 2020 ; at Texas Tech, Sep 26, 2020
Receiving yards: 39, at Texas Tech, Sep 26, 2020 (4 receptions)
Receiving TDs: 1, UTEP, Sep 12, 2020
Long reception: 20, at Texas Tech, Sep 26, 2020
Total offense attempts: 1, at Oklahoma State, Oct 31, 2020 (1 rush, 0 pass)
Total offense yards: 9, at Oklahoma State, Oct 31, 2020 (9 rush, 0 pass)
All-purpose yards: 39, at Texas Tech, Sep 26, 2020

JOSHUA MOORE, WR

Points scored: 18 [1-8th], at Texas Tech, Sep 26, 2020
Touchdowns: 3 [1-8th], at Texas Tech, Sep 26, 2020
Rush attempts: 1, Baylor, Oct 24, 2020
Rush yards: -1, Baylor, Oct 24, 2020 (1 carries)
Pass attempts: 1, at Texas Tech, Sep 26, 2020
Receptions: 8, vs Oklahoma, Oct 10, 2020
Receiving yards: 127, UTEP, Sep 12, 2020 (6 receptions)
Receiving TDs: 3 [1-1st], at Texas Tech, Sep 26, 2020
Long reception: 78 [1-5th], UTEP, Sep 12, 2020
Total offense attempts: 1, Baylor, Oct 24, 2020 (1 rush, 0 pass); at Texas Tech, Sep 26, 2020 (0 rush, 1 pass)
Total offense yards: -1, Baylor, Oct 24, 2020 (-1 rush, 0 pass)
All-purpose yards: 127, UTEP, Sep 12, 2020

BJAN ROBINSON, RB

Points scored: 18 [1-8th], at Kansas State, Dec 05, 2020
Touchdowns: 3 [1-8th], at Kansas State, Dec 05, 2020
Rush attempts: 16, Iowa State, Nov 27, 2020
Rush yards: 172 [8th], at Kansas State, Dec 05, 2020 (9 carries)
Rush TDs: 3 [1-8th], at Kansas State, Dec 05, 2020
Long rush: 75 [1-6th], at Kansas State, Dec 05, 2020
Receptions: 3, at Kansas State, Dec 05, 2020
Receiving yards: 51, at Kansas State, Dec 05, 2020 (3 receptions)
Long reception: 35, West Virginia, Nov 07, 2020
Total offense attempts: 16, Iowa State, Nov 27, 2020 (16 rush, 0 pass)
Total offense yards: 172, at Kansas State, Dec 05, 2020 (172 rush, 0 pass)
All-purpose yards: 223 [9th], at Kansas State, Dec 05, 2020

BRENDEEN SCHOOLES, WR

Points scored: 6, UTEP, Sep 12, 2020 ; at Texas Tech, Sep 26, 2020
Touchdowns: 1, UTEP, Sep 12, 2020 ; at Texas Tech, Sep 26, 2020
Receptions: 7, at Texas Tech, Sep 26, 2020
Receiving yards: 65, UTEP, Sep 12, 2020 (2 receptions)
Receiving TDs: 1, UTEP, Sep 12, 2020 ; at Texas Tech, Sep 26, 2020
Long reception: 40, UTEP, Sep 12, 2020
All-purpose yards: 65, UTEP, Sep 12, 2020

JAKE SMITH, WR

Points scored: 12, at Rice, Sep 14, 2019
Touchdowns: 2, at Rice, Sep 14, 2019
Rush attempts: 1, Kansas, Oct 19, 2019 ; Oklahoma State, Sep 21, 2019 ; at Oklahoma State, Oct 31, 2020
Rush yards: 8, Oklahoma State, Sep 21, 2019 (1 carries)
Long rush: 8, Oklahoma State, Sep 21, 2019
Receptions: 7, at Oklahoma State, Oct 31, 2020
Receiving yards: 75, at Rice, Sep 14, 2019 (6 receptions)
Receiving TDs: 2 [1-4th], at Rice, Sep 14, 2019
Long reception: 53, at Rice, Sep 14, 2019
Total offense attempts: 1, Kansas, Oct 19, 2019 (1 rush, 0 pass); Oklahoma State, Sep 21, 2019 (1 rush, 0 pass); at Oklahoma State, Oct 31, 2020 (2 rush, 0 pass)
Total offense yards: 8, Oklahoma State, Sep 21, 2019 (8 rush, 0 pass)
All-purpose yards: 77, at Oklahoma State, Oct 31, 2020
Punt returns: 3, at Rice, Sep 14, 2019
Punt return yards: 2, LSU, Sep 07, 2019 (1 returns)
Long punt return: 2, LSU, Sep 07, 2019
Tackles: 1, at TCU, Oct 26, 2019 (1-0)

JARRETT SMITH, RB

Rush attempts: 2, UTEP, Sep 12, 2020
Rush yards: 5, UTEP, Sep 12, 2020 (2 carries)
Long rush: 3, UTEP, Sep 12, 2020
Total offense attempts: 2, UTEP, Sep 12, 2020 (2 rush, 0 pass)
Total offense yards: 5, UTEP, Sep 12, 2020 (5 rush, 0 pass)
All-purpose yards: 5, UTEP, Sep 12, 2020

CASEY THOMPSON, QB

Points scored: 6, Louisiana Tech, Aug 31, 2019
Touchdowns: 1, Louisiana Tech, Aug 31, 2019
Rush attempts: 3, vs Utah, Dec 31, 2019 ; at Rice, Sep 14, 2019 ; at Kansas State, Dec 05, 2020
Rush yards: 11, Louisiana Tech, Aug 31, 2019 (2 carries)
Rush TDs: 1, Louisiana Tech, Aug 31, 2019
Long rush: 9, Louisiana Tech, Aug 31, 2019 ; Texas Tech, Nov 29, 2019 ; UTEP, Sep 12, 2020
Pass attempts: 7, at Rice, Sep 14, 2019 ; UTEP, Sep 12, 2020
Pass completions: 5, at Rice, Sep 14, 2019
Pass yards: 59, at Rice, Sep 14, 2019
Pass TDs: 2, UTEP, Sep 12, 2020
Long pass: 37, at Rice, Sep 14, 2019
Total offense attempts: 10, at Rice, Sep 14, 2019 (3 rush, 7 pass)
Total offense yards: 64, UTEP, Sep 12, 2020 (9 rush, 55 pass)
All-purpose yards: 11, Louisiana Tech, Aug 31, 2019

MARCUS WASHINGTON, WR

Points scored: 6, UTEP, Sep 12, 2020
Touchdowns: 1, UTEP, Sep 12, 2020
Receptions: 2, UTEP, Sep 12, 2020 ; at Texas Tech, Sep 26, 2020
Receiving yards: 43, UTEP, Sep 12, 2020 (2 receptions)
Receiving TDs: 1, UTEP, Sep 12, 2020
Long reception: 26, UTEP, Sep 12, 2020
All-purpose yards: 43, UTEP, Sep 12, 2020

GABRIEL WATSON, RB

Rush attempts: 2, at Kansas State, Dec 05, 2020
Rush yards: 5, at Kansas State, Dec 05, 2020 (2 carries)
Long rush: 3, at Kansas State, Dec 05, 2020
Total offense attempts: 2, at Kansas State, Dec 05, 2020 (2 rush, 0 pass)
Total offense yards: 5, at Kansas State, Dec 05, 2020 (5 rush, 0 pass)
All-purpose yards: 5, at Kansas State, Dec 05, 2020

JORDAN WHITTINGTON, WR

Points scored: 6, at Kansas State, Dec 05, 2020
Touchdowns: 1, at Kansas State, Dec 05, 2020
Rush attempts: 1, at Kansas State, Dec 05, 2020 ; UTEP, Sep 12, 2020
Rush yards: 15, at Kansas State, Dec 05, 2020 (1 carries); UTEP, Sep 12, 2020 (1 carries)
Rush TDs: 1, at Kansas State, Dec 05, 2020
Long rush: 15, at Kansas State, Dec 05, 2020 ; UTEP, Sep 12, 2020
Receptions: 10 [1-5th], vs Oklahoma, Oct 10, 2020
Receiving yards: 65, vs Oklahoma, Oct 10, 2020 (10 receptions)
Long reception: 43, UTEP, Sep 12, 2020
Total offense attempts: 1, at Kansas State, Dec 05, 2020 (1 rush, 0 pass); UTEP, Sep 12, 2020 (1 rush, 0 pass)
Total offense yards: 15, at Kansas State, Dec 05, 2020 (15 rush, 0 pass); UTEP, Sep 12, 2020 (15 rush, 0 pass)
All-purpose yards: 65, vs Oklahoma, Oct 10, 2020

JARED WILEY, TE

Points scored: 6, Iowa State, Nov 27, 2020
Touchdowns: 1, Iowa State, Nov 27, 2020
Receptions: 2, TCU, Oct 03, 2020 ; vs Oklahoma, Oct 10, 2020 ; Baylor, Oct 24, 2020
Receiving yards: 70, Baylor, Oct 24, 2020 (2 receptions)
Receiving TDs: 1, Iowa State, Nov 27, 2020
Long reception: 52, TCU, Oct 03, 2020
All-purpose yards: 70, Baylor, Oct 24, 2020

AL'VONTE WOODARD, WR

Receptions: 1, vs Utah, Dec 31, 2019 ; at Iowa State, Nov 16, 2019 ; at Baylor, Nov 23, 2019
Receiving yards: 14, at Baylor, Nov 23, 2019 (1 reception)
Long reception: 14, at Baylor, Nov 23, 2019
All-purpose yards: 14, at Baylor, Nov 23, 2019

CAREER HIGHS | DEFENSE & SPECIALISTS

AYODELE ADEOYE, LB

All-purpose yards: 13, at West Virginia, Oct 05, 2019
Interceptions: 1, at West Virginia, Oct 05, 2019
Long interception return: 13, at West Virginia, Oct 05, 2019
Tackles: 8, vs Oklahoma, Oct 12, 2019 (4-4)
Sacks: 1.0, Kansas State, Nov 09, 2019 (1-0); at Baylor, Nov 23, 2019 (1-0)
Tackles for loss: 1.0, Kansas State, Nov 09, 2019 (1-0); at Baylor, Nov 23, 2019 (1-0)
Pass breakups: 2, Texas Tech, Nov 29, 2019

CHRIS ADIMORA, DB

All-purpose yards: 71, at Texas Tech, Sep 26, 2020
Interceptions: 1, at Texas Tech, Sep 26, 2020
Long interception return: 71 [2nd], at Texas Tech, Sep 26, 2020
Tackles: 7, at Oklahoma State, Oct 31, 2020 (7-0)
Tackles for loss: 1.0, at Kansas State, Dec 05, 2020 (1-0)
Pass breakups: 2, at Texas Tech, Sep 26, 2020

XAVION ALFORD, DB

Tackles: 3, UTEP, Sep 12, 2020 (3-0)

JAHADE BARRON, DB

Points scored: 6, at Texas Tech, Sep 26, 2020
Touchdowns: 1, at Texas Tech, Sep 26, 2020
All-purpose yards: 2, at Texas Tech, Sep 26, 2020
Punt return yards: 2, at Texas Tech, Sep 26, 2020 (0 returns)
Long punt return: 2, at Texas Tech, Sep 26, 2020
Tackles: 2, UTEP, Sep 12, 2020 (2-0)
Pass breakups: 1, UTEP, Sep 12, 2020

LUKE BROCKERMAYER, LB

Tackles: 1, at Kansas State, Dec 05, 2020 (1-0)

CHRIS BROWN, DB

All-purpose yards: 22, at Texas Tech, Sep 26, 2020
Interceptions: 1, at Texas Tech, Sep 26, 2020; Iowa State, Nov 17, 2018; Oklahoma State, Sep 21, 2019
Long interception return: 22, at Texas Tech, Sep 26, 2020
Tackles: 12, at Kansas State, Dec 05, 2020 (12-0)
Sacks: 1.0, USC, Sep 15, 2018 (1-0)
Tackles for loss: 1.0, 6 times
Fumbles forced: 1 [1-5th], vs Oklahoma, Oct 10, 2020
Fumbles recovered: 1 [1-5th], vs Oklahoma, Oct 10, 2020; at Baylor, Nov 23, 2019
Pass breakups: 3 [1-5th], Baylor, Oct 24, 2020

RYAN BIJCEVSKI, P

Rush attempts: 1, at TCU, Oct 26, 2019
Rush yards: 3, at TCU, Oct 26, 2019 (1 carries)
Long rush: 3, at TCU, Oct 26, 2019
Total offense attempts: 1, at TCU, Oct 26, 2019 (1 rush, 0 pass)
Total offense yards: 3, at TCU, Oct 26, 2019 (3 rush, 0 pass)
All-purpose yards: 3, at TCU, Oct 26, 2019
Punt attempts: 9 [1-5th], at Oklahoma State, Oct 31, 2020; at Maryland, Sep 01, 2018; vs Maryland, Sep 01, 2018
Punt yards: 424 [5th], at Oklahoma State, Oct 31, 2020 (9 punts)
Longest punt: 60, vs Oklahoma, Oct 10, 2020
Tackles: 1, TCU, Oct 03, 2020 (1-0); vs Oklahoma, Oct 10, 2020 (1-0); Iowa State, Nov 17, 2018 (1-0)

JETT BUSH, LB

Tackles: 4, at Kansas State, Dec 05, 2020 (2-2); vs Oklahoma, Oct 10, 2020 (4-0)
Tackles for loss: 1.0, vs Oklahoma, Oct 10, 2020 (1-0)
Fumbles recovered: 1 [1-5th], at TCU, Oct 26, 2019

DANIEL CARSON, DL

Tackles: 1, Louisiana Tech, Aug 31, 2019 (0-1)

KEONDRÉ COBURN, DL

Tackles: 11, TCU, Oct 03, 2020 (4-7)
Sacks: 1.0, Iowa State, Nov 27, 2020 (1-0); Texas Tech, Nov 29, 2019 (1-0); at Rice, Sep 14, 2019 (1-0)
Tackles for loss: 2.0, TCU, Oct 03, 2020 (2-0)
Fumbles forced: 1 [1-5th], Texas Tech, Nov 29, 2019
Pass breakups: 1, Baylor, Oct 24, 2020

ALFRED COLLINS, DL

Tackles: 4, at Kansas State, Dec 05, 2020 (4-0); at Texas Tech, Sep 26, 2020 (2-2)
Sacks: 1.0, UTEP, Sep 12, 2020 (1-0)
Tackles for loss: 1.0, UTEP, Sep 12, 2020 (1-0)
Pass breakups: 1, West Virginia, Nov 07, 2020; Baylor, Oct 24, 2020

ANTHONY COOK, DB

Tackles: 7, at West Virginia, Oct 05, 2019 (5-2)
Sacks: 1.0, at Kansas, Nov 23, 2018 (1-0)
Tackles for loss: 1.0, at Kansas, Nov 23, 2018 (1-0); vs Oklahoma, Oct 12, 2019 (1-0); West Virginia, Nov 07, 2020 (1-0)
Fumbles forced: 1 [1-5th], vs Oklahoma, Oct 12, 2019
Pass breakups: 1, West Virginia, Nov 03, 2018; Kansas, Oct 19, 2019; at Rice, Sep 14, 2019

KITAN CRAWFORD, DB

Tackles: 3, Baylor, Oct 24, 2020 (1-2)
Tackles for loss: 1.0, at Kansas State, Dec 05, 2020 (1-0)

CAMERON DICKER, K

Points scored: 15, at Kansas State, Dec 05, 2020
Kick PATs: 9 [1-1st], at Kansas State, Dec 05, 2020
Points by kicking: 15 [3rd], at Kansas State, Dec 05, 2020
Pass attempts: 1, Iowa State, Nov 27, 2020
Pass completions: 1, Iowa State, Nov 27, 2020
Pass yards: 5, Iowa State, Nov 27, 2020
Long pass: 5, Iowa State, Nov 27, 2020
Total offense attempts: 1, Iowa State, Nov 27, 2020 (0 rush, 1 pass)
Total offense yards: 5, Iowa State, Nov 27, 2020 (0 rush, 5 pass)
Field goals made: 3 [1-2nd], Baylor, Oct 13, 2018; USC, Sep 15, 2018
Field goal attempts: 5 [1st], Baylor, Oct 13, 2018
Longest field goal: 57 [2nd], at Rice, Sep 14, 2019
Punt attempts: 2, at Kansas State, Dec 05, 2020; Iowa State, Nov 27, 2020
Punt yards: 91, at Kansas State, Dec 05, 2020 (2 punts)
Longest punt: 48, at Kansas State, Dec 05, 2020
Tackles: 1, 6 times

PRINCE DORBAH, LB

Tackles: 1, UTEP, Sep 12, 2020 (1-0)

MONTRELL ESTELL, DB

All-purpose yards: 37, Oklahoma State, Sep 21, 2019
Interceptions: 1, Oklahoma State, Sep 21, 2019
Long interception return: 37, Oklahoma State, Sep 21, 2019
Tackles: 9, Oklahoma State, Sep 21, 2019 (8-1)
Tackles for loss: 1.0, at Kansas State, Dec 05, 2020 (1-0); Oklahoma State, Sep 21, 2019 (1-0)
Pass breakups: 1, Louisiana Tech, Aug 31, 2019

JAYLAN FORD, LB

Tackles: 7, at Kansas State, Dec 05, 2020 (2-5)
Tackles for loss: 1.0, at Kansas State, Dec 05, 2020 (1-0)

B.J. FOSTER, DB

Interceptions: 1, at West Virginia, Oct 05, 2019; Tulsa, Sep 08, 2018
Tackles: 13, vs Oklahoma, Oct 10, 2020 (5-8)
Sacks: 2.0 [1-5th], LSU, Sep 07, 2019 (2-0)
Tackles for loss: 2.0, vs Georgia, Jan. 1, 2019 (2-0); vs Oklahoma, Oct 06, 2018 (2-0); LSU, Sep 07, 2019 (2-0)
Fumbles forced: 1 [1-5th], vs Georgia, Jan. 1, 2019; USC, Sep 15, 2018
Pass breakups: 1, 7 times

DAVID GBENDA, LB

Interceptions: 1, at Kansas State, Dec 05, 2020
Tackles: 4, vs Oklahoma, Oct 10, 2020 (2-2); UTEP, Sep 12, 2020 (2-2)

TA'QUON GRAHAM, DL

Tackles: 5, at Oklahoma State, Oct 31, 2020 (3-2); Kansas State, Nov 09, 2019 (0-5)
Sacks: 1.0, 7 times
Tackles for loss: 3.5, at Oklahoma State, Oct 31, 2020 (3-0)
Fumbles forced: 1 [1-5th], vs Georgia, Jan. 1, 2019
Fumbles recovered: 1 [1-5th], at Oklahoma State, Oct 31, 2020
Pass breakups: 1, Oklahoma State, Sep 21, 2019

JALEN GREEN, DB

All-purpose yards: 41, at Oklahoma State, Oct 31, 2020
Interceptions: 1, at Oklahoma State, Oct 31, 2020
Long interception return: 41, at Oklahoma State, Oct 31, 2020
Tackles: 8, LSU, Sep 07, 2019 (8-0)
Tackles for loss: 1.0, vs Oklahoma, Oct 10, 2020 (1-0); at TCU, Oct 26, 2019 (1-0); Oklahoma State, Sep 21, 2019 (1-0)
Pass breakups: 2, Louisiana Tech, Aug 31, 2019

D'SHAWN JAMISON, DB

Points scored: 6, at Rice, Sep 14, 2019; at Kansas State, Sep 29, 2018; at Oklahoma State, Oct 31, 2020
Touchdowns: 1, at Rice, Sep 14, 2019; at Kansas State, Sep 29, 2018; at Oklahoma State, Oct 31, 2020
All-purpose yards: 160, at Kansas State, Dec 05, 2020
Punt returns: 4 [1-3rd], vs Utah, Dec 31, 2019; UTEP, Sep 12, 2020
Punt return yards: 102 [3rd], vs Utah, Dec 31, 2019 (4 returns)
Long punt return: 90 [2nd], at Kansas State, Sep 29, 2018
Kick returns: 4, Iowa State, Nov 27, 2020
Kick return yards: 150 [3rd], at Kansas State, Dec 05, 2020 (3 returns)
Long kick return: 100 [1-1st], at Oklahoma State, Oct 31, 2020
Interceptions: 2 [1-1st], at West Virginia, Oct 05, 2019
Long interception return: 12, at West Virginia, Oct 05, 2019
Tackles: 9, at Iowa State, Nov 16, 2019 (8-1)
Tackles for loss: 1.5, Oklahoma State, Sep 21, 2019 (1-0)
Fumbles forced: 1 [1-5th], at Baylor, Nov 23, 2019
Fumbles recovered: 1 [1-5th], vs Oklahoma, Oct 12, 2019
Pass breakups: 2, Texas Tech, Nov 29, 2019; vs Oklahoma, Oct 10, 2020

CORT JAQUESS, LB

Tackles: 7, TCU, Oct 03, 2020 (2-5)
Tackles for loss: 1.5, TCU, Oct 03, 2020 (1-0)

JACOBY JONES, DL

Tackles: 8, TCU, Oct 03, 2020 (4-4)
Sacks: 1.0, at Oklahoma State, Oct 31, 2020 (1-0)
Tackles for loss: 1.0, vs Oklahoma, Oct 10, 2020 (0-1); at Oklahoma State, Oct 31, 2020 (1-0)
Fumbles forced: 1 [1-5th], Louisiana Tech, Aug 31, 2019
Fumbles recovered: 1 [1-5th], at Kansas State, Dec 05, 2020; at Oklahoma State, Oct 31, 2020
Pass breakups: 1, Baylor, Oct 24, 2020

REESE LEITAO, DL

Receptions: 1, LSU, Sep 07, 2019
Receiving yards: 7, LSU, Sep 07, 2019 (1 receptions)
Long reception: 7, LSU, Sep 07, 2019
All-purpose yards: 7, LSU, Sep 07, 2019
Tackles: 1 at TCU, Oct 26, 2019 (1-0)

JUWAN MITCHELL, LB

Tackles: 12, Baylor, Oct 24, 2020 (5-7)
Sacks: 1.0, at TCU, Oct 26, 2019 (1-0); at Rice, Sep 14, 2019 (1-0); Oklahoma State, Sep 21, 2019 (1-0)
Tackles for loss: 2.0, Baylor, Oct 24, 2020 (1-0)
Fumbles recovered: 1 [1-5th], vs Oklahoma, Oct 10, 2020
Pass breakups: 1, 5 times

MORO OJOMO, DL

Tackles: 5, West Virginia, Nov 07, 2020 (2-3)
Sacks: 1.0, West Virginia, Nov 07, 2020 (1-0); Baylor, Oct 24, 2020 (1-0)
Tackles for loss: 1.5, Baylor, Oct 24, 2020 (1-0)
Fumbles recovered: 1 [1-5th], Kansas State, Nov 09, 2019
Pass breakups: 1, vs Oklahoma, Oct 10, 2020

JOSEPH OSSAI, JACK

All-purpose yards: 16, Louisiana Tech, Aug 31, 2019
Interceptions: 1, Louisiana Tech, Aug 31, 2019; LSU, Sep 07, 2019
Long interception return: 16, Louisiana Tech, Aug 31, 2019
Tackles: 12, at Oklahoma State, Oct 31, 2020 (7-5)
Sacks: 3.0 [1-2nd], vs Utah, Dec 31, 2019 (3-0); at Oklahoma State, Oct 31, 2020 (3-0)
Tackles for loss: 6.0 [1-1st], vs Utah, Dec 31, 2019 (5-0); at Oklahoma State, Oct 31, 2020 (5-0)
Fumbles forced: 1 [1-5th], 5 times
Fumbles recovered: 1 [1-5th], at Oklahoma State, Oct 31, 2020
Pass breakups: 2, at Texas Tech, Sep 26, 2020
Blocked kicks: 1 [1-1st], Kansas, Oct 19, 2019

DEMARVION OVERSHOWN, LB

All-purpose yards: 29, vs Oklahoma, Oct 10, 2020
Interceptions: 1, Louisiana Tech, Aug 31, 2019; vs Oklahoma, Oct 10, 2020
Long interception return: 29, vs Oklahoma, Oct 10, 2020
Tackles: 11, vs Oklahoma, Oct 10, 2020 (3-8)
Sacks: 1.0, Louisiana Tech, Aug 31, 2019 (1-0); West Virginia, Nov 07, 2020 (1-0); Kansas, Oct 19, 2019 (1-0)
Tackles for loss: 2.0, West Virginia, Nov 07, 2020 (2-0); at Iowa State, Nov 16, 2019 (2-0); Kansas, Oct 19, 2019 (2-0)
Fumbles forced: 1 [1-5th], West Virginia, Nov 07, 2020; at Baylor, Nov 23, 2019; at Oklahoma State, Oct 31, 2020
Pass breakups: 2, at Texas Tech, Sep 26, 2020

TYLER OWENS, DB

All-purpose yards: 21, at Texas Tech, Sep 26, 2020
Punt returns: 1, at Texas Tech, Sep 26, 2020
Punt return yards: 21, at Texas Tech, Sep 26, 2020 (1 returns)
Tackles: 2, at TCU, Oct 26, 2019 (1-1); at Rice, Sep 14, 2019 (1-1)
Tackles for loss: 5, Baylor, Oct 24, 2020 (0-0)
Pass breakups: 1, UTEP, Sep 12, 2020
Blocked kicks: 1 [1-1st], at Texas Tech, Sep 26, 2020

CADEN STERNS, DB

All-purpose yards: 33, TCU, Sep 22, 2018
Interceptions: 2 [1-1st], TCU, Sep 22, 2018
Long interception return: 33, TCU, Sep 22, 2018
Tackles: 13, Iowa State, Nov 27, 2020 (7-6)
Sacks: 1.0, at Iowa State, Nov 16, 2019 (1-0); Iowa State, Nov 17, 2018 (1-0)
Tackles for loss: 2.0, at Iowa State, Nov 16, 2019 (2-0); Iowa State, Nov 17, 2018 (2-0)
Pass breakups: 2, at Texas Tech, Nov 10, 2018
Blocked kicks: 1 [1-1st], USC, Sep 15, 2018

T'VONDRE SWEAT, DL

Tackles: 5, TCU, Oct 03, 2020 (0-5)
Sacks: 1.0, vs Oklahoma, Oct 10, 2020 (1-0); Kansas State, Nov 09, 2019 (1-0)
Tackles for loss: 1.0, West Virginia, Nov 07, 2020 (1-0); vs Oklahoma, Oct 10, 2020 (1-0); Kansas State, Nov 09, 2019 (1-0)
Fumbles forced: 1 [1-5th], vs Oklahoma, Oct 10, 2020
Fumbles recovered: 1 [1-5th], TCU, Oct 03, 2020; Texas Tech, Nov 29, 2019
Pass breakups: 1, West Virginia, Nov 07, 2020; Louisiana Tech, Aug 31, 2019; at West Virginia, Oct 05, 2019

JERRIN THOMPSON, DB

All-purpose yards: 21, at Kansas State, Dec 05, 2020
Interceptions: 1, at Kansas State, Dec 05, 2020
Long interception return: 21, at Kansas State, Dec 05, 2020
Tackles: 3, at Kansas State, Dec 05, 2020 (3-0); vs Oklahoma, Oct 10, 2020 (1-2)
Pass breakups: 1, at Kansas State, Dec 05, 2020

JOSH THOMPSON, DB

Interceptions: 1, UTEP, Sep 12, 2020
Tackles: 6, San Jose State, Sep 09, 2017 (5-1)
Tackles for loss: 1.0, Louisiana Tech, Aug 31, 2019 (1-0); at Kansas State, Dec 05, 2020 (1-0); vs
Pass breakups: 1, Tulsa, Sep 08, 2018; vs Missouri, Dec 27, 2017; Baylor, Oct 24, 2020

MARCUS TILLMAN JR., LB

Tackles: 2, UTEP, Sep 12, 2020 (2-0)
Sacks: 1.0, UTEP, Sep 12, 2020 (1-0)
Tackles for loss: 1.0, UTEP, Sep 12, 2020 (1-0)

2020 STATISTICS | OVERVIEW

SCHEDULE & RESULTS

RECORD: 6-3 (5-3 BIG 12)
HOME: 3-2 ROAD: 3-0 NEUTRAL: 0-1

DATE	UT RANK	OPPONENT	W/L	SCORE	ATT
Sept. 12	14/14	UTEP	W	59-3	15,337
Sept. 26	8/9	at RV/NR Texas Tech*	W	63-56 (OT)	16,615
Oct. 3	9/9	TCU*	L	31-33	17,753
Oct. 10	22/22	vs. RV/RV Oklahoma*+	L	45-53 (4OT)	24,000
Oct. 24	RV/RV	Baylor*	W	27-16	18,202
Oct. 31	RV/RV	at 6/6 Oklahoma State*	W	41-34 (OT)	14,672
Nov. 7	22/RV	West Virginia*	W	17-13	17,843
Nov. 27	17/20/20	13/15/15 Iowa State*	L	20-23	16,555
Dec. 5	NR/RV/RV	at Kansas State*	W	69-31	9,851
Dec. 12	20/23/23	at Kansas*		Canceled	
Dec. 29	20/20/24	vs. Colorado^			

* Big 12 Conference game // + Cotton Bowl (Dallas) // ^ Alamo Bowl (San Antonio)

TEAM TOTALS

	TEXAS	OPPONENTS
SCORING	372	262
Points Per Game	41.3	29.1
Points Off Turnovers	66	27
FIRST DOWNS	198	217
Rushing	78	71
Passing	102	123
Penalty	18	23
RUSHING YARDAGE	1650	1220
Yards gained rushing	1833	1493
Yards lost rushing	183	273
Rushing Attempts	330	340
Average Per Rush	5.0	3.6
Average Per Game	183.3	135.6
TDs Rushing	18	13
PASSING YARDAGE	2466	2468
Comp-Att-Int	189-317-5	232-360-8
Average Per Pass	7.8	6.9
Average Per Catch	13.0	10.6
Average Per Game	274.0	274.2
TDs Passing	27	17
TOTAL OFFENSE	4116	3688
Total Plays	647	700
Average Per Play	6.4	5.3
Average Per Game	457.3	409.8
KICK RETURNS: #-Yards	20-598	9-187
PUNT RETURNS: #-Yards	14-57	19-179
INT RETURNS: #-Yards	8-184	5-93
KICK RETURN AVERAGE	29.9	20.8
PUNT RETURN AVERAGE	4.1	9.4
INT RETURN AVERAGE	23.0	18.6
FUMBLES-LOST	8-4	14-7
PENALTIES-Yards	71-681	64-479
Average Per Game	75.7	53.2
PUNTS-Yards	45-1859	47-1869
Average Per Punt	41.3	39.8
Net punt average	37.3	37.3
KICKOFFS-Yards	63-4074	51-3007
Average Per Kick	64.7	59.0
Net kick average	40.3	35.5
TIME OF POSSESSION/Game	27:40	32:20
3RD-DOWN Conversions	48/123	49/134
3rd-Down Pct	39%	37%
4TH-DOWN Conversions	6/10	3/13
4th-Down Pct	60%	23%
SACKS BY-Yards	16-114	20-123
MISC YARDS	0	0
TOUCHDOWNS SCORED	47	31
FIELD GOALS-ATTEMPTS	13-18	15-21
ON-SIDE KICKS	1-2	1-1
RED-ZONE SCORES	(43-51) 84%	(36-44) 82%
RED-ZONE TOUCHDOWNS	(33-51) 65%	(23-44) 52%
PAT-ATTEMPTS	(43-44) 98%	(29-29) 100%
ATTENDANCE	85690	41138
Games/Avg Per Game	5/17138	3/13713
Neutral Site Games		1/24000

SCORE BY QUARTER

	1st	2nd	3rd	4th	OT	TOTAL
TEXAS	89	105	90	60	28	372
OPPONENTS	62	60	68	50	22	262

ATTENDANCE

Total	9 games	150,828 (16,758 avg)
Home	5 games	85,690 (17,138 avg)
Road	3 games	41,138 (13,712 avg)
Neutral	1 game	24,000 (24,000 avg)

RUSHING

NAME	G	ATT	GAIN	LOST	NET	AVG	TD	LONG	AVG/G
Robinson, Bijan	8	76	534	14	520	6.8	3	75	65.0
Johnson, Roschon	9	70	400	14	386	5.5	5	43	42.9
Ehlinger, Sam	9	108	521	139	382	3.5	8	36	42.4
Ingram, Keaontay	6	53	255	5	250	4.7	1	26	41.7
Epps, Malcolm	7	0	40	0	40	0.0	0	0	5.7
Whittington, Jor	4	2	30	0	30	15.0	1	15	7.5
Thompson, Casey	2	4	15	1	14	3.5	0	9	7.0
Smith, Jake	6	2	11	0	11	5.5	0	7	1.8
Money, Kai	9	1	9	0	9	9.0	0	9	1.0
Card, Hudson	1	2	8	0	8	4.0	0	7	8.0
Smith, Jarrett	1	2	5	0	5	2.5	0	3	5.0
Watson, Gabriel	2	2	5	0	5	2.5	0	3	2.5
Moore, Joshua	9	1	0	1	-1	-1.0	0	0	-0.1
Kerstetter, Dere	9	1	0	2	-2	-2.0	0	0	-0.2
Team	7	6	0	7	-7	-1.2	0	0	-1.0
Total	9	330	1833	183	1650	5.0	18	75	183.3
Opponents	9	340	1493	273	1220	3.6	13	75	135.6

PASSING

NAME	G	EFF	C-A-I	PCT	YDS	TD	LONG	YPG
Ehlinger, Sam	9	149.87	184-306-5	60.1	2406	25	78	267.3
Thompson, Casey	2	217.43	4-7-0	57.1	55	2	35	27.5
Dicker, Cameron	9	142.00	1-1-0	100.0	5	0	5	0.6
Card, Hudson	1	0.00	0-1-0	0.0	0	0	0	0.0
Moore, Joshua	9	0.00	0-1-0	0.0	0	0	0	0.0
Team	7	0.00	0-1-0	0.0	0	0	0	0.0
Total	9	149.92	189-317-5	59.6	2466	27	78	274.0
Opponents	9	133.17	232-360-8	64.4	2468	17	50	274.2

RECEIVING

NAME	G	NO	YDS	AVG	TD	LONG	AVG/G
Eagles, Brennan	9	28	469	16.8	5	59	52.1
Moore, Joshua	9	25	386	15.4	7	78	42.9
Smith, Jake	6	23	294	12.8	3	33	49.0
Whittington, Jor	4	18	171	9.5	0	43	42.8
Robinson, Bijan	8	13	159	12.2	0	35	19.9
Brewer, Cade	9	13	110	8.5	2	20	12.2
Schooler, Brende	8	11	129	11.7	2	40	16.1
Ingram, Keaontay	6	11	103	9.4	1	52	17.2
Black, Tarik	8	10	240	24.0	1	72	30.0
Wiley, Jared	9	9	166	18.4	1	52	18.4
Money, Kai	9	9	71	7.9	1	20	7.9
Johnson, Roschon	9	7	50	7.1	1	13	5.6
Washington, Marc	7	4	56	14.0	1	26	8.0
Epps, Malcolm	7	3	42	14.0	2	32	6.0
Liebrock, Brayde	3	2	11	5.5	0	10	3.7
Dixon, Kelvontay	2	2	3	1.5	0	4	1.5
Woodard, Al'Vont	8	1	6	6.0	0	6	0.8
Total	9	189	2466	13.0	27	78	274.0
Opponents	9	232	2468	10.6	17	50	274.2

2020 STATISTICS | INDIVIDUAL

ALL-PURPOSE

NAME	G	RUSH	PUNT		KO		IR	TOTAL	YPG
			RET	RET	RET	RET			
Robinson, Bijan	8	520	159	0	0	0	0	679	84.9
Jamison, D'Shawn	9	0	0	34	512	0	0	546	60.7
Johnson, Roschon	9	386	50	0	86	0	0	522	58.0
Eagles, Brennan	9	0	469	0	0	0	0	469	52.1
Moore, Joshua	9	-1	386	0	0	0	0	385	42.8
Ehlinger, Sam	9	382	0	0	0	0	0	382	42.4
Ingram, Keaontay	6	250	103	0	0	0	0	353	58.8
Smith, Jake	6	11	294	0	0	0	0	305	50.8
Black, Tarik	8	0	240	0	0	0	0	240	30.0
Whittington, Jor	4	30	171	0	0	0	0	201	50.2
Wiley, Jared	9	0	166	0	0	0	0	166	18.4
Schooler, Brende	8	0	129	0	0	0	0	129	16.1
Brewer, Cade	9	0	110	0	0	0	0	110	12.2
Epps, Malcolm	7	40	42	0	0	0	0	82	11.7
Money, Kai	9	9	71	0	0	0	0	80	8.9
Adimora, Chris	9	0	0	0	0	71	71	71	7.9
Washington, Marc	7	0	56	0	0	0	0	56	8.0
Green, Jalen	8	0	0	0	0	41	41	41	5.1
DeMar Overshown	9	0	0	0	0	29	29	29	3.2
Brown, Chris	9	0	0	0	0	22	22	22	2.4
Thompson, Jerrin	9	0	0	0	0	21	21	21	2.3
Owens, Tyler	8	0	0	21	0	0	21	21	2.6
Thompson, Casey	2	14	0	0	0	0	14	14	7.0
Liebrock, Brayde	3	0	11	0	0	0	11	11	3.7
Card, Hudson	1	8	0	0	0	0	8	8	8.0
Woodard, Al'Vont	8	0	6	0	0	0	6	6	0.8
Watson, Gabriel	2	5	0	0	0	0	5	5	2.5
Smith, Jarrett	1	5	0	0	0	0	5	5	5.0
Dixon, Kelvontay	2	0	3	0	0	0	3	3	1.5
Barron, Jahdae	4	0	0	2	0	0	2	2	0.5
Kerstetter, Dere	9	-2	0	0	0	0	-2	-2	-0.2
Team	7	-7	0	0	0	0	-7	-7	-1.0
Total	9	1650	2466	57	598	184	4955	550.6	
Opponents	9	1220	2468	179	187	93	4147	460.8	

TOTAL OFFENSE

NAME	G	PLAYS	RUSH	PASS	YDS	YPG
Ehlinger, Sam	9	414	382	2406	2788	309.8
Robinson, Bijan	8	76	520	0	520	65.0
Johnson, Roschon	9	70	386	0	386	42.9
Ingram, Keaontay	6	53	250	0	250	41.7
Thompson, Casey	2	11	14	55	69	34.5
Epps, Malcolm	7	0	40	0	40	5.7
Whittington, Jor	4	2	30	0	30	7.5
Smith, Jake	6	2	11	0	11	1.8
Money, Kai	9	1	9	0	9	1.0
Card, Hudson	1	3	8	0	8	8.0
Dicker, Cameron	9	1	0	5	5	0.6
Smith, Jarrett	1	2	5	0	5	5.0
Watson, Gabriel	2	2	5	0	5	2.5
Moore, Joshua	9	2	-1	0	-1	-0.1
Kerstetter, Dere	9	1	-2	0	-2	-0.2
Team	7	7	-7	0	-7	-1.0
Total	9	647	1650	2466	4116	457.3
Opponents	9	700	1220	2468	3688	409.8

INTERCEPTIONS

NAME	NO	YDS	AVG	TD	LONG
DeMar Overshown	1	29	29.0	0	29
Adimora, Chris	1	71	71.0	0	71
Brown, Chris	1	22	22.0	0	22
Green, Jalen	1	41	41.0	0	41
Gbenda, David	1	0	0.0	0	0
Sterns, Caden	1	0	0.0	0	0
Thompson, Jerrin	1	21	21.0	0	21
Thompson, Josh	1	0	0.0	0	0
Total	8	184	23.0	0	71
Opponents	5	93	18.6	0	37

FUMBLE RETURNS

NAME	NO	YDS	AVG	TD	LONG
Ossai, Joseph	1	8	8.0	0	8
Graham, Ta'Quon	1	33	33.0	0	33
Total	2	41	20.5	0	33
Opponents	1	0	0.0	1	0

PUNT RETURNS

NAME	NO	YDS	AVG	TD	LONG
Jamison, D'Shawn	13	34	2.6	0	16
Owens, Tyler	1	21	21.0	0	0
Barron, Jahdae	0	2	0.0	1	2
Total	14	57	4.1	1	16
Opponents	19	179	9.4	0	36

KICK RETURNS

NAME	NO	YDS	AVG	TD	LONG
Jamison, D'Shawn	15	512	34.1	1	100
Johnson, Roschon	5	86	17.2	0	21
Total	20	598	29.9	1	100
Opponents	9	187	20.8	0	40

PUNTING

NAME	NO	YDS	AVG	LONG	TB	FC	I20	50+	BLK
Bujcevski, Ryan	39	1687	43.3	60	0	9	15	9	2
Dicker, Cameron	4	172	43.0	48	0	4	1	0	0
Team	2	0	0.0	0	0	0	0	0	0
Total	45	1859	41.3	60	0	13	16	9	2
Opponents	47	1869	39.8	66	3	14	18	7	1

KICKOFFS

NAME	NO	YDS	AVG	TB	OB	RETN	NET	YDLN
Dicker, Cameron	63	4074	64.7	54	0	0	0	0
Total	63	4074	64.7	54	0	187	40.3	24
Opponents	51	3007	59.0	24	2	598	35.5	29

2020 STATISTICS | SCORING/BIG PLAYS

SCORING DRIVES

TIME	PLAYS-YARDS	RESULT	SCORING PLAY	OPPONENT
OT	2-25	TD	Sam Ehlinger 25 yd run	vs. Oklahoma
OT	3-25	TD	Joshua Moore 12 yd pass from Sam Ehlinger	at Texas Tech
OT	4-25	TD	Joshua Moore 15 yd pass from Sam Ehlinger	at Oklahoma State
OT	5-25	TD	Sam Ehlinger 3 yd run	vs. Oklahoma
0:01	1-1	TD	Roschon Johnson 1 yd run	at Kansas State
0:04	1-3	TD	Roschon Johnson 3 yd run	at Kansas State
0:07	1-32	TD	Malcolm Epps 32 yd pass from Sam Ehlinger	at Kansas State
0:09	1-78	TD	Joshua Moore 78 yd pass from Sam Ehlinger	UTEP
0:16	2-75	TD	Bijan Robinson 75 yd run	at Kansas State
0:21	3-(-3)	FG	Cameron Dicker 40 yd field goal	at Oklahoma State
0:34	4-59	TD	Brennan Eagles 12 yd pass from Sam Ehlinger	at Texas Tech
0:39	3-15	TD	Keaontay Ingram 1 yd run	at Oklahoma State
0:47	2-19	TD	Sam Ehlinger 6 yd run	vs. Oklahoma
0:50	4-76	TD	Brenden Schooler 40 yd pass from Sam Ehlinger	UTEP
0:52	4-59	TD	Bijan Robinson 30 yd run	at Kansas State
1:02	3-42	TD	Tarik Black 5 yd pass from Sam Ehlinger	UTEP
1:10	4-50	TD	Joshua Moore 9 yd pass from Sam Ehlinger	vs. Oklahoma
1:12	4-63	TD	Brennan Eagles 45 yd pass from Sam Ehlinger	TCU
1:12	4-5	FG	Cameron Dicker 20 yd field goal	at Oklahoma State
1:14	4-68	TD	Brennan Eagles 35 yd pass from Casey Thompson	UTEP
1:20	4-(-5)	FG	Cameron Dicker 34 yd field goal	vs. Oklahoma
1:27	4-19	TD	Brenden Schooler 3 yd pass from Sam Ehlinger	at Texas Tech
1:33	6-75	TD	Kai Money 6 yd pass from Sam Ehlinger	UTEP
1:38	8-84	TD	Keaontay Ingram 2 yd pass from Sam Ehlinger	vs. Oklahoma
1:52	6-32	FG	Cameron Dicker 42 yd field goal	Iowa State
1:59	6-42	TD	Joshua Moore 18 yd pass from Sam Ehlinger	at Texas Tech
2:12	6-75	TD	Jordan Whittington 15 yd run	at Kansas State
2:16	8-87	TD	Roschon Johnson 7 yd pass from Sam Ehlinger	TCU
2:19	6-63	TD	Sam Ehlinger 17 yd run	Iowa State
2:24	10-74	FG	Cameron Dicker 34 yd field goal	West Virginia
2:25	8-54	TD	Marcus Washington 17 yd pass from Casey Thompson	UTEP
2:25	7-75	TD	Brennan Eagles 7 yd pass from Sam Ehlinger	West Virginia
2:32	7-80	TD	Joshua Moore 3 yd pass from Sam Ehlinger	Baylor
2:33	7-81	TD	Bijan Robinson 12 yd run	at Kansas State
2:36	8-32	FG	Cameron Dicker 43 yd field goal	at Texas Tech
2:40	7-65	TD	Jake Smith 33 yd pass from Sam Ehlinger	West Virginia
2:44	8-75	TD	Sam Ehlinger 2 yd run	vs. Oklahoma
2:53	8-86	TD	Cade Brewer 15 yd pass from Sam Ehlinger	at Kansas State
3:03	8-70	TD	Roschon Johnson 1 yd run	UTEP
3:07	11-54	FG	Cameron Dicker 32 yd field goal	UTEP
3:09	7-70	TD	Joshua Moore 31 yd pass from Sam Ehlinger	at Texas Tech
3:16	7-75	TD	Brennan Eagles 41 yd pass from Sam Ehlinger	at Oklahoma State
3:17	8-70	TD	Roschon Johnson 7 yd run	at Kansas State
3:20	9-54	FG	Cameron Dicker 28 yd field goal	at Kansas State
3:21	6-75	TD	Sam Ehlinger 9 yd run	Baylor
3:22	6-63	FG	Cameron Dicker 21 yd field goal	at Kansas State
3:24	10-67	TD	Cade Brewer 20 yd pass from Sam Ehlinger	UTEP
3:31	8-72	FG	Cameron Dicker 21 yd field goal	Iowa State
3:39	11-52	FG	Cameron Dicker 42 yd field goal	Baylor
3:40	10-75	TD	Jake Smith 5 yd pass from Sam Ehlinger	TCU
3:40	10-75	TD	Malcolm Epps 7 yd pass from Sam Ehlinger	TCU
3:46	8-89	TD	Jared Wiley 7 yd pass from Sam Ehlinger	Iowa State
3:54	9-75	FG	Cameron Dicker 23 yd field goal	Baylor
4:13	9-51	TD	Roschon Johnson 1 yd run	at Texas Tech
4:13	12-64	FG	Cameron Dicker 26 yd field goal	at Texas Tech
4:35	12-75	TD	Sam Ehlinger 1 yd run	Baylor
5:49	13-75	TD	Sam Ehlinger 2 yd run	at Texas Tech
7:48	15-59	TD	Jake Smith 9 yd pass from Sam Ehlinger	at Oklahoma State

20-YARD PLAYS (51)

YDS	TYPE	NAME(S)	OPPONENT
78*	Pass	Joshua Moore from Sam Ehlinger	UTEP
75*	Rush	Bijan Robinson	at Kansas State
72	Pass	Tarik Black from Sam Ehlinger	Baylor
59	Pass	Brennan Eagles from Sam Ehlinger	Iowa State
54	Rush	Bijan Robinson	West Virginia
52	Pass	Jared Wiley from Sam Ehlinger	TCU
52	Pass	Keaontay Ingram from Sam Ehlinger	TCU
47	Pass	Jared Wiley from Sam Ehlinger	Baylor
45*	Pass	Brennan Eagles from Sam Ehlinger	TCU
45	Pass	Brennan Eagles from Sam Ehlinger	Iowa State
43	Pass	Jordan Whittington from Sam Ehlinger	UTEP
43	Rush	Roschon Johnson	at Kansas State
42	Pass	Joshua Moore from Sam Ehlinger	Baylor
41	Rush	Hudson Card (1 yd) and Malcolm Epps (40 yds)	UTEP
41*	Pass	Brennan Eagles from Sam Ehlinger	at Oklahoma State
40*	Pass	Brenden Schooler from Sam Ehlinger	UTEP
40	Rush	Roschon Johnson	TCU
36	Rush	Sam Ehlinger	TCU
35*	Pass	Brennan Eagles from Casey Thompson	UTEP
35	Pass	Bijan Robinson from Sam Ehlinger	West Virginia
33*	Pass	Jake Smith from Sam Ehlinger	West Virginia
33	Pass	Sam Ehlinger to Jake Smith	at Kansas State
32	Pass	Sam Ehlinger to Jordan Whittington	at Kansas State
32*	Pass	Sam Ehlinger to Malcolm Epps	at Kansas State
31	Pass	Tarik Black from Sam Ehlinger	UTEP
31*	Pass	Joshua Moore from Sam Ehlinger	at Texas Tech
30	Pass	Jake Smith from Sam Ehlinger	Iowa State
30*	Rush	Sam Ehlinger to Bijan Robinson	at Kansas State
29	Rush	Bijan Robinson	UTEP
29	Rush	Roschon Johnson	at Oklahoma State
28	Pass	Tarik Black from Sam Ehlinger	Iowa State
27	Pass	Tarik Black from Sam Ehlinger	UTEP
27	Pass	Brenden Schooler from Sam Ehlinger	at Texas Tech
27	Pass	Sam Ehlinger to Bijan Robinson	at Kansas State
27	Rush	Bijan Robinson	at Kansas State
26	Pass	Marcus Washington from Sam Ehlinger	UTEP
26	Rush	Keaontay Ingram	at Texas Tech
26	Pass	Bijan Robinson from Sam Ehlinger	vs. Oklahoma
25	Pass	Brenden Schooler from Sam Ehlinger	UTEP
25*	Rush	Sam Ehlinger	vs. Oklahoma
24	Rush	Sam Ehlinger	at Texas Tech
24	Pass	Tarik Black from Sam Ehlinger	vs. Oklahoma
24	Rush	Bijan Robinson	at Oklahoma State
23	Pass	Jared Wiley from Sam Ehlinger	Baylor
22	Pass	Joshua Moore from Sam Ehlinger	UTEP
22	Rush	Roschon Johnson	at Kansas State
21	Pass	Tarik Black from Sam Ehlinger	West Virginia
20*	Pass	Cade Brewer from Sam Ehlinger	UTEP
20	Pass	Kai Money from Sam Ehlinger	at Texas Tech
20	Pass	Jordan Whittington from Sam Ehlinger	vs. Oklahoma
20	Rush	Sam Ehlinger	vs. Oklahoma

*touchdown scored on play

20-YARD PLAYS (BY PLAYER)

NAME	TD	RUSH	REC	TOTAL
Robinson, Bijan	2	6	3	9
Black, Tarik	0	0	6	6
Eagles, Brennan	3	0	5	5
Johnson, Roschon	0	4	0	4
Moore, Joshua	2	0	4	4
Ehlinger, Sam	1	4	0	4
Schooler, Brenden	1	0	3	3
Smith, Jake	1	0	3	3
Whittington, Jordan	0	0	3	3
Wiley, Jared	0	0	3	3
Epps, Malcolm	2	1	1	2
Ingram, Keaontay	0	1	1	2
Brewer, Cade	1	0	1	1
Washington, Marcus	1	0	1	1

2020 STATISTICS | SUPERLATIVES

TEXAS SINGLE-GAME SUPERLATIVES

CATEGORY	NO.	INDIVIDUAL
Rushes	23	Ehlinger, Sam vs Oklahoma (Oct 10, 2020)
Yards Rushing	172	Robinson, Bijan at Kansas State (Dec 05, 2020)
TD Rushes	4	Ehlinger, Sam vs Oklahoma (Oct 10, 2020)
Long Rush	75	Robinson, Bijan at Kansas State (Dec 05, 2020)
Pass attempts	53	Ehlinger, Sam vs Oklahoma (Oct 10, 2020)
Pass completions	30	Ehlinger, Sam vs Oklahoma (Oct 10, 2020)
Yards Passing	426	Ehlinger, Sam vs UTEP (Sep 12, 2020)
TD Passes	5	Ehlinger, Sam vs UTEP (Sep 12, 2020)
Long Pass	78	Ehlinger, Sam at Texas Tech (Sep 26, 2020)
Receptions	10	Ehlinger, Sam vs UTEP (Sep 12, 2020)
Yards Receiving	142	Whittington, Jor vs Oklahoma (Oct 10, 2020)
TD Receptions	3	Eagles, Brennan vs Iowa State (Nov 27, 2020)
Long Reception	78	Moore, Joshua at Texas Tech (Sep 26, 2020)
Field Goals	2	Moore, Joshua vs UTEP (Sep 12, 2020)
		Dicker, Cameron at Texas Tech (Sep 26, 2020)
		Dicker, Cameron vs Baylor (Oct 24, 2020)
		Dicker, Cameron at Oklahoma State (Oct 31, 2020)
		Dicker, Cameron vs Iowa State (Nov 27, 2020)
		Dicker, Cameron at Kansas State (Dec 05, 2020)
Long Field Goal	43	Dicker, Cameron at Texas Tech (Sep 26, 2020)
Punts	9	Bujcevski, Ryan at Oklahoma State (Oct 31, 2020)
Punting Avg	47.1	Bujcevski, Ryan at Oklahoma State (Oct 31, 2020)
Long Punt	60	Bujcevski, Ryan vs Oklahoma (Oct 10, 2020)
Punts inside 20	5	Bujcevski, Ryan at Oklahoma State (Oct 31, 2020)
Long Punt Return	16	Jamison, D'Shawn vs Oklahoma (Oct 10, 2020)
Long Kickoff Return	100	Jamison, D'Shawn at Oklahoma State (Oct 31, 2020)
Tackles	13	Foster, B.J. vs Oklahoma (Oct 10, 2020)
		Sterns, Caden vs Iowa State (Nov 27, 2020)
Sacks	3.0	Ossai, Joseph at Oklahoma State (Oct 31, 2020)
Tackles For Loss	6.0	Ossai, Joseph at Oklahoma State (Oct 31, 2020)
Interceptions	1	Thompson, Josh vs UTEP (Sep 12, 2020)
		Sterns, Caden at Texas Tech (Sep 26, 2020)
		Adimora, Chris at Texas Tech (Sep 26, 2020)
		Brown, Chris at Texas Tech (Sep 26, 2020)
		DeMar Overshown vs Oklahoma (Oct 10, 2020)
		Green, Jalen at Oklahoma State (Oct 31, 2020)
		Thompson, Jerrin at Kansas State (Dec 05, 2020)
		Gbenda, David at Kansas State (Dec 05, 2020)

CATEGORY	NO.	TEAM
Rushes	48	at Texas Tech (Sep 26, 2020)
Yards Rushing	334	at Kansas State (Dec 05, 2020)
Yards Per Rush	10.1	at Kansas State (Dec 05, 2020)
TD Rushes	7	at Kansas State (Dec 05, 2020)
Pass attempts	53	vs Oklahoma (Oct 10, 2020)
Pass completions	30	vs Oklahoma (Oct 10, 2020)
Yards Passing	481	vs UTEP (Sep 12, 2020)
Yards Per Pass	11.7	vs Baylor (Oct 24, 2020)
TD Passes	7	vs UTEP (Sep 12, 2020)
Total Plays	89	at Texas Tech (Sep 26, 2020)
Total Offense	689	vs UTEP (Sep 12, 2020)
Yards Per Play	10.1	at Kansas State (Dec 05, 2020)
Points	69	at Kansas State (Dec 05, 2020)
Sacks By	5	at Oklahoma State (Oct 31, 2020)
First Downs	28	vs UTEP (Sep 12, 2020)
Penalties	13	at Oklahoma State (Oct 31, 2020)
Penalty Yards	142	at Oklahoma State (Oct 31, 2020)
Turnovers	3	vs Oklahoma (Oct 10, 2020)
Interceptions By	3	at Texas Tech (Sep 26, 2020)
Punts	9	at Oklahoma State (Oct 31, 2020)
Punting Avg	47.1	at Oklahoma State (Oct 31, 2020)
Long Punt	60	vs Oklahoma (Oct 10, 2020)
Punts inside 20	5	at Oklahoma State (Oct 31, 2020)
Long Punt Return	16	vs Oklahoma (Oct 10, 2020)

OPPONENT SINGLE-GAME SUPERLATIVES

CATEGORY	NO.	INDIVIDUAL
Rushes	25	Hubbard, Chuba, at Oklahoma State (Oct 31, 2020)
Yards Rushing	131	Pledger, T.J., vs Oklahoma (Oct 10, 2020)
TD Rushes	2	Thompson, S., at Texas Tech (Sep 26, 2020)
		Duggan, Max, vs TCU (Oct 03, 2020)
		Pledger, T.J., vs Oklahoma (Oct 10, 2020)
		Vaughn, Deuce, at Kansas State (Dec 05, 2020)
Long Rush	75	Thompson, S., at Texas Tech (Sep 26, 2020)
Pass attempts	52	Bowman, Alan, at Texas Tech (Sep 26, 2020)
Pass completions	35	Jarret Doeg, vs West Virginia (Nov 07, 2020)
Yards Passing	400	Sanders, Spencer, at Oklahoma State (Oct 31, 2020)
TD Passes	5	Bowman, Alan, at Texas Tech (Sep 26, 2020)
Long Pass	50	Duggan, Max, vs TCU (Oct 03, 2020)
Receptions	11	Wallace, Tylan, at Oklahoma State (Oct 31, 2020)
Yards Receiving	187	Wallace, Tylan, at Oklahoma State (Oct 31, 2020)
TD Receptions	2	Carter, KeSean, at Texas Tech (Sep 26, 2020)
		Vasher, T.J., at Texas Tech (Sep 26, 2020)
		Wallace, Tylan, at Oklahoma State (Oct 31, 2020)
		Knowles, Malik, at Kansas State (Dec 05, 2020)
Long Reception	50	Johnston, Q., vs TCU (Oct 03, 2020)
Field Goals	4	Kell, Griffin, vs TCU (Oct 03, 2020)
Long Field Goal	49	Kell, Griffin, vs TCU (Oct 03, 2020)
Punts	8	SLOAN, Joshua, vs UTEP (Sep 12, 2020)
Punting Avg	49.5	Zentner, Ty, at Kansas State (Dec 05, 2020)
Long Punt	66	Power, Issac, vs Baylor (Oct 24, 2020)
Punts inside 20	3	Power, Issac, vs Baylor (Oct 24, 2020)
Long Punt Return	36	Mims, Marvin, vs Oklahoma (Oct 10, 2020)
Long Kickoff Return	40	Vaughn, Deuce, at Kansas State (Dec 05, 2020)
Tackles	19	Bernard, Terrel, vs Baylor (Oct 24, 2020)
Sacks	2.0	Bonitto, Nik, vs Oklahoma (Oct 10, 2020)
		Lacy, Tyler, at Oklahoma State (Oct 31, 2020)
		Bankston, L., vs Iowa State (Nov 27, 2020)
Tackles For Loss	3.0	Lacy, Tyler, at Oklahoma State (Oct 31, 2020)
Interceptions	1	Hogan, Alex, at Texas Tech (Sep 26, 2020)
		Van Zandt, L., vs TCU (Oct 03, 2020)
		Brown, Tre, vs Oklahoma (Oct 10, 2020)
		Washington, W., vs Oklahoma (Oct 10, 2020)
		Woods, J.T., vs Baylor (Oct 24, 2020)

CATEGORY	NO.	TEAM
Rushes	55	vs Oklahoma (Oct 10, 2020)
Yards Rushing	274	at Kansas State (Dec 05, 2020)
Yards Per Rush	6.0	at Kansas State (Dec 05, 2020)
TD Rushes	4	vs Oklahoma (Oct 10, 2020)
Pass attempts	52	at Texas Tech (Sep 26, 2020)
Pass completions	35	vs West Virginia (Nov 07, 2020)
Yards Passing	400	at Oklahoma State (Oct 31, 2020)
Yards Per Pass	10.0	at Oklahoma State (Oct 31, 2020)
TD Passes	5	at Texas Tech (Sep 26, 2020)
Total Plays	97	vs Oklahoma (Oct 10, 2020)
Total Offense	530	at Oklahoma State (Oct 31, 2020)
Yards Per Play	6.3	vs Iowa State (Nov 27, 2020)
Points	56	at Texas Tech (Sep 26, 2020)
Sacks By	6	vs Oklahoma (Oct 10, 2020)
		at Oklahoma State (Oct 31, 2020)
First Downs	32	at Oklahoma State (Oct 31, 2020)
Penalties	14	vs TCU (Oct 03, 2020)
Penalty Yards	121	vs Oklahoma (Oct 10, 2020)
Turnovers	4	at Oklahoma State (Oct 31, 2020)
Interceptions By	2	vs Oklahoma (Oct 10, 2020)
Punts	8	vs UTEP (Sep 12, 2020)
Punting Avg	42.8	vs TCU (Oct 03, 2020)
Long Punt	66	vs Baylor (Oct 24, 2020)
Punts inside 20	3	vs Baylor (Oct 24, 2020)
		vs West Virginia (Nov 07, 2020)
		at Kansas State (Dec 05, 2020)
Long Punt Return	36	vs Oklahoma (Oct 10, 2020)

2020 STATISTICS | MISC

SCORING

SCORING	TD	FGS	KICK	PAT RUSH	PAT RCV	PAT PASS	PAT DXP	SAF	POINTS
Dicker, Cameron	0	13-18	43-44	0-0	0	0-0	0	0	82
Ehlinger, Sam	8	0-0	0-0	0-0	0	2-2	0	0	48
Moore, Joshua	7	0-0	0-0	0-0	0	0-0	0	0	42
Johnson, Roschon	6	0-0	0-0	0-0	0	0-0	0	0	36
Eagles, Brennan	5	0-0	0-0	0-0	1	0-0	0	0	32
Robinson, Bijan	3	0-0	0-0	0-0	0	0-0	0	0	18
Smith, Jake	3	0-0	0-0	0-0	0	0-0	0	0	18
Brewer, Cade	2	0-0	0-0	0-0	1	0-0	0	0	14
Ingram, Keaontay	2	0-0	0-0	1-1	0	0-0	0	0	14
Schooler, Brende	2	0-0	0-0	0-0	0	0-0	0	0	12
Epps, Malcolm	2	0-0	0-0	0-0	0	0-0	0	0	12
Black, Tarik	1	0-0	0-0	0-0	0	0-0	0	0	6
Whittington, Jor	1	0-0	0-0	0-0	0	0-0	0	0	6
Wiley, Jared	1	0-0	0-0	0-0	0	0-0	0	0	6
Money, Kai	1	0-0	0-0	0-0	0	0-0	0	0	6
Barron, Jahdae	1	0-0	0-0	0-0	0	0-0	0	0	6
Jamison, D'Shawn	1	0-0	0-0	0-0	0	0-0	0	0	6
Washington, Marc	1	0-0	0-0	0-0	0	0-0	0	0	6
Team	0	0-0	0-0	0-0	0	0-0	0	1	2
Total	47	13-18	43-44	1-1	2	2-2	0	1	372
Opponents	31	15-21	29-29	0-0	1	1-2	0	0	262

FIELD GOAL ACCURACY

NAME	G	10-19	20-29	30-39	40-49	50-59	60+	TOTAL	PCT	LONG
Cameron Dicker	9	0-0	6-6	3-5	4-6	0-1	0-0	13-18	72.2	43
Total	9	0-0	6-6	3-5	4-6	0-1	0-0	13-18	72.2	43

FG SEQUENCE	TEXAS	OPPONENTS
UTEP	43, (32)	49, (47)
at Texas Tech	(43), (26)	46
TCU		(27), (32), (49), (28)
vs. Oklahoma	(34), 33	(19), 31
Baylor	(42), (23)	(22), 43
at Oklahoma State	(20), (40)	(31), (34)
West Virginia	(34), 48	(25), (34)
Iowa State	(21), (42), 58	(26), 41, (29), (38)
at Kansas State	(28), 30, (21)	53, (47)
at Kansas	Canceled	Canceled
vs. Colorado		

TEXAS IN THE RED ZONE

Possessions	51
Total scores	43
Percentage	84.3%
Points Scored	264
Touchdowns (rush/pass)	33 (15/18)
Field goals	10
Missed field goals	2
On downs	2
Turnovers (fumble/interception)	2 (1/1)
Clock	2

OPPONENTS IN THE RED ZONE

Possessions	44
Total scores	36
Percentage	81.8%
Points Scored	199
Touchdowns (rush/pass)	23 (11/12)
Field goals	13
Missed field goals	3
On downs	4
Turnovers (fumble/interception)	1 (0/1)
Clock	0

TEXAS NON-OFFENSIVE TOUCHDOWNS

YDS	PLAY	PLAYER	OPPONENT
2	Bik Punt Return	Jahdae Barron	at Texas Tech
100	KO Return	D'Shawn Jamison	at Oklahoma State

POINTS OFF TURNOVERS

OPPONENT	UT TOs	OPP POINTS	OPP TOs	UT POINTS
UTEP	0	0	1	7
at Texas Tech	2	14	3	14
TCU	2	3	1	0
vs. Oklahoma	3	3	3	10
Baylor	1	7	0	0
at Oklahoma State	0	0	4	21
West Virginia	0	0	0	0
Iowa State	1	0	0	0
at Kansas State	0	0	3	14
at Kansas				
TOTAL	8	27	15	66

2020 STATISTICS | GAME CAPSULES

GAME-BY-GAME CAPSULES

GAME	1ST DOWNS		RUSHING		PASSING		TOTAL PLAYS-YDS	3RD DOWN CONV.	TIME OF POSSESSION
	R-PS-PN		ATT-YDS	TD	C-ATT-INT	YDS			
Texas	7-21-0		33-208	1	29-481-0	481	74-689	5-10	25:43
UTEP	4-8-2		33-43	0	19-39-1	190	72-233	3-16	34:17
Texas	13-13-1		48-214	2	27-41-1	262	89-476	5-16	34:39
Texas Tech	5-16-3		24-116	2	31-52-3	325	76-441	8-16	25:21
Texas	6-8-2		24-152	0	17-36-1	236	60-388	7-14	25:09
TCU	13-10-1		50-226	3	20-30-0	231	80-457	7-17	34:51
Texas	9-12-6		34-141	4	30-53-2	287	87-428	6-17	23:56
Oklahoma	10-18-2		55-208	4	28-42-1	261	97-469	8-18	36:04
Texas	9-9-1		47-159	2	15-23-1	270	70-429	8-15	32:07
Baylor	5-15-2		21-64	0	31-44-0	252	65-316	5-15	27:53
Texas	5-7-5		40-118	1	18-34-0	169	75-287	2-15	30:21
Oklahoma State	8-19-5		51-130	0	27-40-1	400	91-530	3-12	29:39
Texas	7-8-2		36-179	0	15-31-0	184	67-363	8-17	25:39
West Virginia	4-15-2		26-43	1	35-50-0	317	76-360	6-16	34:21
Texas	9-11-1		35-145	1	18-30-0	303	65-448	4-11	27:03
Iowa State	9-13-3		33-121	1	25-36-0	312	69-433	5-14	32:57
Texas	13-13-0		33-334	7	20-27-0	274	60-608	3-8	24:20
Kansas State	13-9-2		46-274	2	16-27-2	174	73-448	4-11	35:40
Texas									CANCELED
Kansas									CANCELED
Texas									
Colorado									

CENTURY CLUB

RUSHING [4]

YARDS	ATTEMPTS	NAME, OPPONENT
172	9	Bijan Robinson, at Kansas State
139	14	Roschon Johnson, at Kansas State
113	12	Bijan Robinson, West Virginia
112	23	Sam Ehlinger, Oklahoma

RECEIVING [2]

YARDS	RECEPTIONS	NAME, OPPONENT
142	5	Brennan Eagles, Iowa State
127	6	Joshua Moore, UTEP

2020 STATISTICS | DEFENSE

DEFENSE

DEFENSIVE LEADERS	GP	SOLO	AST	TOTAL	TFL/YDS	SACKS/YDS	INT-YDS	BRUP	QBH	FR-YDS	FF	KICK	SAF
6X Mitchell, Juwan	9	30	29	59	4.5-10			1	1	1-0			
46 Ossai, Joseph	9	26	29	55	16.0-58	5.0-39		2	2	1-8	3		
0X DeMar Overshown	9	28	26	54	7.5-24	1.0-9	1-29	7	2		2		
7X Sterns, Caden	7	30	22	52	1.5-0		1-0	3					
15 Brown, Chris	9	43	4	47	2.0-11		1-22	7		1-0	1		
1X Adimora, Chris	9	25	16	41	1.5-2		1-71	3					
25 Foster, B.J.	8	21	15	36	1.0-2			3					
5X Jamison, D'Shawn	9	23	6	29	0.5-1			5					
36 Jones, Jacoby	8	9	16	25	2.0-9	1.5-9		1	1	2-0			
9X Thompson, Josh	9	17	8	25	3.0-8		1-0	2	2				
49 Graham, Ta'Quon	9	12	11	23	7.0-25	2.0-8			2	1-33			
98 Ojomo, Moro	9	10	10	20	2.5-15	2.0-14		1	2				
93 Sweat, T'Vondre	9	5	15	20	4.0-14	1.0-10		1	1	1-0	1		
99 Coburn, Keondre	9	9	11	20	3.0-11	1.0-7		1					
1A Cook, Anthony	9	10	8	18	1.5-3								
95 Collins, Alfred	9	11	7	18	2.0-10	1.5-8		2					
33 Gbenda, David	9	9	6	15			1-0						
57 Jaquess, Cort	7	7	8	15	2.5-4								
3 Green, Jalen	8	9	3	12	1.0-4		1-41	2					
5B Bush, Jett	8	8	4	12	1.0-10								
41 Ford, Jaylan	9	4	6	10	1.0-6								
28 Thompson, Jerrin	9	5	3	8			1-21	1					
2A Crawford, Kitan	9	4	2	6	1.0-1								
40 Adeoye, Ayodele	3	2	3	5									
4X Alford, Xavion	3	4		4									
2X Watson, Kenyatta	4	2	1	3	0.5-2			1					
1C Tillman, Marcus	2	2	1	3	1.0-10	1.0-10							
70 Jones, Christian	9	1	1	2									
1D Schooler, Brende	8	1	1	2									
39 Estell, Montrell	4	2		2	1.0-1								
44 Owens, Tyler	8	1	1	2	0.5-2			1				1	
23 Barron, Jahdae	4	2		2				1					
8X Bujcevski, Ryan	7	2		2									
68 Kerstetter, Dere	9		1	1									
83 Money, Kai	9	1		1									
47 Brockermeyer, Lu	4	1		1									
2F Tschauner, Chris	1	1		1									
80 Brewer, Cade	9	1		1									
32 Dorbah, Prince	1	1		1									
2 Johnson, Roschon	9	1		1									
TM Team	7												1
Total	9	380	274	654	69-243	16-114	8-184	45	13	7-41	7	1	1
Opponents	9	335	292	627	51.0-181	20-123	5-93	41	18	4-0	5	3	

GP - games played • GS - games started • SOLO - unassisted tackles • AST - assisted tackles • TOTAL - total tackles • TFL - tackles for loss • INT - interceptions

SPECIAL TEAMS TACKLES

NAME	TT (KO/PUNT)	NAME	TT (KO/PUNT)	NAME	TT (KO/PUNT)
Crawford, Kitan	4 (2/2)	Brown, Chris	1 (0/1)		
Overshown, DeMarvion	2 (0/2)	Adimora, Chris	1 (0/1)		
Schooler, Brenden	2 (2/0)	Brockermeyer, Luke	1 (1/0)		
Bujcevski, Ryan	2 (0/2)				
Jaquess, Cort	2 (2/0)				
Cook, Anthony	1 (0/1)				
Alford, Xavion	1 (1/0)				
Ford, Jaylan	1 (1/0)				
Thompson, Jerrin	1 (1/0)				
Owens, Tyler	1 (1/0)				
Tillman, Marcus	1 (1/0)				
Johnson, Roschon	1 (1/0)				

2020 STATISTICS | DEFENSE

GAME-BY-GAME TACKLES (INDIVIDUAL)

TOTAL TACKLES	UA-A	TOT	UTEP	TTU	TCU	OU	BU	OSU	WVU	ISU	KS	CU
Mitchell, Juwan	30-29	59	-	4-1	0-2	3-7	5-7	6-2	5-4	4-6	3-0	
Ossai, Joseph	26-29	55	2-6	2-1	2-9	6-3	2-1	7-5	2-1	0-3	3-0	
DeMar Overshown	28-26	54	1-3	2-0	2-5	3-8	2-3	4-1	5-3	5-3	4-0	
Sterns, Caden	30-22	52	0-4	4-0	4-8	DNP	2-3	7-1	6-0	7-6	DNP	
Brown, Chris	43-4	47	2-0	3-1	5-2	8-1	2-0	3-0	3-0	5-0	12-0	
Adimora, Chris	25-16	41	3-3	4-1	3-0	1-4	4-1	7-0	1-4	1-2	1-1	
Foster, B.J.	21-15	36	-	5-2	2-2	5-8	3-3	2-0	1-0	3-0	DNP	
Jamison, D'Shawn	23-6	29	2-3	1-0	-	2-0	2-0	2-0	5-2	5-1	4-0	
Thompson, Josh	17-8	25	0-2	3-1	0-1	3-1	2-1	2-1	3-0	2-1	2-0	
Jones, Jacoby	9-16	25	DNP	1-0	4-4	0-5	0-4	2-1	0-1	2-1	-	
Graham, Tai Quon	12-11	23	1-1	3-0	1-3	0-2	1-0	3-2	2-2	0-1	1-0	
Sweat, T'Vondre	5-15	20	1-0	-	0-5	1-2	0-2	1-2	2-2	0-2	-	
Coburn, Keondre	9-11	20	1-1	0-1	4-7	0-1	1-0	1-0	-	1-1	1-0	
Ojomo, Moro	10-10	20	-	2-0	1-3	1-1	2-1	1-2	2-3	-	1-0	
Collins, Alfred	11-7	18	1-1	2-2	1-0	0-2	-	2-1	1-0	0-1	4-0	
Cook, Anthony	10-8	18	0-2	0-1	1-1	2-3	1-1	2-0	1-0	-	3-0	
Jaquess, Cort	7-8	15	3-2	-	2-5	0-1	1-0	-	1-0	DNP	DNP	
Gbenda, David	9-6	15	2-2	-	1-1	2-2	-	-	2-0	-	2-1	
Bush, Jett	8-4	12	0-1	-	DNP	4-0	0-1	1-0	-	1-0	2-2	
Green, Jalen	9-3	12	1-0	1-0	1-0	2-1	1-2	2-0	-	1-0	DNP	
Ford, Jaylan	4-6	10	2-1	-	-	-	-	-	-	-	2-5	
Thompson, Jerrin	5-3	8	0-1	-	-	1-2	-	-	1-0	-	3-0	
Crawford, Kitan	4-2	6	2-0	-	-	-	1-2	-	-	-	1-0	
Adeoye, Ayodele	2-3	5	DNP	1-1	1-2	-	DNP	DNP	DNP	DNP	DNP	
Alford, Xavion	4-0	4	3-0	DNP	DNP	-	DNP	DNP	DNP	DNP	1-0	
Tillman, Marcus	2-1	3	2-0	DNP	DNP	DNP	DNP	DNP	DNP	DNP	0-1	
Watson, Kenyatta	2-1	3	2-1	DNP	-	DNP	-	DNP	DNP	-	DNP	
Schooler, Brende	1-1	2	-	-	-	-	0-1	DNP	-	-	1-0	
Owens, Tyler	1-1	2	1-0	-	-	DNP	0-1	-	-	-	-	
Barron, Jahdae	2-0	2	2-0	-	-	-	DNP	DNP	DNP	DNP	DNP	
Bujceviski, Ryan	2-0	2	-	1-0	-	1-0	-	-	-	-	DNP	
Estell, Montrell	2-0	2	1-0	DNP	DNP	-	DNP	-	DNP	DNP	1-0	
Jones, Christian	1-1	2	-	1-0	-	-	0-1	-	-	-	-	
Kerstetter, Dere	0-1	1	-	-	-	-	0-1	-	-	-	-	
Tschauner, Chris	1-0	1	DNP	DNP	DNP	DNP	DNP	1-0	DNP	DNP	DNP	
Money, Kai	1-0	1	-	-	-	-	-	-	-	1-0	-	
Brewer, Cade	1-0	1	-	-	1-0	-	-	-	-	-	-	
Brockermeyer, Lu	1-0	1	DNP	DNP	DNP	-	DNP	DNP	-	-	1-0	
Dorbah, Prince	1-0	1	1-0	DNP	DNP	DNP	DNP	DNP	DNP	DNP	DNP	
Johnson, Roschon	1-0	1	-	-	1-0	-	-	-	-	-	-	

OFFICIATING CREWS

1 - UTEP

R: Kevin Hassell
U: Sheldon Davis
HL: Bradford Edwards
LJ: Derek Anderson
BJ: Donnie Aultman
FJ: Ed Vinzant
SJ: Fulton Carson
CJ: Chris Alston

2 - TEXAS TECH

R: Scott Campbell
U: Stuart Schake
HL: Rick Smith
LJ: Keith Garmond
BJ: Brian Ernest
FJ: Ed Vinzant
SJ: Corey Luxner
CJ: Tyree Walton

3 - TCU

R: Brad Van Vark
U: Stuart Schake
HL: Bradford Edwards
LJ: Keith Garmond
BJ: Joel Wetzel
FJ: Ed Vinzant
SJ: Lo van Pham
CJ: Stacy Hardin

4 - OKLAHOMA

R: Brandon Cruse
U: Robert Richeson
HL: Al Green
LJ: Derek Anderson
BJ: Terry Jones
FJ: Jason Ledet
SJ: Lo van Pham
CJ: Marvel July

5 - BAYLOR

R: Kevin Mar
U: Marlow Fitzgerald
HL: Bradford Edwards
LJ: Scott Reilly
BJ: Lyndon Nixon
FJ: Randy Smith
SJ: Jim Murphy
CJ: Darren Winkley

6 - OKLAHOMA STATE

R: David Alvarez
U: Stuart Schake
HL: Rick Smith
LJ: Mark Estermyer
BJ: Terry Jones
FJ: Jason Ledet
SJ: Corey Luxner
CJ: Ken Ray

7 - WEST VIRGINIA

R: Kevin Hassell
U: Apollo Martin
HL: Al Green
LJ: Derek Anderson
BJ: Joel Wetzel
FJ: Ed Vinzant
SJ: Steve Heimann
CJ: Stacy Hardin

8 - IOWA STATE

R: David Alvarez
U: Stuart Schake
HL: Rick Smith
LJ: Mark Estermyer
BJ: Terry Jones
FJ: Jason Ledet
SJ: Corey Luxner
CJ: Ken Ray

9 - KANSAS STATE

R: M. Vandervelde
U: Robert Richeson
HL: John Braun
LJ: Darren Deckard
BJ: Daniel Young
FJ: Matt Mills
SJ: Fulton Carson
CJ: Chris Tallent

10 - COLORADO

R:
U:
HL:
LJ:
BJ:
FJ:
SJ:
CJ:

2020 STATISTICS | DEFENSE

DEFENSIVE LEADERS

SACKS	16.0-114	MULTI-TFL GAMES	12	FORCED FUMBLES	7	PASS BREAKUPS	45
Joseph Ossai	5.0-39	Joseph Ossai (OSU)	6.0-30	Joseph Ossai	3	Chris Brown	7
Moro Ojomo	2.0-14	Ta'Quon Graham (OSU)	3.5-10	DeMarvion Overshown	2	DeMarvion Overshown	7
Ta'Quon Graham	2.0-10	Joseph Ossai (TCU)	3.5-10	Chris Brown	1	D'Shawn Jamison	5
Jacoby Jones	1.5-9	DeMarvion Overshown (WVU)	2.0-13	T'Vondre Sweat	1	Chris Adimora	3
Alfred Collins	1.5-8	Ta'Quon Graham (TTU)	2.0-12			Caden Sterns	3
T'Vondre Sweat	1.0-10	Joseph Ossai (KS)	2.0-10	RECOVERED FUMBLES	7-41	B.J. Foster	3
Marcus Tillman Jr.	1.0-10	Juwan Mitchell (BU)	2.0-6	Jacoby Jones	2-0	Alfred Collins	2
DeMarvion Overshown	1.0-9	DeMarvion Overshown (UTEP)	2.0-6	Ta'Quon Graham	1-33	Jalen Green	2
Keondre Coburn	1.0-7	Keondre Coburn (TCU)	2.0-4	Joseph Ossai	1-8	Joseph Ossai	2
		Moro Ojomo (BU)	1.5-9	Chris Brown	1-0	Josh Thompson	2
TACKLES FOR LOSS	69.0-243	Joseph Ossai (OU)	1.5-2	Juwan Mitchell	1-0	Jahdae Barron	1
Joseph Ossai	16.0-58	Cort Jaquess (TCU)	1.5-2	T'Vondre Sweat	1-0	Keondre Coburn	1
DeMarvion Overshown	7.5-24					Jacoby Jones	1
Ta'Quon Graham	7.0-25	MULTI-SACK GAMES	1	INTERCEPTIONS	8-184	Juwan Mitchell	1
Juwan Mitchell	4.5-10	Joseph Ossai (at OSU)	3.0	Chris Adimora	1-71	Moro Ojomo	1
T'Vondre Sweat	3.5-14			Jalen Green	1-41	Tyler Owens	1
Josh Thompson	3.0-8	QB PRESSURES	13	DeMarvion Overshown	1-29	T'Vondre Sweat	1
Moro Ojomo	2.5-15	Ta'Quon Graham	2	Chris Brown	1-22	Jerrin Thompson	1
Cort Jaquess	2.5-4	Moro Ojomo	2	Jerrin Thompson	1-21	Kenyatta Watson II	1
Chris Brown	2.0-11	Joseph Ossai	2	David Gbenda	1-0		
Alfred Collins	2.0-10	DeMarvion Overshown	2	Caden Sterns	1-0	BLOCKED PUNTS	1
Jacoby Jones	2.0-9	Josh Thompson	2	Josh Thompson	1-0	Tyler Owens	1
Keondre Coburn	2.0-4	Jacoby Jones	1				
Anthony Cook	1.5-3	Juwan Mitchell	1			BLOCKED FIELD GOALS/PAT	0
Chris Adimora	1.5-2	T'Vondre Sweat	1			None	
Caden Sterns	1.5-0						
Jett Bush	1.0-10						
Marcus Tillman Jr.	1.0-10						
Jaylan Ford	1.0-6						
Jalen Green	1.0-4						
B.J. Foster	1.0-2						
Kitan Crawford	1.0-1						
Montrell Estell	1.0-1						
Tyler Owens	0.5-2						
Kenyatta Watson II	0.5-2						
D'Shawn Jamison	0.5-1						

GAME-BY-GAME DEFENSIVE STATISTICS (TEAM)

OPPONENT	SACKS	TFL	FF	FR	INT	PBU	P BLK	FG BLK	XP BLK	QBP
UTEP	2.0	8.0	0	0	1	5	0	0	0	2
at Texas Tech	0.0	6.0	3	0	2	8	1	0	0	0
TCU	1.0	9.0	1	1	0	2	0	0	0	5
vs. Oklahoma	2.0	9.0	3	2	1	5	0	0	0	1
BAYLOR	2.0	7.0	0	0	0	10	0	0	0	2
at Oklahoma State	5.0	12.0	3	3	1	4	0	0	0	0
WEST VIRGINIA	2.0	6.0	1	0	0	6	0	0	0	0
at Kansas	1.0	5.0	0	0	0	2	0	0	0	2
IOWA STATE	1.0	7.0	0	1	2	3	0	0	0	1
at Kansas State										

2020 STATISTICS | STARTERS

STARTERS (GAME-BY-GAME)

OFFENSE	QB	RB	XWR	HWR	ZWR	YTE	LT	LG	C	RG	RT
UTEP.....	Ehlinger.....	R.Johnson.....	Black.....	Whittington.....	Moore.....	Brewer.....	Cosmi.....	Angilau.....	Kerstetter.....	Okafor.....	C.Jones.....
at Texas Tech.....	Ehlinger.....	Ingram.....	Eagles.....	Wiley (TE).....	Moore.....	Brewer.....	Cosmi.....	Angilau.....	Kerstetter.....	Okafor.....	C.Jones.....
TCU.....	Ehlinger.....	Ingram.....	Eagles.....	Smith.....	Moore.....	Brewer.....	Cosmi.....	Angilau.....	Kerstetter.....	Okafor.....	C.Jones.....
vs. Oklahoma.....	Ehlinger.....	Ingram.....	Eagles.....	Whittington.....	Moore.....	Brewer.....	Cosmi.....	Angilau.....	Kerstetter.....	Okafor.....	C.Jones.....
BAYLOR.....	Ehlinger.....	Robinson.....	Dixon.....	Wiley (TE).....	Moore.....	Brewer.....	Cosmi.....	Angilau.....	Kerstetter.....	Okafor.....	C.Jones.....
at Oklahoma State.....	Ehlinger.....	Robinson.....	Eagles.....	Smith.....	Moore.....	Brewer.....	Cosmi.....	Angilau.....	Kerstetter.....	Okafor.....	C.Jones.....
WEST VIRGINIA.....	Ehlinger.....	Robinson.....	Eagles.....	Smith.....	Moore.....	Brewer.....	Cosmi.....	Angilau.....	Kerstetter.....	Okafor.....	C.Jones.....
IOWA STATE.....	Ehlinger.....	Robinson.....	Eagles.....	Smith.....	Moore.....	Brewer.....	Cosmi.....	Angilau.....	Kerstetter.....	Okafor.....	C.Jones.....
at Kansas State.....	Ehlinger.....	Robinson.....	Eagles.....	Smith.....	Moore.....	Brewer.....	C.Jones.....	Angilau.....	Majors.....	Okafor.....	Kerstetter.....
at Kansas.....	CANCELED										
vs. Colorado.....	CANCELED										

DEFENSE	DE	DT	NT	JACK	MLB	WLB	CB	SS	FS	CB	SPUR
UTEP.....	Ojomo.....	Graham.....	Coburn.....	Ossai.....	Jaquess.....	Overshown.....	Jamison.....	Brown.....	Sterns.....	Jo.Thompson.....	Adimora.....
at Texas Tech.....	Ojomo.....	Graham.....	Coburn.....	Ossai.....	Mitchell.....	Overshown.....	Jamison.....	Brown.....	Sterns.....	Jo.Thompson.....	Adimora.....
TCU.....	Ojomo.....	Graham.....	Coburn.....	Ossai.....	Mitchell.....	Overshown.....	Jamison.....	Brown.....	Sterns.....	Jo.Thompson.....	Adimora.....
vs. Oklahoma.....	Ojomo.....	Graham.....	Coburn.....	Ossai.....	Mitchell.....	Overshown.....	Green.....	Brown.....	Foster.....	Jo.Thompson.....	Adimora.....
BAYLOR.....	Ojomo.....	Graham.....	Coburn.....	Ossai.....	Mitchell.....	Overshown.....	Jamison.....	Brown.....	Sterns.....	Jo.Thompson.....	Adimora.....
at Oklahoma State.....	Ojomo.....	Graham.....	Coburn.....	Ossai.....	Mitchell.....	Overshown.....	Jamison.....	Brown.....	Sterns.....	Jo.Thompson.....	Adimora.....
WEST VIRGINIA.....	Ojomo.....	Graham.....	Coburn.....	Ossai.....	Mitchell.....	Overshown.....	Jamison.....	Brown.....	Sterns.....	Jo.Thompson.....	Adimora.....
IOWA STATE.....	Ojomo.....	Graham.....	Coburn.....	Ossai.....	Mitchell.....	Overshown.....	Jamison.....	Brown.....	Sterns.....	Jo.Thompson.....	Adimora.....
at Kansas State.....	Ojomo.....	Graham.....	Coburn.....	Ossai.....	Mitchell.....	Overshown.....	Jamison.....	Brown.....	Je.Thompson.....	Jo.Thompson.....	Adimora.....
at Kansas.....	CANCELED										
vs. Colorado.....	CANCELED										

CAREER PARTICIPATIONS/STARTS

Player	Career Games	Career Starts	Consec Games	Consec Starts	Player	Career Games	Career Starts	Consec Games	Consec Starts	Player	Career Games	Career Starts	Consec Games	Consec Starts
Ayodele Adeoye, LB	19	10	0	0	B.J. Foster, DB	30	15	0	0	Peter Mpagi, DL	0	0	0	0
Chris Adimora, DB	22	9	22	9	Matt Frost, OL	0	0	0	0	Moro Ojomo, DL	25	12	24	9
Kartik Akkihal, WR	1	0	0	0	Jaylen Garth, OL	0	0	0	0	Denzel Okafor, OL	45	14	22	9
Parker Alford, WR	0	0	0	0	David Gbenda, LB	13	1	9	0	Troy Omeire, WR	0	0	0	0
Xavion Alford, DB	3	0	1	0	Rafiti Ghirmai, OL	12	0	9	0	Joseph Ossai, LB	36	24	36	23
Paxton Anderson, WR	1	0	0	0	Sawyer Goram-Welch, DL	2	0	0	0	DeMarvin Overshown, DB	26	11	13	9
Junior Angilau, OL	21	21	12	12	Ta'Quon Graham, DL	48	24	46	22	Tyler Owens, DB	2	1	4	0
Michael Balis, OL	0	0	0	0	Jalen Green, DB	29	8	0	0	Logan Parr, OL	0	0	0	0
Ben Ballard, QB	0	0	0	0	Chris Hannon, JACK	0	0	0	0	Tremayne Prudhomme, DB	0	0	0	0
Jahdae Barron, DB	4	0	0	0	Dajon Harrison, WR	0	0	0	0	Bijan Robinson, RB	8	5	5	5
Patrick Bayouth, DL	0	0	0	0	Nathan Hatter, TE	0	0	0	0	Brenden Schooler, WR	8	0	3	0
Tristan Bennett, DL	0	0	0	0	Russell Hine, LB	10	0	1	0	Anton Simieou, RB	0	0	0	0
Marqez Bimage, DL	34	0	0	0	Isaiah Hookfin, OL	1	0	0	0	Jake Smith, WR	19	5	5	4
Tarik Black, WR	8	1	0	0	Jaden Hullaby, LB	0	0	0	0	Jarrett Smith, RB	1	0	0	0
Skyler Bonneau, RB	0	0	0	0	Tope Imade, OL	7	0	3	0	Caden Sterns, DB	29	28	0	4
Cade Brewer, TE	42	22	10	10	Keaontay Ingram, RB	32	18	0	0	T'Vonde Sweat, DL	22	0	22	0
Luke Brockermeyer, LB	5	0	3	0	Ja'Quinden Jackson, QB	0	0	0	0	Turner Symonds, DB	0	0	0	0
Vernon Broughton, DL	0	0	0	0	D'Shawn Jamison, DB	35	18	23	5	Casey Thompson, QB	6	0	1	0
Chris Brown, DB	44	21	13	13	Cort Jaquess, LB	29	2	0	0	Jerrin Thompson, DB	9	1	9	1
Derrian Brown, RB	0	0	0	0	Kai Jarmon, WR	0	0	0	0	Josh Thompson, DB	35	12	9	9
Stacy Brown Jr., WR	0	0	0	0	Roschon Johnson, RB	22	1	22	0	Marcus Tillman, Jr., LB	5	0	0	0
Ryan Bujcevski, P	30	0	0	0	Tyler Johnson, OL	0	0	0	0	Troy Torres, DL	0	0	0	0
Jett Bush, LB	21	0	20	0	Christian Jones, OL	22	9	22	9	Christian Tschauner, DB	0	0	0	0
Marques Caldwell, DB	1	0	0	0	Jacoby Jones, DL	19	0	8	0	Willie Tyler, OL	0	0	0	0
Hudson Card, QB	1	0	0	0	Andrej Karic, OL	2	0	1	0	Byron Vaughns, LB	13	0	0	0
Daniel Carson, DL	5	0	0	0	Chandler Kelehan, DS	0	0	0	0	Erwin Von Nacher, K	0	0	0	0
Keondre Coburn, DL	25	21	23	10	Derek Kerstetter, OL	46	37	46	22	Myron Warren, DL	0	0	0	0
Alfred Collins, DL	9	0	9	0	Reese Leitao, TE	34	0	0	0	Marcus Washington, WR	18	1	3	0
Anthony Cook, DB	33	7	20	0	Kennedy Lewis, WR	1	0	0	0	Jaren Watkins, RB	0	0	0	0
Samuel Cosmi, OL	36	35	36	35	Brayden Liebrock, TE	6	0	0	0	Gabriel Watson, RB	2	0	1	0
Kitan Crawford, DB	9	0	9	0	John Lilly, DL	0	0	0	0	Kenyatta Watson II, DB	5	0	0	0
Cameron Dicker, K	36	0	36	0	Zach Lindner, K	0	0	0	0	Travis West, WR	0	0	0	0
Kelvontay Dixon, WR	2	1	0	0	Tannahill Love, DB	0	0	0	0	Jordan Whittington, RB	5	2	2	0
Prince Dorbah, LB	1	0	0	0	Justin Mader, DS	36	0	36	0	Jared Wiley, TE	21	4	18	0
Brennan Eagles, WR	32	15	14	4	Jake Majors, OL	2	0	1	0	Doak Wilson, DB	0	0	0	0
Zach Edwards, DS	1	0	0	0	Myles Mass, DB	0	0	0	0	Chad Wolf, OL	0	0	0	0
Jake Ehlinger, LB	0	0	0	0	Juwan Mitchell, LB	19	13	11	8	Al'Vonte Woodard, WR	16	0	0	0
Sam Ehlinger, QB	45	42	40	36	Kai Money, WR	9	0	9	0	Daniel Young, RB	36	5	0	0
Malcolm Epps, WR	24	7	22	0	Joshua Moore, WR	15	9	9	9					
Montrell Estell, DB	27	2	1	0	Reese Moore, OL	0	0	0	0					

2020 STATISTICS | PARTICIPATION

#	NAME	GP/GS	UTEP	TTU	TCU	OU	BU	OSU	WVU	ISU	KS	CU
40	Adeoye,Ayodele	2/-	...	XXX	XXX
1X	Adimora,Chris	9/9	START	START	START	START	START	START	START	START	START	START
82	Akkihah,Kartik	1/-	XXX
4X	Alford,Xavion	4/-	XXX	XXX	...	XXX	XXX	...
86	Anderson,Paxton	1/-	XXX
75	Angilau,Junior	9/9	START	START	START	START	START	START	START	START	START	START
23	Barron,Jahdae	4/-	XXX	XXX	XXX	XXX
0	Black,Tarik	8/1	START	XXX	XXX	XXX	XXX	XXX	XXX	XXX
80	Brewer,Cade	9/9	START	START	START	START	START	START	START	START	START	START
47	Brockermeyer,Lu	4/-	XXX	XXX	XXX	XXX	...
45	Broughton,Verno	1/-	XXX
15	Brown,Chris	9/9	START	START	START	START	START	START	START	START	START	START
8X	Bujcevski,Ryan	7/-	XXX	XXX	XXX	XXX	XXX	XXX	XXX
5B	Bush,Jett	8/-	XXX	XXX	...	XXX	XXX	XXX	XXX	XXX	XXX	...
24	Caldwell,Marque	1/-	XXX	...
1	Card,Hudson	1/-	XXX
88	Carson,Daniel	1/-	XXX
99	Coburn,Keondre	9/9	START	START	START	START	START	START	START	START	START	START
95	Collins,Alfred	9/-	XXX	XXX	XXX	XXX	XXX	XXX	XXX	XXX	XXX	XXX
1A	Cook,Anthony	9/-	XXX	XXX	XXX	XXX	XXX	XXX	XXX	XXX	XXX	XXX
52	Cosmi,Samuel	8/8	START	START	START	START	START	START	START	START
2A	Crawford,Kitan	9/-	XXX	XXX	XXX	XXX	XXX	XXX	XXX	XXX	XXX	XXX
17	Dicker,Cameron	9/-	XXX	XXX	XXX	XXX	XXX	XXX	XXX	XXX	XXX	XXX
16	Dixon,Kelvontay	2/1	XXX	...	START
32	Dorbah,Prince	1/-	XXX
13	Eagles,Brennan	9/7	XXX	START	START	START	XXX	START	START	START	START	START
43	Edwards,Zach	1/-	XXX
11	Ehlinger,Sam	9/9	START	START	START	START	START	START	START	START	START	START
19	Epps,Malcolm	7/-	XXX	XXX	XXX	XXX	...	XXX	XXX	...	XXX	...
39	Estell,Montrell	4/-	XXX	XXX	...	XXX	XXX	...
41	Ford,Jaylan	9/-	XXX	XXX	XXX	XXX	XXX	XXX	XXX	XXX	XXX	XXX
25	Foster,B.J.	8/1	XXX	XXX	XXX	START	XXX	XXX	XXX	XXX
33	Gbenda,David	9/-	XXX	XXX	XXX	XXX	XXX	XXX	XXX	XXX	XXX	XXX
74	Ghirmai,Rafiti	9/-	XXX	XXX	XXX	XXX	XXX	XXX	XXX	XXX	XXX	XXX
91	Goram-Welch,Saw	2/-	XXX	XXX
49	Graham,Ta'Quon	9/9	START	START	START	START	START	START	START	START	START	START
3	Green,Jalen	8/1	XXX	XXX	XXX	START	XXX	XXX	XXX	XXX
35	Hine,Russell	1/-	XXX	...
73	Hookfin,Isaiah	1/-	XXX
29	Hullaby,Jaden	1/-	XXX	...
67	Imade,Tope	4/-	XXX	XXX	XXX	XXX	XXX	...
26	Ingram,Keaontay	6/3	XXX	START	START	START	XXX	XXX
5X	Jamison,D'Shawn	9/8	START	START	START	XXX	START	START	START	START	START	START
57	Jaquess,Cort	7/1	START	XXX	XXX	XXX	XXX	XXX	XXX
2	Johnson,Roschon	9/1	START	XXX	XXX	XXX	XXX	XXX	XXX	XXX	XXX	XXX
70	Jones,Christian	9/9	START	START	START	START	START	START	START	START	START	START
36	Jones,Jacoby	8/-	...	XXX	XXX	XXX	XXX	XXX	XXX	XXX	XXX	...
69	Karic,Andrej	2/-	XXX	XXX	...
68	Kerstetter,Dere	9/9	START	START	START	START	START	START	START	START	START	START
81	Leitao,Reese	7/-	XXX	XXX	XXX	...	XXX	XXX	XXX	XXX
89	Liebrock,Brayde	4/-	XXX	XXX	XXX	XXX	...
54	Mader,Justin	9/-	XXX	XXX	XXX	XXX	XXX	XXX	XXX	XXX	XXX	...
65	Majors,Jake	2/1	XXX	START	...
6X	Mitchell,Juwan	9/8	XXX	START	START	START	START	START	START	START	START	START
83	Money,Kai	9/-	XXX	XXX	XXX	XXX	XXX	XXX	XXX	XXX	XXX	...
6	Moore,Joshua	9/9	START	START	START	START	START	START	START	START	START	START
98	Ojomo,Moro	9/9	START	START	START	START	START	START	START	START	START	START
78	Okafor,Denzel	9/9	START	START	START	START	START	START	START	START	START	START
46	Ossai,Joseph	9/9	START	START	START	START	START	START	START	START	START	START
0X	DeMar Overshown	9/9	START	START	START	START	START	START	START	START	START	START
44	Owens,Tyler	8/-	XXX	XXX	XXX	...	XXX	XXX	XXX	XXX	XXX	...
71	Parr,Logan	1/-	XXX	...
5	Robinson,Bijan	8/5	XXX	XXX	...	XXX	START	START	START	START	START	START
1D	Schooler,Brende	8/-	XXX	XXX	XXX	XXX	XXX	...	XXX	XXX	XXX	...
7	Smith,Jake	6/5	START	...	XXX	START	START	START	START	START
2C	Smith,Jarrett	1/-	XXX
7X	Sterns,Caden	7/7	START	START	START	...	START	START	START	START
93	Sweat,T'Vondre	9/-	XXX	XXX	XXX	XXX	XXX	XXX	XXX	XXX	XXX	XXX
8	Thompson,Casey	2/-	XXX	XXX	...
28	Thompson,Jerrin	9/1	XXX	XXX	XXX	XXX	XXX	XXX	XXX	XXX	START	...
9X	Thompson,Josh	9/9	START	START	START	START	START	START	START	START	START	START
1C	Tillman,Marcus	2/-	XXX	XXX	...
2F	Tschauner,Chris	2/-	XXX	XXX	...
50	Vaughns,Byron	2/-	XXX	XXX
1E	Washington,Marc	7/-	XXX	XXX	XXX	...	XXX	...	XXX	XXX	XXX	...
2E	Watson,Gabriel	2/-	XXX	XXX	...
2X	Watson,Kenyatta	2/-	XXX	...	XXX
4	Whittington,Jor	4/2	START	START	XXX	XXX	...
18	Wiley,Jared	9/2	XXX	START	XXX	XXX	START	XXX	XXX	XXX	XXX	...
9	Woodard,Al'Vont	9/-	XXX	XXX	XXX	XXX	XXX	XXX	XXX	XXX	XXX	...